

Department of the Army
Pamphlet 670-1

Uniform and Insignia

Guide to the Wear and Appearance of Army Uniforms and Insignia

Headquarters
Department of the Army
Washington, DC
31 March 2014

UNCLASSIFIED

SUMMARY

DA PAM 670-1

Guide to the Wear and Appearance of Army Uniforms and Insignia

This administrative revision, dated 10 April 2014-

- o Makes administrative changes (paras 13-14e and *f*, 14-15e and *f*, 21-12b(4), and 22-16b(4)).
- o Updates paragraph references and figures (paras 22-17d(6), (7), (8), (10), and (14) and figs 14-13, 21-55, 22-56, and 22-63).

This new pamphlet, dated 31 March 2014-

- o Provides the implementation procedures for wear and appearance of Army uniforms and insignia (throughout).


Uniform and Insignia

Guide to the Wear and Appearance of Army Uniforms and Insignia

By Order of the Secretary of the Army:

RAYMOND T. ODIERNO
General, United States Army
Chief of Staff

Official:



GERALD B. O'KEEFE
Administrative Assistant to the
Secretary of the Army

History. This publication is an administrative revision. The portions affected by this administrative revision are listed in the summary of change.

Summary. This pamphlet provides the implementation procedures for wear and appearance of Army uniforms and insignia.

Applicability. This pamphlet applies to the Active Army, the Army National Guard/Army National Guard of the United States, and the U.S. Army Reserve, unless otherwise stated.

Proponent and exception authority. The proponent of this pamphlet is the Deputy Chief of Staff, G-1. The proponent has the authority to approve exceptions or waivers to this pamphlet that are consistent with controlling law and regulations. The proponent may delegate this approval authority, in writing, to a division chief within the proponent agency or its direct reporting unit or field operating agency in the grade of colonel or the civilian equivalent. Activities may request a waiver to this pamphlet by providing justification that includes a full analysis of the expected benefits and must include formal review by the activity's senior legal officer. All waiver requests will be endorsed by the commander or senior leader of the requesting activity and forwarded through their higher headquarters

to the policy proponent. Refer to AR 25-30 for specific guidance.

Suggested improvements. Users are invited to send comments and suggested improvements on DA Form 2028 (Recommended Changes to Publications and Blank Forms) to Deputy Chief of Staff, G-1 (DAPE-ZA), 300 Pentagon, Washington, DC 20301-0300.

Distribution. This publication is available in electronic media only and is intended for command levels A, B, C, D, and E for the Active Army, the Army National Guard/Army National Guard of the United States, and the U.S. Army Reserve.

Contents (Listed by paragraph and page number)

Chapter 1

Introduction, page 1

Purpose • 1-1, page 1

References • 1-2, page 1

Explanation of abbreviations and terms • 1-3, page 1

Responsibilities • 1-4, page 1

Statutory Authority • 1-5, page 1

Recommending changes to Army uniforms • 1-6, page 1

Classification of service and combat/utility/field uniforms • 1-7, page 1

Chapter 2

Responsibilities, page 1

Chapter 3

Appearance and Grooming, page 1

Punitive and Non-punitive provisions • 3-1, page 1

Non-Punitive provisions • 3-2, page 2

Contents—Continued

Tattoo, Branding, and Body Mutilation Policy • 3-3, *page 2*

Chapter 4

Combat Uniform Ensemble, *page 2*

Classification • 4-1, *page 2*

Composition • 4-2, *page 2*

Accessories • 4-3, *page 3*

Materials • 4-4, *page 4*

Insignia and accouterments • 4-5, *page 4*

Combat and skill badges worn on the combat uniform • 4-6, *page 4*

General guidelines • 4-7, *page 4*

Combat uniform coat • 4-8, *page 5*

Combat uniform trousers • 4-9, *page 6*

Headgear • 4-10, *page 6*

Chapter 5

Maternity Work Uniform, *page 8*

Classification • 5-1, *page 8*

Composition • 5-2, *page 8*

Accessories • 5-3, *page 8*

Materials • 5-4, *page 10*

Insignia and accouterments • 5-5, *page 10*

Combat and skill badges worn on the maternity work uniform • 5-6, *page 10*

General guidelines • 5-7, *page 10*

Chapter 6

Aircrew Uniform, *page 11*

Classification • 6-1, *page 11*

Section I

*Army Aircrew Combat Uniform, *page 11**

Composition • 6-2, *page 11*

Accessories • 6-3, *page 14*

Materials • 6-4, *page 14*

Insignia and accouterments • 6-5, *page 14*

Combat and skill badges worn on the aircrew uniform • 6-6, *page 14*

General guidelines • 6-7, *page 14*

Aircrew combat uniform coat • 6-8, *page 15*

Aircrew combat uniform trousers • 6-9, *page 15*

Section II

*Fire Resistant Environmental Ensemble, *page 16**

Composition • 6-10, *page 16*

Accessories • 6-11, *page 16*

Materials • 6-12, *page 16*

General guidelines • 6-13, *page 16*

Chapter 7

Hospital Uniform-Male, *page 17*

Classification • 7-1, *page 17*

Composition • 7-2, *page 17*

Accessories • 7-3, *page 19*

Materials • 7-4, *page 19*

Insignia and accouterments • 7-5, *page 19*

General guidelines • 7-6, *page 19*

Contents—Continued

Chapter 8

Hospital and Maternity Uniforms-Female, page 20

Classification • 8-1, page 20

Composition • 8-2, page 20

Accessories • 8-3, page 23

Materials • 8-4, page 23

Insignia and accouterments • 8-5, page 23

General guidelines • 8-6, page 23

Chapter 9

Food Service Uniform-Male, page 24

Classification • 9-1, page 24

Composition • 9-2, page 24

Accessories • 9-3, page 26

Materials • 9-4, page 26

Insignia and accouterments • 9-5, page 26

General guidelines • 9-6, page 26

Chapter 10

Food Service and Maternity Uniforms-Female, page 27

Classification • 10-1, page 27

Composition • 10-2, page 27

Accessories • 10-3, page 29

Materials • 10-4, page 29

Insignia and accouterments • 10-5, page 29

General guidelines • 10-6, page 29

Chapter 11

Combat Vehicle Crewman Uniform, page 30

Classification • 11-1, page 30

Composition • 11-2, page 30

Accessories • 11-3, page 32

Materials • 11-4, page 32

Insignia and accouterments • 11-5, page 32

General guidelines • 11-6, page 32

Chapter 12

Physical Fitness Uniform, page 33

Classification • 12-1, page 33

Composition • 12-2, page 33

Accessories • 12-3, page 33

Materials • 12-4, page 33

Insignia • 12-5, page 33

General guidelines • 12-6, page 33

Chapter 13

Service and Dress Uniforms-Male, page 37

Classification • 13-1, page 37

Section I

Green Service/Dress Uniform, page 37

Composition • 13-2, page 37

Accessories • 13-3, page 44

Materials • 13-4, page 44

Insignia, accouterments, decorations, badges, unit awards and appurtenances • 13-5, page 44

General guidelines • 13-6, page 45

Contents—Continued

Coat, Army green • 13–7, *page 45*
Trousers, Army green • 13–8, *page 45*
Shirt, long- and short-sleeved • 13–9, *page 45*

Section II

Army Service Uniform and Dress Blue Uniform-Male, page 46
Composition • 13–10, *page 46*
Accessories • 13–11, *page 55*
Materials • 13–12, *page 56*
Insignia, accouterments, decorations, badges, unit awards and appurtenances • 13–13, *page 56*
General guidelines • 13–14, *page 57*
Coat, dark blue • 13–15, *page 57*
Trousers, blue • 13–16, *page 58*
Shirt, white • 13–17, *page 58*
Service cap (optional) • 13–18, *page 58*

Chapter 14

Service and Dress Uniforms-Female, page 59

Classification • 14–1, *page 59*

Section I

Green Service/Dress Uniform, page 59
Composition • 14–2, *page 59*
Accessories • 14–3, *page 66*
Materials • 14–4, *page 66*
Insignia, accouterments, decorations, badges, unit awards and appurtenances • 14–5, *page 66*
General guidelines • 14–6, *page 67*
Coat, Army green • 14–7, *page 67*
Slacks, Army green • 14–8, *page 67*
Skirt, Army green • 14–9, *page 68*
Shirts, long- and short-sleeved • 14–10, *page 68*

Section II

Army Service Uniform and Dress Blue Uniform-Female, page 68
Composition • 14–11, *page 68*
Accessories • 14–12, *page 75*
Materials • 14–13, *page 75*
Insignia, accouterments, decorations, badges, unit awards and appurtenances • 14–14, *page 76*
General guidelines • 14–15, *page 76*
Coat, Army blue • 14–16, *page 77*
Slacks, Army blue • 14–17, *page 77*
Skirt, Army blue • 14–18, *page 77*
Shirt, Army White 521 • 14–19, *page 77*
Service hat, Army blue (female only) • 14–20, *page 78*

Chapter 15

Maternity Service Uniform, page 78

Classification • 15–1, *page 78*
Composition • 15–2, *page 78*
Accessories • 15–3, *page 82*
Materials • 15–4, *page 82*
Insignia, accouterments, decorations, badges, unit awards and appurtenances • 15–5, *page 82*
General guidelines • 15–6, *page 82*
Tunic, Army blue, maternity • 15–7, *page 83*
Slacks, Army blue, maternity • 15–8, *page 83*

Contents—Continued

Skirt, Army blue, maternity • 15–9, *page 83*
Shirt, long- and short-sleeved, maternity • 15–10, *page 83*

Chapter 16

Blue Mess Uniforms-Male, *page 83*

Classification • 16–1, *page 83*
Composition • 16–2, *page 83*
Accessories • 16–3, *page 88*
Materials • 16–4, *page 88*
Insignia, accouterments, decorations, badges, unit awards and appurtenances • 16–5, *page 88*
General guidelines • 16–6, *page 88*
Jacket, Army blue mess • 16–7, *page 89*
Trousers, Army blue mess • 16–8, *page 93*

Chapter 17

Blue Mess Uniforms-Female, *page 93*

Classification • 17–1, *page 93*
Composition • 17–2, *page 93*
Accessories • 17–3, *page 98*
Materials • 17–4, *page 98*
Insignia, accouterments, decorations, badges, unit awards and appurtenances • 17–5, *page 98*
General guidelines • 17–6, *page 98*
Jacket, Army blue mess, female • 17–7, *page 98*
Skirts, blue mess and blue evening mess • 17–8, *page 102*

Chapter 18

White Mess Uniforms-Male, *page 103*

Classification • 18–1, *page 103*
Composition • 18–2, *page 103*
Accessories • 18–3, *page 107*
Materials • 18–4, *page 107*
Insignia, accouterments, decorations, badges, unit awards and appurtenances • 18–5, *page 107*
General guidelines • 18–6, *page 107*
Jacket, white mess, male • 18–7, *page 107*
Trousers, black • 18–8, *page 111*

Chapter 19

White Mess Uniforms-Female, *page 111*

Classification • 19–1, *page 111*
Composition • 19–2, *page 111*
Accessories • 19–3, *page 116*
Materials • 19–4, *page 116*
Insignia, accouterments, decorations, badges, unit awards and appurtenances • 19–5, *page 116*
General guidelines • 19–6, *page 116*
Jacket, white mess, female • 19–7, *page 116*
Skirts, white mess • 19–8, *page 120*

Chapter 20

Uniform Accessories, *page 120*

General • 20–1, *page 120*
Belts and buckles • 20–2, *page 120*
Boots • 20–3, *page 121*
Buttons • 20–4, *page 122*
Capes • 20–5, *page 123*
Chaplain's apparel • 20–6, *page 126*

Contents—Continued

Coats, black, all-weather (male and female) • 20–7, *page 126*
Cover, cap, rain • 20–8, *page 127*
Cuff links and studs • 20–9, *page 127*
Cummerbunds • 20–10, *page 127*
Gloves • 20–11, *page 128*
Handbags • 20–12, *page 128*
Hat, drill sergeant • 20–13, *page 129*
Judge’s apparel • 20–14, *page 130*
Military police accessories • 20–15, *page 130*
Neckgaiter • 20–16, *page 133*
Neck tabs, female • 20–17, *page 133*
Neckties, male • 20–18, *page 133*
Overcoat, ceremonial, blue • 20–19, *page 134*
Overshoes, black • 20–20, *page 134*
Scarves • 20–21, *page 134*
Shirts, white • 20–22, *page 134*
Shoes • 20–23, *page 135*
Socks • 20–24, *page 136*
Suspenders • 20–25, *page 137*
Sweaters • 20–26, *page 137*
Umbrella • 20–27, *page 139*
Undergarments • 20–28, *page 139*
Vest, white, male • 20–29, *page 140*
Windbreaker, black • 20–30, *page 141*

Chapter 21

Wear of Insignia and Accouterments, *page 141*

General • 21–1, *page 141*
General description • 21–2, *page 141*
Headgear insignia • 21–3, *page 142*
U.S. insignia • 21–4, *page 149*
Grade insignia for general officers • 21–5, *page 152*
Grade insignia for other officers • 21–6, *page 154*
Grade insignia for enlisted personnel • 21–7, *page 159*
Other grade insignia • 21–8, *page 165*
Branch insignia • 21–9, *page 172*
Branch insignia-other • 21–10, *page 172*
Insignia for aides • 21–11, *page 190*
Branch insignia-how worn • 21–12, *page 194*
Insignia for U.S. Military Academy (USMA) staff • 21–13, *page 198*
Branch insignia for officer candidates • 21–14, *page 198*
Insignia for warrant officer candidates • 21–15, *page 200*
Shoulder sleeve insignia-current organization • 21–16, *page 200*
Shoulder sleeve insignia-former wartime service • 21–17, *page 203*
Wear of U.S. flag embroidered insignia. • 21–18, *page 203*
Branch colors • 21–19, *page 205*
Branch scarves • 21–20, *page 205*
Leaders identification insignia • 21–21, *page 206*
Distinctive unit insignia • 21–22, *page 206*
Regimental distinctive insignia • 21–23, *page 207*
Insignia representing regimental affiliation • 21–24, *page 208*
Insignia, distinguishing, U.S. Army tape, nametape, and nameplate • 21–25, *page 209*
Aiguillette, service • 21–26, *page 211*
Aiguillette, dress • 21–27, *page 212*
Service stripes • 21–28, *page 213*

Contents—Continued

Overseas service bars • 21–29, *page 214*

Brassards • 21–30, *page 215*

Distinctive items authorized for infantry personnel • 21–31, *page 223*

Distinctive items authorized for other than infantry personnel • 21–32, *page 224*

Chapter 22

Wear of Decorations, Service Medals, Badges, Unit Awards, and Appurtenances, *page 225*

General • 22–1, *page 225*

Authorization • 22–2, *page 225*

When wearing awards is prohibited • 22–3, *page 226*

Order of Precedence by Category of Medal • 22–4, *page 226*

Order of Precedence within categories of medals • 22–5, *page 226*

Wear of service ribbons and lapel buttons • 22–6, *page 229*

Full-sized U.S. and foreign decorations and service medals • 22–7, *page 231*

Miniature decorations and service medals • 22–8, *page 232*

Multiple neck ribbons, broad sashes, and stars • 22–9, *page 233*

U.S. and foreign unit awards • 22–10, *page 235*

Appurtenances • 22–11, *page 237*

Badges authorized for wear on Army uniforms • 22–12, *page 237*

Badges not authorized for wear on Army uniforms • 22–13, *page 237*

Categories of badges authorized for wear on Army Uniforms • 22–14, *page 238*

Marksmanship badges and tab • 22–15, *page 238*

Combat and special skill badges and tabs • 22–16, *page 245*

Identification badges • 22–17, *page 261*

Foreign badges • 22–18, *page 271*

Chapter 23

Wear of the Army Uniform by Reserve, Retired, Separated, and Civilian Personnel, *page 272*

Occasions of ceremony • 23–1, *page 272*

Army National Guard and U.S. Army Reserve • 23–2, *page 272*

Retired personnel • 23–3, *page 272*

Former members of the Army • 23–4, *page 273*

Medal of Honor recipients • 23–5, *page 273*

Medals on civilian clothes • 23–6, *page 273*

Prohibition on uniform wear • 23–7, *page 273*

Uniform similar to the Army uniform • 23–8, *page 273*

Distinctive unit insignia on civilian clothing • 23–9, *page 273*

Uniforms by United States civilians • 23–10, *page 273*

Appendixes

A. References, *page 275*

B. Prescribed Dress, *page 277*

C. Officer Uniform Requirements, *page 278*

D. Clothing Bag List, *page 279*

E. Mandatory Possession and Wear-out Dates, *page 280*

F. Service Equivalent Uniforms, *page 281*

Table List

Table 22–1: Authority for wear-U.S. unit award emblems, *page 235*

Table 22–2: Clasps authorized for second and subsequent awards of the Good Conduct Medal, *page 237*

Table B–1: Table of prescribed dress, *page 277*

Table C–1: List of major components, *page 278*

Contents—Continued

- Table D-1: Clothing bag list, *page 279*
Table E-1: Possession dates of clothing bag items, *page 281*
Table E-2: Wear-out dates of clothing bag items, *page 281*
Table F-1: Guideline for appropriate attire, *page 281*

Figure List

- Figure 4-1: Combat uniform coat with patrol cap, *page 3*
Figure 4-2: Cold-weather coat (field jacket), *page 4*
Figure 4-3: Wear the beret, male and female, *page 7*
Figure 5-1: Maternity work uniform, *page 9*
Figure 6-1: Army aircrew combat uniform with helmet, *page 12*
Figure 6-2: Army aircrew combat uniform with patrol cap, *page 13*
Figure 7-1: Hospital duty uniform, male, *page 18*
Figure 8-1: Hospital duty dress with beret, *page 21*
Figure 8-2: Hospital duty pantsuit, *page 22*
Figure 9-1: Food service uniform, male, *page 25*
Figure 10-1: Food service uniform, female, *page 28*
Figure 11-1: Combat vehicle crewman uniform, *page 31*
Figure 11-2: Jacket, cold-weather, *page 32*
Figure 12-1: Improved physical fitness uniform variations, *page 35*
Figure 12-2: Improved physical fitness uniform variations - Continued, *page 36*
Figure 13-1: Army green service uniform, male, officer, *page 38*
Figure 13-2: Beret, general officer, *page 38*
Figure 13-3: Beret, officer, *page 39*
Figure 13-4: Beret, enlisted, *page 39*
Figure 13-5: Army green service uniform, male, enlisted, *page 40*
Figure 13-6: Class B Army green service uniform, male, long-sleeved shirt and tie, *page 41*
Figure 13-7: Class B Army green service uniform, male, short-sleeved shirt and tie, *page 42*
Figure 13-8: Class B Army green service uniform, male, short-sleeved shirt without tie, *page 43*
Figure 13-9: Army Service Uniform, general officer, *page 47*
Figure 13-10: Army Service Uniform, officer, *page 48*
Figure 13-11: Army Service Uniform, warrant officers, *page 49*
Figure 13-12: Army Service Uniform, enlisted, noncommissioned officer, *page 50*
Figure 13-13: Army Service Uniform, enlisted, *page 51*
Figure 13-14: Dress blue uniform, officer, *page 52*
Figure 13-15: Service cap, blue, general officers (optional), *page 53*
Figure 13-16: Service cap, blue, field grade officers (optional), *page 53*
Figure 13-17: Service cap, blue, company grade officers (optional), *page 53*
Figure 13-18: Service cap, blue, warrant officers (optional), *page 54*
Figure 13-19: Service cap, blue, enlisted (optional), *page 54*
Figure 13-20: Dress blue uniform, enlisted, *page 55*
Figure 14-1: Army green service uniform with slacks, female, officer, *page 61*
Figure 14-2: Beret, general officer, *page 62*
Figure 14-3: Beret, officer, *page 62*
Figure 14-4: Beret, enlisted, *page 62*
Figure 14-5: Army green service uniform with skirt, female, enlisted, *page 63*
Figure 14-6: Class B variations of the service uniform, female, *page 64*
Figure 14-7: Class B variations of the service uniform, female-Continued, *page 65*
Figure 14-8: Army service and dress blue uniform, female, *page 69*
Figure 14-9: Army service/dress blue uniform, general officer, female, *page 70*
Figure 14-10: Army service/dress blue uniform, officer, female, *page 71*
Figure 14-11: Army service/dress blue uniform, warrant officer, female, *page 72*
Figure 14-12: Army service/dress blue uniform, noncommissioned officer, female, *page 73*
Figure 14-13: Army service/dress blue uniform, enlisted, female, *page 74*

Contents—Continued

- Figure 15-1: Maternity service uniform, Class A, *page 80*
Figure 15-2: Maternity service uniform, Class B, *page 81*
Figure 16-1: Army blue mess uniform, general officers, *page 85*
Figure 16-2: Army blue evening mess uniform, other officers, *page 86*
Figure 16-3: Army blue mess uniform, enlisted, *page 87*
Figure 16-4: Shoulder knot, *page 89*
Figure 16-5: Sleeve ornamentation, blue mess, general, *page 90*
Figure 16-6: Sleeve ornamentation, blue mess, lieutenant general, *page 90*
Figure 16-7: Sleeve ornamentation, blue mess, major general, *page 91*
Figure 16-8: Sleeve ornamentation, blue mess, brigadier general, *page 91*
Figure 16-9: Sleeve ornamentation, blue mess, field and company grade officers, *page 92*
Figure 16-10: Sleeve ornamentation, blue mess, warrant officers, *page 92*
Figure 16-11: Sleeve ornamentation, blue mess, enlisted, *page 93*
Figure 17-1: Army blue mess uniform, general officers, female, *page 95*
Figure 17-2: Army blue mess uniform, enlisted, *page 96*
Figure 17-3: Army blue evening mess uniform, other officers, *page 97*
Figure 17-4: Sleeve ornamentation, blue mess, general, *page 99*
Figure 17-5: Sleeve ornamentation, blue mess, lieutenant general, *page 100*
Figure 17-6: Sleeve ornamentation, blue mess, major general, *page 100*
Figure 17-7: Sleeve ornamentation, blue mess, brigadier general, *page 101*
Figure 17-8: Sleeve ornamentation, blue mess, field and company grade officers, *page 101*
Figure 17-9: Sleeve ornamentation, blue mess, warrant officers, *page 102*
Figure 17-10: Sleeve ornamentation, blue mess, enlisted, *page 102*
Figure 18-1: Army white mess uniform, general officers, *page 104*
Figure 18-2: Army white mess uniform, other officers, *page 105*
Figure 18-3: Army white mess uniform, enlisted, *page 106*
Figure 18-4: Sleeve ornamentation, white mess, general, *page 108*
Figure 18-5: Sleeve ornamentation, white mess, lieutenant general, *page 108*
Figure 18-6: Sleeve ornamentation, white mess, major general, *page 109*
Figure 18-7: Sleeve ornamentation, white mess, brigadier general, *page 109*
Figure 18-8: Sleeve ornamentation, white mess, field and company grade officers, *page 110*
Figure 18-9: Sleeve ornamentation, white mess, warrant officers, *page 110*
Figure 18-10: Sleeve ornamentation, white mess, enlisted, *page 111*
Figure 19-1: Army white mess uniform, other officers (new version jacket), *page 113*
Figure 19-2: Army all-white mess uniform, enlisted (new version jacket), *page 114*
Figure 19-3: Army white evening mess uniform, general officer (old version jacket), *page 115*
Figure 19-4: Sleeve ornamentation, white mess, general, *page 117*
Figure 19-5: Sleeve ornamentation, white mess, lieutenant general, *page 117*
Figure 19-6: Sleeve ornamentation, white mess, major general, *page 118*
Figure 19-7: Sleeve ornamentation, white mess, brigadier general, *page 118*
Figure 19-8: Sleeve ornamentation, white mess, field and company grade officers, *page 119*
Figure 19-9: Sleeve ornamentation, white mess, warrant officers, *page 119*
Figure 19-10: Sleeve ornamentation, white mess, enlisted, *page 120*
Figure 20-1: Brass buckle, *page 121*
Figure 20-2: Regular Army button, *page 123*
Figure 20-3: Corps of Engineers button, *page 123*
Figure 20-4: Black cape, female officers, *page 124*
Figure 20-5: Blue cape, female officers, *page 125*
Figure 20-6: Blue cape, male officers, *page 126*
Figure 20-7: Army black all-weather coat with officer insignia, *page 127*
Figure 20-8: Hat, drill sergeant, female, *page 129*
Figure 20-9: Hat, drill sergeant, male, *page 130*
Figure 20-10: Military police accessories, male, *page 131*
Figure 20-11: Military police accessories, female, *page 132*
Figure 20-12: Black unisex cardigan, *page 137*

Contents—Continued

- Figure 20–13: White unisex cardigan, *page 138*
Figure 20–14: Black unisex pullover, *page 139*
Figure 20–15: Windbreakers, *page 141*
Figure 21–1: Service cap insignia, commissioned officer, male, *page 142*
Figure 21–2: Service cap insignia, warrant officer, *page 142*
Figure 21–3: Service cap insignia, Sergeant Major of the Army, *page 142*
Figure 21–4: Service cap insignia, enlisted, male, *page 143*
Figure 21–5: Service cap insignia, commissioned officer, female, *page 143*
Figure 21–6: Service cap insignia, enlisted female, *page 143*
Figure 21–7: Beret with flash, *page 144*
Figure 21–8: Beret with flash, officer and warrant officer, *page 144*
Figure 21–9: Beret with flash, enlisted, *page 144*
Figure 21–10: Helmet cover with rank insignia, *page 145*
Figure 21–11: Helmet insignia, military police, *page 146*
Figure 21–12: Helmet insignia, military police division unit, *page 146*
Figure 21–13: Helmet insignia, military police corps unit, *page 147*
Figure 21–14: Helmet insignia, military police Army unit, *page 147*
Figure 21–15: Patrol cap insignia, enlisted, *page 148*
Figure 21–16: Patrol cap insignia, officer, *page 148*
Figure 21–17: U.S. insignia, officer, *page 149*
Figure 21–18: Wearing U.S. insignia, officer, male, *page 149*
Figure 21–19: Wearing U.S. insignia, officer, female, old version blue coat, *page 150*
Figure 21–20: Wearing U.S. insignia on green and blue coats (new version), officer, female, *page 150*
Figure 21–21: U.S. insignia, enlisted, *page 150*
Figure 21–22: Wearing U.S. insignia, male, *page 151*
Figure 21–23: Wearing U.S. insignia, enlisted, female, old version blue coat, *page 151*
Figure 21–24: Wearing U.S. insignia on green and blue coats (new version), enlisted, female, *page 152*
Figure 21–25: Insignia of grade, general, hook-and-loop insignia, *page 153*
Figure 21–26: Insignia of grade, lieutenant general hook-and-loop insignia, *page 153*
Figure 21–27: Insignia of grade, major general hook-and-loop insignia, *page 153*
Figure 21–28: Insignia of grade, brigadier general hook-and-loop insignia, *page 153*
Figure 21–29: Insignia of grade, general officers, on shoulder loop, *page 154*
Figure 21–30: Insignia of grade, general officers, on beret, *page 154*
Figure 21–31: Insignia of grade, colonel, *page 155*
Figure 21–32: Insignia of grade, lieutenant colonel (silver), *page 155*
Figure 21–33: Insignia of grade, major (gold), *page 156*
Figure 21–34: Insignia of grade, captain, *page 156*
Figure 21–35: Insignia of grade, first lieutenant (silver), *page 156*
Figure 21–36: Insignia of grade, second lieutenant (gold), *page 157*
Figure 21–37: Insignia of grade, chief warrant officer 5, *page 157*
Figure 21–38: Insignia of grade, chief warrant officer 4, *page 157*
Figure 21–39: Insignia of grade, chief warrant officer 3, *page 158*
Figure 21–40: Insignia of grade, chief warrant officer 2, *page 158*
Figure 21–41: Insignia of grade, warrant officer one, *page 158*
Figure 21–42: Insignia of grade, other officers, on shoulder loops, *page 159*
Figure 21–43: Insignia of grade, Sergeant Major of the Army, *page 160*
Figure 21–44: Insignia of grade, command sergeant major, *page 160*
Figure 21–45: Insignia of grade, sergeant major, *page 160*
Figure 21–46: Insignia of grade, first sergeant, *page 161*
Figure 21–47: Insignia of grade, master sergeant, *page 161*
Figure 21–48: Insignia of grade, sergeant first class, *page 161*
Figure 21–49: Insignia of grade, staff sergeant, *page 162*
Figure 21–50: Insignia of grade, sergeant, *page 162*
Figure 21–51: Insignia of grade, corporal, *page 162*
Figure 21–52: Insignia of grade, private first class, *page 162*

Contents—Continued

- Figure 21–53: Insignia of grade, PV2, *page 163*
Figure 21–54: Insignia of grade, specialist, *page 163*
Figure 21–55: Pin-on insignia of grade, enlisted, *page 164*
Figure 21–56: Wearing sew-on insignia of grade, enlisted, *page 165*
Figure 21–57: Wearing pin-on insignia of grade on collars, nonsubdued, *page 165*
Figure 21–58: Shoulder marks, officer, *page 166*
Figure 21–59: Shoulder marks, enlisted, *page 168*
Figure 21–60: Shoulder straps, *page 170*
Figure 21–61: Shoulder boards, *page 171*
Figure 21–62: Regimental numbers attached to insignia, *page 173*
Figure 21–63: Collar insignia, Acquisition Corps, (enlisted only), *page 174*
Figure 21–64: Insignia of branch, Adjutant General’s Corps, *page 174*
Figure 21–65: Insignia of branch, Air Defense Artillery, *page 174*
Figure 21–66: Insignia of branch, Armor, *page 175*
Figure 21–67: Insignia of branch, Army Medical Specialist Corps, officer, *page 175*
Figure 21–68: Insignia of branch, Army Nurse Corps, officer, *page 175*
Figure 21–69: Insignia of branch, Aviation., *page 176*
Figure 21–70: Collar insignia, Band, enlisted, *page 176*
Figure 21–71: Insignia of branch, cavalry, *page 177*
Figure 21–72: Insignia of branch, chaplain, officer, *page 177*
Figure 21–73: Collar insignia, chaplain assistant, enlisted, *page 178*
Figure 21–74: Insignia of branch, chaplain candidate, officer only, *page 178*
Figure 21–75: Insignia of branch, chemical corps, *page 179*
Figure 21–76: Insignia of branch, Civil Affairs, *page 179*
Figure 21–77: Insignia of branch, Corps of Engineers, *page 179*
Figure 21–78: Insignia of branch, Dental corps, officer, *page 180*
Figure 21–79: Insignia of branch, Electronic Warfare, *page 180*
Figure 21–80: Insignia of branch, field artillery, *page 180*
Figure 21–81: Insignia of branch, finance corps, *page 181*
Figure 21–82: Insignia of branch, general staff, officer, *page 181*
Figure 21–83: Insignia of branch, infantry, *page 181*
Figure 21–84: Insignia of branch, Inspector General Corps, *page 182*
Figure 21–85: Insignia of branch, Judge Advocate General’s Corps, *page 182*
Figure 21–86: Insignia of branch, Logistics, *page 183*
Figure 21–87: Insignia of branch, medical corps, *page 183*
Figure 21–88: Insignia of branch, medical service corps, officer, *page 183*
Figure 21–89: Insignia of branch, military intelligence, *page 184*
Figure 21–90: Insignia of branch, military police corps, *page 184*
Figure 21–91: Insignia of branch, National Guard Bureau, officer, *page 184*
Figure 21–92: Collar insignia, nominative senior enlisted leader collar insignia, *page 185*
Figure 21–93: Insignia of branch, ordnance corps, *page 185*
Figure 21–94: Insignia of branch, psychological operations, *page 186*
Figure 21–95: Collar insignia, Public Affairs, enlisted, *page 186*
Figure 21–96: Insignia of branch, quartermaster corps, *page 187*
Figure 21–97: Insignia of branch, signal corps, *page 187*
Figure 21–98: Insignia of branch, staff specialist, ARNG/USAR, officer, *page 187*
Figure 21–99: Insignia of branch, Special Forces, *page 188*
Figure 21–100: Collar insignia, Sergeant Major of the Army, *page 188*
Figure 21–101: Insignia of branch, transportation corps, *page 189*
Figure 21–102: Insignia of branch, veterinary corps, officer, *page 189*
Figure 21–103: Insignia of branch, warrant officer, *page 189*
Figure 21–104: Insignia for aides to the President of the United States, *page 190*
Figure 21–105: Insignia for aides to the Vice President of the United States, *page 190*
Figure 21–106: Insignia for aides to the Secretary of Defense, *page 191*
Figure 21–107: Insignia for aides to the Secretary of the Army, *page 191*

Contents—Continued

- Figure 21–108: Insignia for aides to the Under Secretary of the Army, *page 192*
Figure 21–109: Insignia for aides to the Chairman, Joint Chiefs of Staff, *page 192*
Figure 21–110: Insignia for aides to the Vice Chairman, Joint Chiefs of Staff, *page 192*
Figure 21–111: Insignia for aides to the Chief of Staff of the Army, *page 193*
Figure 21–112: Insignia for aides to the Vice Chief of Staff of the Army, *page 193*
Figure 21–113: Insignia for aides to a general of the Army, *page 193*
Figure 21–114: Insignia for aides to a general, *page 194*
Figure 21–115: Insignia for aides to a lieutenant general, *page 194*
Figure 21–116: Insignia for aides to a major general, *page 194*
Figure 21–117: Insignia for aides to a brigadier general, *page 194*
Figure 21–118: Wearing insignia of branch on the green and blue uniforms, male officers, *page 195*
Figure 21–119: Wearing insignia of branch on the hospital duty uniform, *page 195*
Figure 21–120: Wearing chaplain insignia on the service uniform shirt, *page 195*
Figure 21–121: Wearing insignia of branch on the service uniforms, male enlisted, *page 196*
Figure 21–122: Wearing insignia of branch on blue uniform (old version), female officers, *page 196*
Figure 21–123: Wearing insignia of branch on green and blue uniforms (new version), female officers, *page 197*
Figure 21–124: Wearing insignia of branch on the blue uniform (old version), enlisted female, *page 197*
Figure 21–125: Wearing insignia of branch on the green and blue uniforms (new version), enlisted female, *page 197*
Figure 21–126: USMA staff personnel insignia, *page 198*
Figure 21–127: Officer candidate insignia, *page 198*
Figure 21–128: Wearing officer candidate insignia on coat lapels, *page 199*
Figure 21–129: Wearing officer candidate insignia on shirt collars, *page 199*
Figure 21–130: Wearing officer candidate ascot, *page 200*
Figure 21–131: Wearing warrant officer candidate insignia, *page 200*
Figure 21–132: Wearing shoulder sleeve insignia current organization, *page 202*
Figure 21–133: Wearing a shoulder sleeve insignia-former wartime service, with U.S. flag embroidered insignia, right sleeve, *page 204*
Figure 21–134: Wearing combat LI on shoulder loops, *page 206*
Figure 21–135: Wearing DUI on shoulder loops, *page 207*
Figure 21–136: Wearing DUI/RDI on black pullover cardigan, *page 207*
Figure 21–137: Wearing RDI on green and blue uniforms, male, *page 208*
Figure 21–138: Wearing RDI on Army blue and white mess uniforms, male, *page 208*
Figure 21–139: Wearing nametape and U.S. Army distinguishing nametape, *page 209*
Figure 21–140: Wearing the nameplate on service and dress uniforms, female, *page 211*
Figure 21–141: Wearing service aiguilletes, *page 211*
Figure 21–142: Wearing dress aiguilletes, *page 212*
Figure 21–143: Wearing service stripes, enlisted, *page 213*
Figure 21–144: Wearing service stripes on Army blue, enlisted, *page 214*
Figure 21–145: Wearing overseas service bars, all ranks, *page 215*
Figure 21–146: Wearing brassards, *page 216*
Figure 21–147: Brassard, Directorate of Evaluation and Standardization, *page 216*
Figure 21–148: Brassard, sergeant, *page 216*
Figure 21–149: Brassard, corporal, *page 217*
Figure 21–150: Brassard, captain, *page 217*
Figure 21–151: Brassard, first lieutenant, *page 217*
Figure 21–152: Brassard, second lieutenant, *page 218*
Figure 21–153: Brassard, Army Community Service, *page 218*
Figure 21–154: Brassard, explosive ordnance disposal, *page 218*
Figure 21–155: Brassard, CBRN, *page 219*
Figure 21–156: Brassard, Geneva Convention, *page 219*
Figure 21–157: Brassard, mourning, *page 219*
Figure 21–158: Brassard, military police, *page 220*
Figure 21–159: Brassard, movement control, *page 220*
Figure 21–160: Brassard, officer of the day, *page 220*
Figure 21–161: Brassard, officer of the guard, *page 220*

Contents—Continued

- Figure 21–162: Brassard, photographer, *page 221*
Figure 21–163: Brassard, port, *page 221*
Figure 21–164: Brassard, trainee in leadership position, *page 221*
Figure 21–165: Brassard, unit police, *page 222*
Figure 21–166: Brassard, Veterinary Corps, *page 222*
Figure 21–167: Brassard, CID, *page 222*
Figure 21–168: Brassard, military assistance, *page 223*
Figure 21–169: Distinctive items authorized for infantry personnel, *page 223*
Figure 21–170: Wearing airborne background trimming, *page 224*
Figure 21–171: Wearing airborne background trimming, maternity tunic, *page 225*
Figure 22–1: Wearing ribbons centered and aligned to the left, *page 230*
Figure 22–2: Wearing ribbons on green and blue uniforms, male, *page 230*
Figure 22–3: Wearing ribbons on green and blue uniforms, female (new version coats), *page 230*
Figure 22–4: Wearing full-sized medals, blue uniforms, male, *page 231*
Figure 22–5: Wearing full-sized medals, blue uniforms, female (new version coats), *page 232*
Figure 22–6: Wearing the Medal of Honor, *page 232*
Figure 22–7: Wearing miniature medals on mess uniforms, male, *page 233*
Figure 22–8: Wearing miniature medals on mess uniforms, female, *page 233*
Figure 22–9: Wearing multiple neck ribbons, male, *page 234*
Figure 22–10: Wear of multiple neck ribbons, female, *page 234*
Figure 22–11: Wearing sash and stars, male, *page 234*
Figure 22–12: Wearing sash and stars, female, *page 235*
Figure 22–13: Wearing unit awards, male, *page 236*
Figure 22–14: Wearing unit awards, female, *page 236*
Figure 22–15: U.S. distinguished international shooter badge, *page 238*
Figure 22–16: Distinguished rifleman badge, *page 238*
Figure 22–17: Distinguished pistol shot badge, *page 239*
Figure 22–18: U.S. Army excellence in competition rifleman badge, *page 239*
Figure 22–19: U.S. Army excellence in competition pistol shot badge, *page 239*
Figure 22–20: Marksmanship qualification badges, *page 240*
Figure 22–21: Wearing one marksmanship badge on upper portion of pocket flap, male, *page 241*
Figure 22–22: Wearing one marksmanship badge, female, *page 241*
Figure 22–23: Wearing two marksmanship or two special skill badges on pocket flap, male, *page 241*
Figure 22–24: Wearing two marksmanship or two special skill badges below ribbons, female, *page 242*
Figure 22–25: Wearing one marksmanship and one special skill badge on pocket flap, male, *page 242*
Figure 22–26: Wearing one marksmanship and one special skill badge below ribbons, female, *page 242*
Figure 22–27: Wearing one special skill and two marksmanship badges on pocket flap, male, *page 243*
Figure 22–28: Wearing one special skill and two marksmanship badges on pocket flap, male, *page 243*
Figure 22–29: Wearing two special skill and one marksmanship badge on pocket flap, male, *page 244*
Figure 22–30: Wearing two special skill and one marksmanship; or one special skill and two marksmanship badges, female, *page 244*
Figure 22–31: President’s Hundred tab, *page 244*
Figure 22–32: Wearing the President’s Hundred tab on the green service uniform, *page 245*
Figure 22–33: Combat infantryman badges, *page 246*
Figure 22–34: Expert infantryman badge, *page 246*
Figure 22–35: Combat action badge, *page 246*
Figure 22–36: Combat medical badges, *page 247*
Figure 22–37: Expert field medical badge, *page 247*
Figure 22–38: Army astronaut device, *page 247*
Figure 22–39: Army aviator badges, *page 248*
Figure 22–40: Flight surgeon badges, *page 248*
Figure 22–41: Aviation badges, *page 249*
Figure 22–42: Explosive ordinance disposal badges, *page 249*
Figure 22–43: Glider badge, *page 250*
Figure 22–44: Parachutist badges, *page 250*

Contents—Continued

- Figure 22-45: Parachutist badges with combat jump device, *page 250*
Figure 22-46: Pathfinder badge, *page 251*
Figure 22-47: Military freefall parachutist badge, *page 251*
Figure 22-48: Air assault badge, *page 251*
Figure 22-49: Ranger tab, *page 251*
Figure 22-50: Special Forces tab, *page 252*
Figure 22-51: Sapper tab, *page 252*
Figure 22-52: Diver badges, *page 252*
Figure 22-53: Driver and mechanic badges and clasps, *page 253*
Figure 22-54: Parachute rigger badge, *page 253*
Figure 22-55: Physical fitness badge, *page 253*
Figure 22-56: Wearing five badges, male, *page 254*
Figure 22-57: Wearing five badges, female, *page 254*
Figure 22-58: Wearing combat and special skill badges above and below ribbons on coats and service uniform shirts, male, *page 254*
Figure 22-59: Wearing combat and special skill badges above and below ribbons on coats and service uniform shirts, female (new version coats), *page 255*
Figure 22-60: Wearing special skill badges above ribbons, male, *page 256*
Figure 22-61: Wearing special skill badges above ribbons, female, *page 256*
Figure 22-62: Wearing special skill tab metal replicas with other badges, *page 256*
Figure 22-63: Wearing subdued combat and special skill badges, *page 258*
Figure 22-64: Wearing multiple special skill tabs on combat uniforms, *page 260*
Figure 22-65: Wearing metal tab replicas on Army mess uniforms, male, *page 261*
Figure 22-66: Presidential service ID badge, *page 261*
Figure 22-67: Vice-Presidential service ID badge, *page 262*
Figure 22-68: Secretary of Defense ID badge, *page 262*
Figure 22-69: Joint Chiefs of Staff ID badge, *page 262*
Figure 22-70: Combat service ID badge, *page 263*
Figure 22-71: Army staff ID badge, *page 263*
Figure 22-72: Guard, Tomb of the Unknown Soldier ID badge, *page 263*
Figure 22-73: Drill sergeant ID badge, *page 264*
Figure 22-74: U.S. Army recruiter ID badge, AA and USAR, *page 264*
Figure 22-75: Army career counselor ID badge, *page 264*
Figure 22-76: Recruiting and retention ID badge, basic, senior, and expert (ARNG), *page 265*
Figure 22-77: Retired service ID badge, *page 265*
Figure 22-78: Military police ID badge, *page 266*
Figure 22-79: Wearing ID badges on Army green and Army blue uniforms, male, *page 267*
Figure 22-80: Wearing ID badges on the blue mess uniforms, male, *page 267*
Figure 22-81: Wearing ID badges on Army green and blue coats, female, *page 268*
Figure 22-82: Wearing ID badges on service uniform shirt, female, *page 268*
Figure 22-83: Wearing ID badges on blue mess uniforms, female, *page 269*
Figure 22-84: Wearing military police ID badge, male, *page 270*
Figure 22-85: Wearing military police ID badge, female, *page 271*
Figure 22-86: Wearing foreign badge, male, *page 271*
Figure 22-87: Wearing foreign badge, female, *page 271*
Figure 23-1: Shoulder sleeve insignia, retirees, *page 272*
Figure 23-2: Insignia for Civilians, *page 273*

Glossary

Chapter 1 Introduction

1–1. Purpose

This Department of the Army (DA) pamphlet contains procedural guidance for the wear of uniforms, awards, insignia, and accouterments.

1–2. References

Required and related publications and prescribed and referenced forms are listed in appendix A. Additional training and guidance related to this publication is available at <http://www.armyg1.army.mil/hr/uniform>.

1–3. Explanation of abbreviations and terms

Abbreviations and special terms used in this pamphlet are explained in the glossary. Descriptive definitions are provided to aid in the interpretation of this pamphlet.

1–4. Responsibilities

See Army Regulation (AR) 670–1 and chapter 2 for responsibilities.

1–5. Statutory Authority

See AR 670–1 for the statutory authority governing appearance standards.

1–6. Recommending changes to Army uniforms

a. Recommendations for uniform item change. Soldiers may recommend uniform item changes through their chain of command. If an Army Command (ACOM), Army Service Component Command (ASCC), or a Direct Reporting Unit (DRU) recommends approval of a uniform suggestion, the recommendation will be forwarded to U.S. Army Training and Doctrine Command. Each suggestion forwarded will reflect the command position; contain all appropriate supporting documentation; and be signed by the commander, deputy commander, chief of staff, or comparable level official. Suggestions not recommended for adoption are not forwarded. Suggestions forwarded without an ACOM/ASCC/DRU command position will be returned to the ACOM/ASCC/DRU command for action. If U.S. Army Training and Doctrine Command recommends approval, it will be forwarded to Program Executive Office Soldier, 5901 Putnam Road, Building 328, Fort Belvoir, VA 22060–5852, for consideration.

b. Recommendations for uniform policy change. Soldiers should submit recommendations to the wear policy of uniform items using a DA Form 2028 (Recommended Changes to Publications and Blank Forms). Significant policy changes must be endorsed through the Soldier's chain of command (ACOM/ASCC/DRU level) to the Army G–1. Send requests to usarmy.pentagon.hqda-dcs-g-1.mbx.uniform@mail.mil.

c. Recommendations regarding military awards. Suggestions regarding the policy, criteria, and administrative instructions concerning individual military decorations, the Good Conduct Medal, service medals and service ribbons, combat and special skill badges and tabs, and unit decorations will be processed in accordance with AR 600–8–22.

1–7. Classification of service and combat/utility/field uniforms

a. The male service uniform (Class A version) consists of coat, trousers, a short- or long-sleeved shirt with tie, and other authorized accessories. The Class B versions include variations without the coat.

b. The female service uniform (Class A version) consists of coat and skirt or slacks, a short- or long-sleeved shirt with a neck tab, and other authorized accessories. The Class B versions include variations without the coat.

c. Class C uniforms are the combat, utility, field, hospital duty, food service, physical fitness, and other organizational uniforms.

Chapter 2 Responsibilities

Refer to AR 670-1, chapter 2 for responsibilities with respect to Army uniform and personal appearance policies and the procedures set forth in this DA Pam.

Chapter 3 Appearance and Grooming

3–1. Punitive and Non-punitive provisions

All Soldiers should be aware that portions of chapter 3 of AR 670–1 contains policy provisions that are punitive;

violations of the specific prohibitions may result in adverse administrative action and/or charges under the provisions of the UCMJ.

3–2. Non-Punitive provisions

This DA Pam provides procedural guidance with respect to the policy contained in AR 670–1. There are no punitive provisions in this DA Pam.

3–3. Tattoo, Branding, and Body Mutilation Policy

a. Commanders must validate Soldiers' existing tattoos or brands located in unauthorized locations in accordance with AR 670–1, paragraph 3–3, using an official memorandum with full-page photos of tattooed areas as enclosures. The memorandum will include current tattoos in unauthorized locations with a description (shape, color, and size) of each tattoo above the neck on an official memorandum. This only includes tattoos above the neckline, below the elbows, or below the knees.

b. The memorandum will be posted in the Soldier's Army Military Human Resource Record by the prescribed records manager. Files must be in multi-page black and white tagged image file format (TIFF) in 300 dpi for upload, which is the same requirement for other service documents. There are no special requirements for specific camera settings. Photos must be clear and visible. Commanders should use a nylon black and white ruler (available in supply system) in each photo to help identify tattoo sizes. Commanders must photograph the entire area (above the T-shirt neckline, below the elbows, and below the knees) on locations where tattoos or brands exist to help identify location and size. A shell memorandum and additional training is available at <http://www.armyg1.army.mil/hr/uniform>.

c. Commanders will keep a permanent copy of the memorandum and attachments until he or she verifies they are posted in the Soldier's Army Military Human Resource Record and the photos are of functional quality.

d. Soldiers will be given a copy of the memorandum and attachments for his or her records.

e. Commanders will perform an annual check for new tattoos or brands in prohibited locations. If any new tattoos are found not in compliance with current standards, the Soldier must be processed in accordance with AR 670–1, paragraph 3–3*h*.

Chapter 4 Combat Uniform Ensemble

4–1. Classification

a. The Army combat uniform (ACU) in the universal camouflage pattern (UCP) is a daily work, utility, and field uniform (see fig 4–1).

b. The fire resistant (FR) combat uniform in the Operation Enduring Freedom Camouflage Pattern (OCP) is designed as a combat uniform for use in a designated combat area of operation.

4–2. Composition

The combat uniforms listed in paragraph 4–1, above, each consist of:

- a.* Coat (see para 4–8).
- b.* Trousers (see para 4–9).
- c.* Undershirt, tan (see para 20–28*e*).
- d.* Undergarments (see para 20–28).
- e.* Belt, sand rigger (see para 20–2*a*).
- f.* Socks, tan, green, or black; cushion sole (see para 20–24*a*).
- g.* Boots, combat, tan leather (see para 20–3*a*).
- h.* Headgear (see para 4–10).



Figure 4-1. Combat uniform coat with patrol cap

4-3. Accessories

The following accessories are normally worn with the combat uniform:

- a. Chaplain's apparel (chaplains only) (see para 20-6).
- b. Gloves (see para 20-11a).
- c. Handbags (females only) (see para 20-12).
 - (1) Black, clutch-type, optional purchase.
 - (2) Black, shoulder.
- d. Hat, drill sergeant (see para 20-13).
- e. Military police accessories (see para 20-15).
- f. Neckgaiter, optional purchase or organizational clothing and individual equipment (OCIE) (see para 20-16).
- g. Scarf, olive green 208 (see paras 4-7b and 20-21b).
- h. Coat, cold-weather (field jacket). The coat is lined, hip length with a bi-swing back, convertible stand-up collar with concealed hood and a slide-fastener front closure, with two breast and two lower pockets (see fig 4-2).
- i. Parka, cold-weather, camouflage (Gore-Tex®jacket).
- j. Trousers, cold-weather, camouflage (Gore-Tex®pants).
- k. Parka, wet weather, camouflage (wet weather jacket).
- l. Trousers, wet weather, camouflage.
- m. Fleece cap, foliage green (see para 4-10c).
- n. OCIE, as determined by the commander in accordance with common table of allowances (CTA) 50-900 or CTA 8-100 (medical personnel).
- o. Silk-weight undergarments (see para 4-7e).




Figure 4-2. Cold-weather coat (field jacket)

4-4. Materials

- a. The fabric of the ACU is 50 percent nylon and 50 percent cotton.
- b. The fabric of the FR combat uniform is 65 percent flame resistant rayon, 25 percent para-aramid and 10 percent nylon.

4-5. Insignia and accouterments

The following insignia and accouterments are authorized for wear on the combat uniform:

- a. Identification badges (see para 22-17).
- b. Combat and special skill badges (see paras 4-8e and 22-16).
- c. Special skill tabs (see para 22-16).
- d. Brassards (see para 21-30).
- e. Branch insignia (chaplains and chaplain candidates only) (see paras 21-10c(10) and 21-10c(12)).
- f. Grade insignia, embroidered (see paras 21-5 through 21-7).
- g. Headgear insignia (see paras 4-10 and 21-3).
- h. Shoulder sleeve insignia (SSI), current organization (see para 21-16).
- i. Shoulder sleeve insignia-former wartime service (SSI-FWTS) (see para 21-17).
- j. Insignia, distinguishing, U.S. Army tape and nametape (see paras 21-25a through b).
- k. U.S. flag embroidered insignia (see para 21-18).

4-6. Combat and skill badges worn on the combat uniform

Foreign badges are not authorized for wear on the combat uniform. Pin-on badges are not authorized in a field or deployed environment. See paragraphs 4-8e and 22-16 for wear of combat and skill badges on the combat uniform.

4-7. General guidelines

- a. Soldiers may wear gloves with the combat uniform without the cold-weather outer garments (for example, Gore-Tex® jacket or field jacket).
- b. When the cold-weather coat or other authorized cold-weather outer garments are worn, Soldiers may wear the

olive green scarf and gloves, but are not required to do so. Soldiers may wear the hood of the cold-weather coat at their option. However, when the hood is not worn, Soldiers will tuck the hood into the jacket with the zipper closed.

c. The black or green fleece (extended cold weather clothing system (ECWCS)) can be worn as an outer garment when authorized by the commander.

d. Soldiers are authorized to wear elbow or knee pads with the combat uniform.

e. The tan (cold-weather) moisture-wicking, silk weight, undershirts are not authorized to be worn under the combat uniform coat in place of the tan or foliage green undershirts. The silk weight (cold-weather) undershirts will be worn as undergarments only.

f. Female personnel may carry purses/handbags with these uniforms only while in a garrison environment. Such bags must comply with standards set forth in AR 670-1 paragraph 3-7*f*, and paragraph 20-12 of this publication.

g. Commanders may authorize use of a camouflage, black, or solid color (in a similar color to match the shade of uniform) personal hydration system only in the following situations: in a field environment, in high-heat areas, or on work details. Soldiers will not wear hydration systems in a garrison environment unless the commander has authorized it for one of the situations described above. Soldiers will not let the drinking tube hang from their mouths when the device is not in use.

h. Soldiers are authorized to store headgear when it is not worn. Soldiers may store headgear in the cargo pockets. When stored, the headgear must be folded neatly and not present a bulky appearance.

i. The following insignia are not authorized to be worn on the combat uniform: blood types, combat lifesavers, medic, allergies, Arabic nametapes, no known drug allergies, no known allergies, penicillin, and so forth.

j. The standard combat uniform coat and trousers, both issued and available at military clothing stores, are pre-treated with permethrin, which provides protection from disease-carrying insects. Female Soldiers who are pregnant, trying to become pregnant, or nursing may be able to obtain a temporary medical profile to wear non-permethrin treated combat uniforms, in accordance with the policies and procedures contained in AR 40-501.

k. The following care instructions must be followed when caring for the combat uniform to maximize the service life and maintain optimum performance. Soldiers will—

(1) Not starch the combat uniform under any circumstances. Using starch, sizing, and any process that involves dry cleaning or a steam press will adversely affect the treatments and durability of the uniform and is not authorized.

(2) Wash the combat uniform in cold water and mild detergent containing no optical brighteners or bleach.

(3) Tumble dry the combat uniform at low heat (not to exceed 130 degrees Fahrenheit). Remove immediately from the dryer and fold flat or place on a rustproof hanger to ensure heat from the dryer does not set wrinkles. To drip dry, remove from the washer and place on a rustproof hanger. Do not wring or twist.

(4) Soldiers may roll press uniforms, as necessary.

l. The ACU-Alternate (ACU-A) is an authorized alternate ACU designed in a wider range of sizes. If worn, it must have the same general appearance and fit as prescribed for the ACU.

m. The Army combat shirt is designed to provide flame protection for individual Soldiers, while maximizing breathability, moisture management, and comfort when worn as a system including interceptor body armor and FR combat uniform trousers or aircrew combat uniform trousers. It will be worn tucked into the trousers. It is designed to be worn next to the skin, without a T-shirt, in hot weather. This does not preclude wear of female undergarments or T-shirts currently approved for wear. This shirt will only be worn in a deployed or field environment, as approved by the commander. The right shoulder sleeve of the shirt is equipped with hook and loop for nametape and grade insignia. The left shoulder sleeve is equipped with hook and loop for the subdued U.S. flag embroidered insignia.

4-8. Combat uniform coat

a. The combat uniform coat is worn hooked/looped and/or buttoned and zipped. The coat has hook-and-loop fasteners for wearing the U.S. flag insignia, skills tabs, SSI, SSI- FWTS, rank insignia, U.S. Army tape, and nametape. The coat has a zippered front closure, tilted chest pockets with hook-and-loop closure, hook-and-loop or button sleeve cuff closure (which must be closed at all times), integrated blouse bellows for increased upper body mobility, and shoulder pockets with hook-and-loop.

b. The mandarin collar will be normally worn in the down position. Soldiers are authorized to wear the mandarin collar in the up position when wearing body armor or when weather conditions dictate the wear, as prescribed by the commander.

c. The coat is normally worn outside the trousers, and the trousers are worn with a belt. The coat may also be worn inside the trousers when directed by the commander (that is, when wearing the outer tactical vest, mission oriented protective posture gear, and so forth). The tan undershirt is worn underneath the coat; it is tucked inside the trousers at all times.

d. The coat will not extend below the top of the cargo pocket on the trousers and will not be higher than the bottom of the opening of the side pocket on the trousers. The elbow pouch with hook-and-loop closure for internal elbow pad inserts must be closed at all times. Permanent infrared feedback squares affixed to each shoulder for nighttime identification will be covered when insignia are not worn on the pocket flaps. Sleeves will be worn down at all times (not rolled or cuffed). The sleeve cuffs on the combat uniform coat are not authorized to be rolled inside the coat.

e. Soldiers may sew on the U.S. Army tape, name tape, rank, and all authorized badges as an option. Hook-and-loop fasteners for U.S. Army tape and name tape may be left on or removed when sewing on the uniform. If worn, badges must be all sewn on or all pinned on; Soldiers are not authorized to mix sew-on badges with pin-on badges. When personnel sew on badges, the following must also be sewn on the combat uniform coat: name tape, U.S. Army tape, and grade insignia. If a nametape, U.S. Army tape or grade insignia is sewn on, then personnel must sew all three of these items on the uniform coat. This requirement does not apply to the patrol cap. If Soldiers choose to sew on U.S. Army name tape, rank or authorized skill badges, it will be at their own expense. Soldiers are not authorized to wear pinned on badges in a field or deployed environment.

4-9. Combat uniform trousers

a. Soldiers will wear the trousers tucked into the top of the boots or bloused using the draw strings at the bottom of the trousers or commercial blousing devices. Personnel will not wrap the trouser leg around the leg tightly enough to present a pegged appearance or insert any items inside the trouser leg to create a round appearance at the bottom of the trouser leg.

b. When bloused, the trousers should not extend below the third eyelet from the top of the boot. The knee pouch with hook-and-loop closure for internal knee pad inserts and bellowed calf storage pocket with the hook-and-loop closure on the left and right legs will be worn closed at all times.

4-10. Headgear

a. The patrol cap.

(1) *General.* The patrol cap is standard headgear worn with the combat uniform in the garrison environment. The patrol cap has a visor, circular top crown, side crown with an outside crown band, and a hook-and-loop pad on the back of the patrol cap (see fig 4-1).

(2) *Wear.* Personnel wear the patrol cap straight on the head so that the cap band creates a straight line around the head, parallel to the ground. The patrol cap will fit snugly and comfortably around the largest part of the head without bulging or distortion from the intended shape of the headgear and without excessive gaps. No rolling of, blocking, or alterations to the cap are authorized. The cap is worn so that no hair is visible on the forehead beneath the cap. The nametape will be worn centered on the hook-and-loop pads on the back of the patrol cap. Soldiers may sew on the nametape and/or grade insignia as an option. Hook-and-loop fasteners for the nametape may be left on or removed when sewing it on to the patrol cap. If Soldiers choose to sew on the name tape or grade insignia, it will be at their own expense.

b. The beret.

(1) *General.* The black beret is not the standard headgear for wear with the combat uniform. However, commanders retain the authority to prescribe the black beret for special events such as parades or changes of command/responsibility. Soldiers wear berets as indicated below:

(a) *Ranger tan beret.* Soldiers currently assigned to the following units are authorized to wear the Ranger tan beret. Personnel will wear the approved flash of the unit to which they are assigned.

1. 75th Ranger Regiment.

2. Ranger Training Brigade.

3. Ranger-qualified Soldiers in the following units or positions, if they previously served in the 75th Ranger Regiment: U.S. Special Operations Command; U.S. Army Special Operations Command; U.S. Special Operations Command Joint Task Force; and Theater Special Operations Command. The 75th Ranger Regiment is the sole authority for validation of service in the Ranger Regiment.

(b) *Green beret.* All Special Forces-qualified personnel carrying career management field (CMF) 18 military occupational specialties (MOSs), to include 18A or 180A and command sergeants major (CSMs) reclassified from 18Z to O0Z are authorized to wear the green beret. This includes Senior and Junior ROTC instructors and those attending training at an Army Service school in a student status (for example, Command and General Staff College, Defense Language Institute, or the U.S. Army Sergeants Major Academy). Those in CMF 18 who are filling a drill sergeant position will continue to wear the drill sergeant hat while assigned to a valid drill sergeant position and actively training Soldiers. Soldiers awarded the Special Forces tab, but not branched Special Forces, will only wear the green beret while assigned to a Special Forces unit or position. Special Forces personnel will wear the approved flash of the unit to which they are assigned. Special Forces personnel who are assigned to an organization without an approved flash will wear the generic Special Forces flash (the flash approved for personnel assigned to Special Forces positions but not assigned to Special Forces units).

(c) *Maroon beret.* All personnel assigned to Airborne units whose primary missions are Airborne operations wear the maroon beret. The Airborne designation for a unit is found in the unit modification table of organization and equipment. Other Soldiers authorized to wear the maroon beret are indicated below. (Personnel will wear the approved flash of the unit to which they are assigned.)

1. Active Army advisors to reserve Airborne units on jump status.

2. All personnel assigned to the Airborne departments of the U.S. Army Infantry School and the U.S. Army Quartermaster School.
3. All personnel assigned to long-range surveillance detachments designated as Airborne.
4. All personnel assigned to the Airborne/airlift action office.
5. Recruiters of the Special Operations Recruiting Company, U.S. Army Recruiting Command. Personnel will wear the U.S. Army Special Operations Command flash.
6. All personnel assigned to the Airborne procurement team.
7. All personnel assigned to 55th Signal Company Airborne Combat Camera Documentation Team.
8. All personnel assigned to 982d Combat Signal Company Airborne platoons.
9. All personnel assigned to rigger detachments.

(2) *Wear.* The beret is worn so that the headband (edge binding) is straight across the forehead, 1 inch above the eyebrows. The flash is positioned over the left eye, and the excess materials is draped over to the right ear, extending to at least the top of the ear, and no lower than the middle of the ear. Personnel will cut off the ends of the adjusting ribbon and secure the ribbon knot inside the edge binding at the back of the beret. When worn properly, the beret is formed to the shape of the head; therefore, Soldiers may not wear hairstyles that cause distortion of the intended shape of the beret. Paragraph 4-7e, below, addresses wearing headgear insignia. Figure 4-3 shows wear of the beret. The beret is equipped with a stiffener on the left front for attaching organizational flashes and insignia.




Figure 4-3. Wear the beret, male and female

c. The fleece cap. The foliage green micro fleece cap is worn with the physical fitness uniform or combat uniform in field environments when the Army combat helmet is not worn, on work details, or in other environments where wearing the patrol cap is impractical, as determined by the commander. Personnel wear the fleece cap pulled down snugly on the head. In order to wear the cap properly, the bottom edge (a portion of or all) of the cap may be folded, but not rolled. Installation Commanders will determine temperature, wind chill, and extended duty time warranting wear of the cap in nonfield, nondeployed environments.

d. The sun (boonie) hat. The sun hat is worn with the combat uniform in field environments when the advanced combat helmet is not worn, on work details, or in other environments where wearing the patrol cap is impractical, as determined by the commander. Personnel wear the sun hat straight on the head so that the web band creates a straight line around the head, parallel to the ground. The sun hat will fit comfortably around the largest part of the head without distortion or excessive gaps. The sun hat is worn so that no hair is visible on the forehead beneath the hat. The draw string on the sun hat can be worn under the chin, around the back of the head and neck, or tucked inside. The draw string will not be worn over the top of the sun hat. The sun hat will not be worn rolled, formed, shaped, blocked, or with an upturned brim. Sewn-on or pinned-on rank is worn on the sun hat.

e. Headgear insignia.

(1) *Beret.* Officers and WOs wear nonsubdued grade insignia centered on the beret flash, and chaplains wear their branch insignia. Enlisted personnel wear their distinctive unit insignia (DUI) centered on the beret flash. Enlisted personnel assigned to units not authorized the DUI wear their regimental distinctive insignia (RDI). General officers may wear full-, medium-, or miniature-sized stars on the beret. Stars are centered horizontally on the flash point-to-

point, and they may be mounted on a bar as an option. Overlapping the stars beyond the flash is authorized. See paragraph 21–3 for placement of headgear insignia and beret flashes.

(2) *The patrol cap.* Subdued pin-on or sew-on grade insignia is worn on the patrol cap. Enlisted personnel wear subdued grade insignia on the patrol caps and cold-weather utility caps. The grade insignia is centered on the front of the headgear left to right, and top to bottom. Commissioned officers and warrant officers will wear subdued grade insignia. Chaplains wear subdued branch insignia.

Chapter 5

Maternity Work Uniform

5–1. Classification

The ACU maternity work uniform in the UCP is a daily work and utility uniform for pregnant Soldiers (see fig 5–1).

5–2. Composition

The maternity work uniform consists of:

- a. Coat, maternity. A single-breasted coat style design with a collar, two patch pockets with flaps, a straight-cut bottom, sleeve tabs, and pleated side-body panels with take-up tabs.
- b. Trousers. Maternity, UCP camouflage pattern. The trousers have a front stretch panel with an elasticized waistband and side pockets, with flaps on both legs.
- c. Undershirt, tan (see para 20–28e).
- d. Undergarments (see para 20–28).
- e. Socks. Tan, green, or black, tan; cushion sole (see para 20–24a).
- f. Boots, combat, tan leather (see paras 5–7m and 20–3a).
- g. Headgear (see para 4–10).

5–3. Accessories

The following accessories are normally worn with the maternity work uniform:

- a. Chaplain’s apparel (chaplains only) (see para 20–6).
- b. Gloves (see para 20–11a).
- c. Handbags (see para 20–12).
 - (1) Black, clutch-type, optional purchase.
 - (2) Black, shoulder.
- d. Hat, drill sergeant (see para 20–13).
- e. Military police accessories (see para 20–15).
- f. Neckgaiter, optional purchase or OCIE (see para 20–16).
- g. Scarf, olive green 208 (see para 5–7c and 20–21b).
- h. Coat, cold-weather (field jacket). The coat is lined, hip length with a bi-swing back, convertible stand-up collar with concealed hood and a slide-fastener front closure, with two breast and two lower pockets (see fig 4–2).
- i. Parka, cold-weather, camouflage (Gore-Tex®jacket).
- j. Trousers, cold-weather, camouflage (Gore-Tex®pants).
- k. Parka, wet weather, camouflage (wet weather jacket).
- l. Trousers, wet weather, camouflage.
- m. Fleece cap, foliage green (see para 4–10c).
- n. OCIE, as determined by the commander in accordance with CTA 50–900 or CTA 8–100 (medical personnel).
- o. Silk-weight undergarments (see para 5–7h).




Figure 5-1. Maternity work uniform

5-4. Materials

Fabric is 100 percent ripstop cotton (old fabric blend), or a 50/50 nylon and cotton ripstop poplin (new fabric blend).

5-5. Insignia and accouterments

The following insignia and accouterments are authorized for wear on the maternity work uniform:

- a.* Identification badges (see para 22-17).
- b.* Combat and special skill badges (see paras 5-7*n* and 22-16).
- c.* Special skill tabs (see para 22-16).
- d.* Brassards (see para 21-30).
- e.* Branch insignia (chaplains and chaplain candidates only) (see paras 21-10*c*(10) and (12)).
- f.* Grade insignia, embroidered (see paras 21-5 through 21-7).
- g.* Headgear insignia (see paras 4-10 and 21-3).
- h.* SSI, current organization (see para 21-16).
- i.* SSI-FWTS (see para 21-17).
- j.* Insignia, distinguishing, U.S. Army tape and nametape (see paras 21-25*a* through *b*).
- k.* U.S. flag embroidered insignia (see para 21-18).

5-6. Combat and skill badges worn on the maternity work uniform

Foreign badges are not authorized for wear on the combat uniform. Pin-on badges are not authorized in a field or deployed environment. See paragraphs 5-7*n* and 22-16 for wear of combat and skill badges on the combat uniform.

5-7. General guidelines

- a.* The standard headgear for this uniform is the patrol cap (see para 4-10).
- b.* Soldiers may wear gloves with the maternity work uniform without the cold-weather outer garments (for example, Gore-Tex® jacket or field jacket).
- c.* When the cold-weather coat or other authorized cold-weather outer garments are worn, Soldiers may wear the olive green scarf and gloves, but are not required to do so. Soldiers may wear the hood of the cold-weather coat at their option. However, when the hood is not worn, Soldiers will tuck the hood into the jacket with the zipper closed.
- d.* The black or green fleece (ECWCS) can be worn as an outer garment when authorized by the commander.
- e.* This uniform is designed to fit loosely; alterations to make the uniform fit tightly are not authorized. A tight fit reduces the airflow needed for ventilation and cooling. The coat is worn outside the trousers. Soldiers will not wear a belt with this uniform. Soldiers will wear the trousers bloused, using the draw cords or blousing rubbers, if the trousers are not tucked into the boots. Personnel will not wrap the trouser legs around the leg tightly enough to present a pegged appearance. Soldiers will not blouse the boots so that the trouser leg extends down to the ankle area. When bloused, the trousers should not extend below the third eyelet from the top of the boot.
- f.* Soldiers will not starch the ACU under any circumstances. Using starch, sizing, or any process that involves dry cleaning or a steam press will adversely affect the treatment and durability of the uniform, and it is not authorized.
- g.* The sleeve cuffs on the maternity work uniform coat are not authorized to be rolled or cuffed inside or outside of the coat.
- h.* The tan (cold-weather) moisture-wicking, silk weight, undershirts are not authorized to be worn under the maternity work uniform coat in place of the tan or foliage green undershirts. The silk weight (cold-weather) undershirts will be worn as undergarments only.
- i.* Female personnel may carry purses/handbags with these uniforms only while in a garrison environment. Such bags must comply with standards set forth in paragraph 20-12 of this publication and AR 670-1, paragraph 3-7*f*.
- j.* Commanders may authorize using a camouflage, black, or solid color (in a similar color to match the shade of uniform) personal hydration system only in the following situations: in a field environment, in high-heat areas, or on work details. Soldiers will not wear hydration systems in a garrison environment unless the commander has authorized it for one of the situations described above. Soldiers will not let the drinking tube hang from their mouths when the device is not in use.
- k.* Soldiers are authorized to store headgear when it is not worn. Soldiers may store headgear in the cargo pockets. When stored, the headgear must be folded neatly and not present a bulky appearance.
- l.* The following insignia are not authorized to be worn on the maternity work uniform: blood types, combat lifesavers, medic, allergies, Arabic nametapes, no known drug allergies, no known allergies, penicillin, and so forth.
- m.* Footgear other than combat boots may be prescribed as needed. Footgear will be conservative, in good taste, and meet the needs of the individual's profile.
- n.* When personnel sew on badges, the following must also be sewn on the maternity work uniform coat: name tape,

U.S. Army tape, and grade insignia. If a nametape, U.S. Army tape or grade insignia is sewn on, then personnel must sew all three of these items on the uniform coat. This requirement does not apply to the patrol cap.

- o.* Care instructions are the same as the combat uniform (see para 4-7k).

Chapter 6

Aircrew Uniform

6-1. Classification

a. The Army Aircrew Combat Uniform (A2CU) in the UCP is a daily work, utility, and field uniform for aircrew members (see figs 6-1 and 6-2). The A2CU in the OCP is designed to wear in deployed areas of operation only.

b. The Fire Resistant Environmental Ensemble (FREE) in the UCP is designed to be worn with the prescribed duty uniform to provide aviators and combat vehicle crewman with modular, flame resistant protection (see para 6-11). The FREE in the OCP is designed to wear in deployed areas of operation only.

Section I

Army Aircrew Combat Uniform

6-2. Composition

The A2CU consists of:

- a.* Coat, A2CU (see para 6-8).
- b.* Trousers, A2CU (see para 6-9).
- c.* Undershirt, foliage green or tan (100% cotton or flame-resistant material) (see para 20-28*e*).
- d.* Undergarments (see para 20-28).
- e.* Belt, rigger (must meet flash/flame criteria for aircrew members performing aircrew duties) (see para 20-2*a*).
- f.* Socks, tan, green, or black, tan; cushion sole (see para 20-24*a*).
- g.* Boots, combat, tan leather (see para 20-3*a*).
- h.* Headgear (see para 4-10).

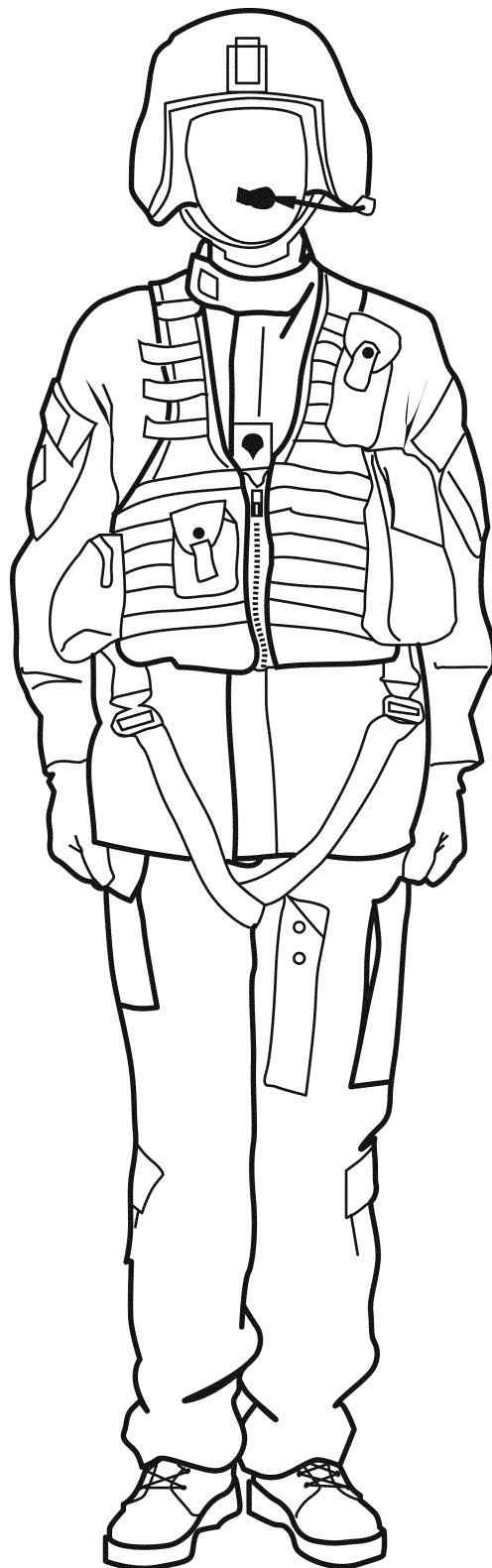


Figure 6-1. Army aircrew combat uniform with helmet




Figure 6-2. Army aircrew combat uniform with patrol cap

6-3. Accessories

The following accessories are normally worn with the A2CU.

- a. FREE (see sec II).
- b. Chaplain's apparel (chaplains only) (see para 20-6).
- c. Gloves.
 - (1) Nomex®gloves, or summer weight flight gloves (green/black or green/sand).
 - (2) Maximum grip NT (Nomex®), friction fighter.
 - (3) Other gloves may be worn when not performing crew duties.
- d. Handbags (females only) (see para 20-12).
 - (1) Black, clutch-type, optional purchase.
 - (2) Black, shoulder.
- e. Neckgaiter, optional purchase or OCIE (see para 20-16).
- f. Scarf, olive green 208 (see para 6-7c and 20-21b).
- g. Coat, cold-weather (field jacket). The coat is lined, hip length with a bi-swing back, convertible stand-up collar with concealed hood and a slide-fastener front closure, with two breast and two lower pockets (see fig 4-2). FREE items should be worn, when available.
 - h. Fleece cap, foliage green (see para 4-10c).
 - i. OCIE as determined by the commander in accordance CTA 50-900 or CTA 8-100 (medical personnel).
 - j. Silk-weight undergarments (see para 6-7f).
 - k. Personal hydration systems (see para 6-7h).
 - l. Army combat shirt (see para 4-7m).

6-4. Materials

The A2CU fabric is made of flame resistant materials.

6-5. Insignia and accouterments

The following insignia and accouterments are authorized for wear on the A2CU:

- a. Identification badges (see para 22-17).
- b. Combat and special skill badges (see paras 6-7q and 22-16).
- c. Special skill tabs (see para 22-16).
- d. Brassards (see para 21-30).
- e. Branch insignia (chaplains and chaplain candidates only) (see paras 21-10b(10) and (12)).
- f. Grade insignia, embroidered (see paras 21-5 through 21-7).
- g. Headgear insignia (see paras 4-10 and 21-3).
- h. SSI, current organization (see para 21-16).
- i. SSI-FWTS (see para 21-17).
- j. Insignia, distinguishing, U.S. Army tape and nametape (see paras 21-25a through b).
- k. U.S. flag embroidered insignia (see para 21-18).

6-6. Combat and skill badges worn on the aircrew uniform

Foreign badges are not authorized for wear on the A2CU. Pin-on badges are not authorized in a field or deployed environment. See paragraphs 6-7q and 22-16 for wear of combat and skill badges on the A2CU.

6-7. General guidelines

- a. The standard headgear for this uniform is the patrol cap (see para 4-10). The patrol cap will be worn when Soldiers are not performing flight duties.
- b. Soldiers may wear gloves with the AC2U without the cold-weather outer garments (for example, Gore-Tex®jacket or field jacket).
- c. When the cold-weather coat or other authorized cold-weather outer garments are worn, Soldiers may wear the olive green scarf and gloves, but are not required to do so. Soldiers may wear the hood of the cold-weather coat at their option. However, when the hood is not worn, Soldiers will tuck the hood into the jacket with the zipper closed.
- d. The black or green fleece (ECWCS) can be worn as an outer garment when authorized by the commander.
- e. Soldiers will not starch the A2CU under any circumstances. Using starch, sizing, or any process that involves dry cleaning or a steam press will adversely affect the treatment and durability of the uniform, and it is not authorized.
- f. The tan (cold-weather) moisture-wicking, silk weight, undershirts are not authorized to be worn under the AC2U

in place of the tan or foliage green undershirts. The silk weight (cold-weather) undershirts will be worn as undergarments only as authorized by the commander.

g. Female personnel may carry purses/handbags with these uniforms only while in a garrison environment. Such bags must comply with standards set forth in paragraph 20–12 of this pamphlet and AR 670–1, paragraph 3–7*f*.

h. Commanders may authorize using a camouflage, black, or solid color (in a similar color to match the shade of uniform) personal hydration system only in the following situations: in a field environment, in high-heat areas, or on work details. Soldiers will not wear hydration systems in a garrison environment unless the commander has authorized it for one of the situations described above. Soldiers will not let the drinking tube hang from their mouths when the device is not in use.

i. Soldiers are authorized to store headgear when it is not worn. Soldiers may store headgear in the cargo pockets. When stored, the headgear must be folded neatly and not present a bulky appearance.

j. The following insignia are not authorized to be worn on the AC2U: blood types, combat lifesavers, medic, allergies, Arabic nametapes, no known drug allergies, no known allergies, penicillin, and so forth.

k. Commanders may authorize other uniforms for wear during administrative flights after performing the proper risk assessment.

l. Elbow pads and knee pads are authorized with the A2CU.

m. Care instructions are the same as the combat uniform (see para 4–7*k*).

n. Any pin-on badges will be removed by all aircrew members prior to entry onto the flight line or working in and around aircrafts.

o. The tan, temperate-weather, Army combat boots and the tan, HW flyer's insulated boots (when authorized according to CTA 50–900) are the authorized footwear for the A2CU.

p. Soldiers may wear gloves with the A2CU when not performing crew duties. They may wear the gloves without cold-weather outer garments.

q. When personnel sew on badges, the following must also be sewn on the AC2U coat: nametape, U.S. Army tape, and grade insignia. If a nametape, U.S. Army tape or rank is sewn on, then personnel must sew all of these items on the uniform coat. This requirement does not apply to the patrol cap.

6–8. Aircrew combat uniform coat

a. The A2CU coat is worn outside the trousers for all duties, to include flight. The sleeves will be worn down at all times (not rolled or cuffed). The coat will not extend below the top of the cargo pocket on the pants, and it will not extend higher than the bottom of the side pocket on the pants. The sleeve cuffs on the AC2U coat are not authorized to be rolled inside the coat.

b. The foliage green or tan (100% cotton or flame-resistant material) is worn underneath the coat and is tucked inside the trousers at all times.

c. Soldiers are required to wear rank, nametape, U.S. Army tape, and the SSI, current organization. However, they have the option of wearing the SSI–FWTS and authorized badges in the same manner as for the combat uniform. All optional insignia must be removed from the A2CU prior to returning the garment to organizational stock. Badges or insignia not approved by the Institute of Heraldry are prohibited.

6–9. Aircrew combat uniform trousers

a. The trousers have a covered front slide fastener fly closure, two adjustable waist straps, hemmed legs, and seven evenly spaced belt loops with a 2 1/4-inch opening. The waistband has a button and buttonhole closure. There are single layer patches at the knees and seat. The trousers contain nine pockets: two side-hanging pockets, two thigh pockets with narrow pleats, two calf (lower leg) pockets—the left calf pocket only has an internal bellowed pocket and both pockets have external tool pockets, and one knife pocket with lanyard (on the left thigh). All pockets (except the side hanging pockets and the internal left-calf pocket) have flaps and slide fastener closures. The left thigh pocket has a front edge opening while all other pockets have a top opening. The leg pocket slides closed as follows: upward for the left thigh pocket and toward the outer seam on all other pockets. The knife pocket has bound edges and an integrated flap with a snap closure. The side hanging pocket closes with two strips of hook-and-loop fastener tape. For blousing purposes, there are tabs with hook-and-loop tape closures on the lower legs.

b. Soldiers are not authorized to blouse the trousers inside the boots while executing flight crew duties. When not performing flight duties and the trousers are bloused, Soldiers will use the hook-and-loop straps (if the trousers are not tucked into the boots). Personnel will not wrap the trouser legs around the leg tightly enough to present a pegged appearance. Soldiers will not blouse the boots so that the trouser leg extends down to the ankle area. When bloused, the trousers should not extend below the third eyelet from the top of the boot.

Section II

Fire Resistant Environmental Ensemble

6-10. Composition

The FREE is composed of:

- a. Jacket.
 - (1) Light weather outer layer.
 - (2) Intermediate weather outer layer.
 - (3) Extreme weather outer layer.
- b. Trousers.
 - (1) Light weather outer layer.
 - (2) Intermediate weather outer layer.
 - (3) Extreme weather outer layer.
- c. Undershirt.
 - (1) Underlayer, next to skin, foliage green.
 - (2) Base layer, lightweight, cold weather (foliage green).
 - (3) Mid-weight fleece, cold weather (foliage green).
- d. Vest, intermediate weather outer layer.
- e. Parka, extreme weather outer layer.
- f. Parka liner, Extreme weather outer layer.
- g. Boxer brief (foliage green).
- h. Drawers.
 - (1) Underlayer, next to skin (foliage green).
 - (2) Baselayer, lightweight, cold weather (foliage green).
 - (3) Mid-weight fleece, cold weather (foliage green).

6-11. Accessories

The following accessories are normally worn with the FREE:

- a. A2CU or improved combat vehicle crewman's coveralls.
- b. Headgear.
- c. Boots.
 - (1) Hot weather flyers (tan).
 - (2) Temperate weather (tan).
- d. Belt, rigger (must meet flash/flame criteria for aircrew members performing aircrew duties) (see para 20-2).
- e. Socks, fire resistant, foliage green.
- f. Chaplain's apparel (chaplains only) (see para 20-6).
- g. Gloves.
 - (1) Nomex®gloves, or summer weight flight gloves (green/black or green/sand).
 - (2) Maximum grip NT (Nomex®), friction fighter.
 - (3) Other gloves may be worn when not performing crew duties.
- h. The OCIE, as determined by the commander in accordance with CTA 50-900 or CTA 8-100 (medical personnel).
- i. Army combat shirt (see para 4-7m).

6-12. Materials

FREE is made of a combination of Nomex®, flame-resistant rayon, wool, and nylon, Lycra, and spandex.

6-13. General guidelines

a. The FREE is for use by flight and combat vehicle crews and personnel in other selected military occupational specialties. Wear and appearance of the headgear, skill badges, rank insignia, branch insignia, last name/U.S. Army tape, shoulder sleeve insignia, U.S. flag insignia, skills tabs, and identification badges are the same as outlined for the A2CU (see paras 6-5 and 6-6). This uniform is designed to be slightly loose fitting, alterations to make it form fitting are not authorized. The jackets are worn outside the pants for all duties, to include flight. The sleeves will be worn down at all times, and not rolled or cuffed. The pants are worn with the FREE or standard rigger belt. Soldiers are not authorized to blouse the trousers inside the boots.

b. Soldiers are required to wear grade insignia, nametape, U.S. Army tape, and the current organizational SSI on the duty uniform worn with the FREE. However, they have the option of wearing the SSI-FWTS, and badges. The SSI, SSI-FWTS, and badges (unless badges are sewn on) will be removed by all aircrew members prior to entry onto the

flight line or working in and around aircrafts. When personnel sew on badges, the following must also be sewn on the FREE jacket: nametape, U.S. Army tape, and grade insignia. If a nametape, U.S. Army tape or rank is sewn on, then personnel must sew all of these items on the uniform jacket. This requirement does not apply to the patrol cap.

c. The patrol cap will be worn when Soldiers are not performing flight duties, unless otherwise prescribed by the commander.

d. Care instructions are the same as the combat uniform (see para 4-7k).

Chapter 7

Hospital Uniform-Male

7-1. Classification

The male hospital uniform is the daily work uniform for all male officers in the Army Nurse Corps, the Army Medical Specialist Corps, and by enlisted males with a medical, dental, or veterinary MOS (see fig 7-1).

7-2. Composition

The male hospital uniform consists of:

a. Smock.

(1) Men's, medical assistants. The smock is short-sleeved with a left breast pocket, a front button closure, and a straight-cut bottom.

(2) Physician's white. The smock is knee-length with a front button closure and upper and lower pockets.

b. Trousers, men's, medical assistants. The trousers have four pockets (two slash pockets in front and two patch pockets in back) with a button closure on the left side, a front zipper closure, and belt loops.

c. Undershirt, white (see para 20-28).

d. Undergarments (see para 20-28).

e. Footwear (see para 7-3f).

f. Headgear, beret (see para 4-10b).

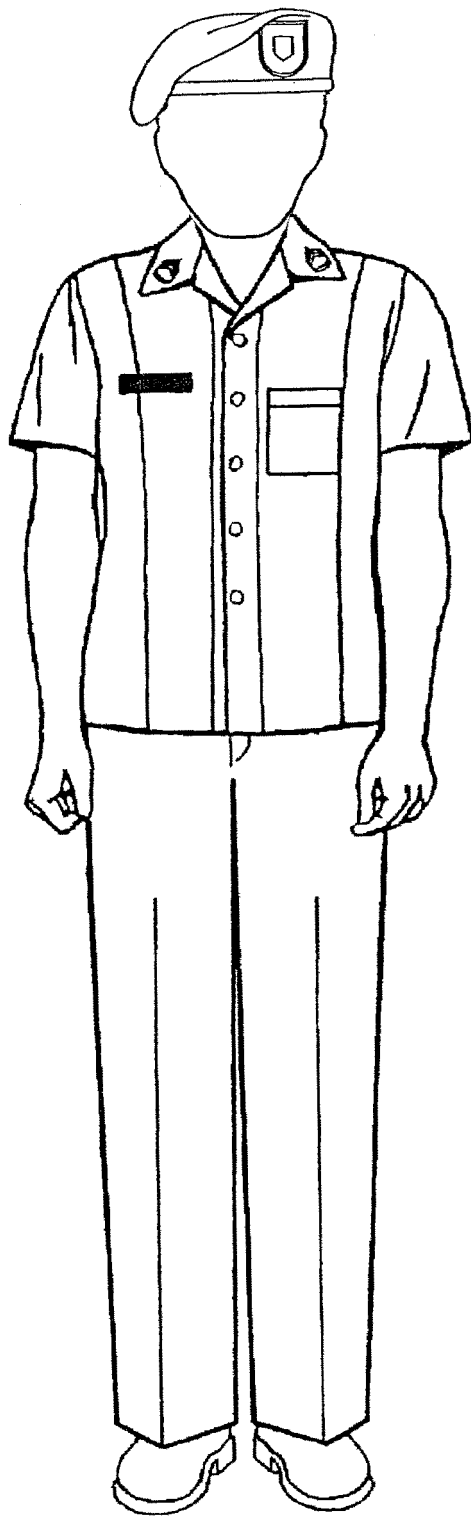


Figure 7-1. Hospital duty uniform, male

7-3. Accessories

The following accessories are normally worn with the male hospital uniform:

- a. Belt, web, with open-faced black buckle (see paras 20-2d through e).
- b. Coat.
 - (1) Black, all-weather (see para 20-7).
 - (2) Coat, cold-weather (field jacket) (see para 4-3h and fig 4-2).
- c. Windbreaker, black (see para 20-30).
- d. Gloves, black leather shell with inserts (see para 20-11).
- e. Scarves (see para 20-21).
 - (1) Black (with black overcoat only) (see para 20-21a).
 - (2) Olive-green 208 (with field jacket only) (see para 20-21b).
- f. Shoes (see para 20-23).
 - (1) Oxford, black (see para 20-23c).
 - (2) Oxford, white (see para 20-23e).
- g. Socks (see para 20-24).
 - (1) Black, dress (see para 20-24b).
 - (2) White (see para 20-24c).
- h. Sweater, cardigan, white, unisex (see para 20-26b).
- i. OCIE as determined by the medical facility commander for wear within the medical treatment facility, according to CTA 50-900 or CTA 8-100.

7-4. Materials

The fabric is white, durable-press, cotton, and polyester.

7-5. Insignia and accouterments

The following insignia and accouterments are authorized for wear on the male hospital duty uniforms:

- a. Branch insignia, nonsubdued (see paras 21-9 and 21-10).
- b. Grade insignia, nonsubdued (see paras 21-5 through 21-8).
- c. Headgear insignia (see para 21-3).
- d. Nameplate (see para 21-25c).
- e. Organizational flash (see para 4-10b).

7-6. General guidelines

a. *Enlisted and Army Nurse Corps personnel.* When prescribed for wear, the hospital duty uniform is worn with the medical assistant's smock worn over the white trousers. Officer personnel wear white oxford shoes and white socks with these uniforms. Wearing the white oxfords and white socks by enlisted personnel is optional. Enlisted personnel will otherwise wear black oxford shoes and black socks with this uniform. Personnel may wear the optional purchase, black windbreaker with the uniform, except in formation (see para 20-30). The optional purchase, white unisex cardigan is authorized for wear as an outer garment while on duty. Soldiers may wear the white unisex cardigan buttoned or unbuttoned while indoors; when outdoors, they will wear the cardigan buttoned. Soldiers will wear the collar of the smock outside the sweater so rank is visible.

b. *All personnel.* When the cold-weather coat or other authorized cold- weather outer garments are worn, personnel may wear the olive-green scarf and the black leather shell gloves, but they are not required to do so. Soldiers may wear the black scarf with the black all-weather coat. Depending upon the uniform fabric, starching and pressing may damage the uniform material. Soldiers must exercise caution.

c. *Warrant officers and commissioned officers.* Warrant or commissioned officers of the medical, dental, veterinary, medical service, or medical specialty corps may wear the physician's white smock over either the service or utility uniforms, in a medical care facility, or on duty as directed by the commander of the medical facility.

d. *Precautionary wear restrictions.* Personnel should exercise caution because some of the materials used in these uniforms are inappropriate for use in areas where flammable gases are employed. Commanders will prohibit the wear of polyester hospital duty uniforms in flammable, anesthetizing locations and mixed facilities (as defined in National Fire Protection Association (NFPA) standards) or in any area where easily ignitable substances are present (such as anesthetizing agents). This restriction does not apply to inhalation therapy areas where oxygen is administered,

providing that easily ignitable substances such as ether, cyclopropane, alcohol, acetone, oils, greases, or lotions are not present. The presence of such flammable substances in oxygen-enriched atmospheres is prohibited by NFPA standards.

Chapter 8 Hospital and Maternity Uniforms-Female

8-1. Classification

The female hospital uniform is the daily work uniform for all female officers in the Army Nurse Corps, the Army Medical Specialist Corps, and by enlisted females with medical, dental, or veterinary MOS (see fig 8-1). The hospital duty dress, hospital duty pantsuit, and hospital maternity uniforms are variations of the female hospital uniform.

8-2. Composition

The female hospital uniform consists of:

a. Dress.

(1) *Dress, women's.* The dress will be of an approved specification or pattern. It is knee-length with short sleeves and has a front button closure system, wing-tip collars, and a belt (see fig 8-1).

(2) *Dress, maternity, white.* The dress is any plain, white, unadorned commercial design, in an easy-care, durable-press and soil-release material, with wing collars suitable for placement of rank and branch insignia, as prescribed. Fabric content must comply with NFPA standards. Any closure method is acceptable, but it may not cause safety hazards or degradation of appearance.

b. Slacks and tunic.

(1) *Uniform, women's, tunic and pants, hospital duty.* The uniform will be of an approved specification or pattern. The tunic is an over-the-hip style with winged collars, short sleeves, and side pockets; the pants are straight-legged (see fig 8-2).

(2) *Slacks and tunic, maternity, white.* The slacks and tunic may be any plain, white, unadorned commercial design. The fabric is an easy-care, durable-press, and soil-release material, with wing collars suitable for placement of rank and branch insignia, as prescribed. Fabric content must comply with NFPA standards. Any closure method is acceptable, but it may not cause safety hazards or degradation of appearance.

Note. Not all components listed in paragraphs *a* and *b* are worn together. Either the dress or the slacks with tunic are worn.

c. Smock, physicians, white. The smock is knee-length, with a front button closure and upper and lower pockets.

d. Undershirt, white (see para 20-28).

e. Undergarments (see para 20-28).

f. Footwear (see para 8-3f).

g. Headgear, beret (see para 4-10b).

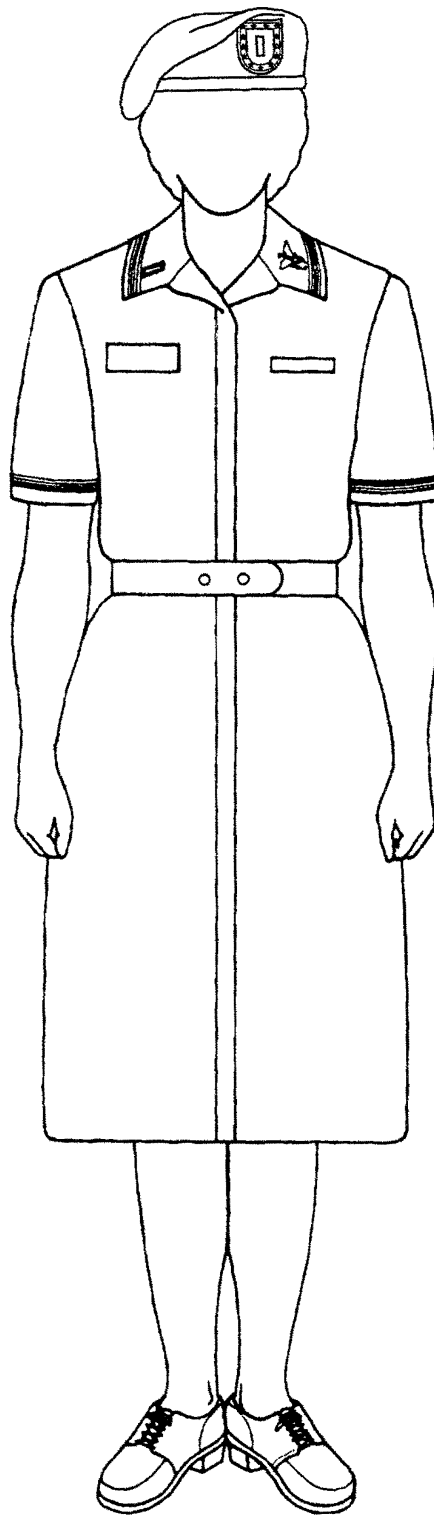


Figure 8-1. Hospital duty dress with beret

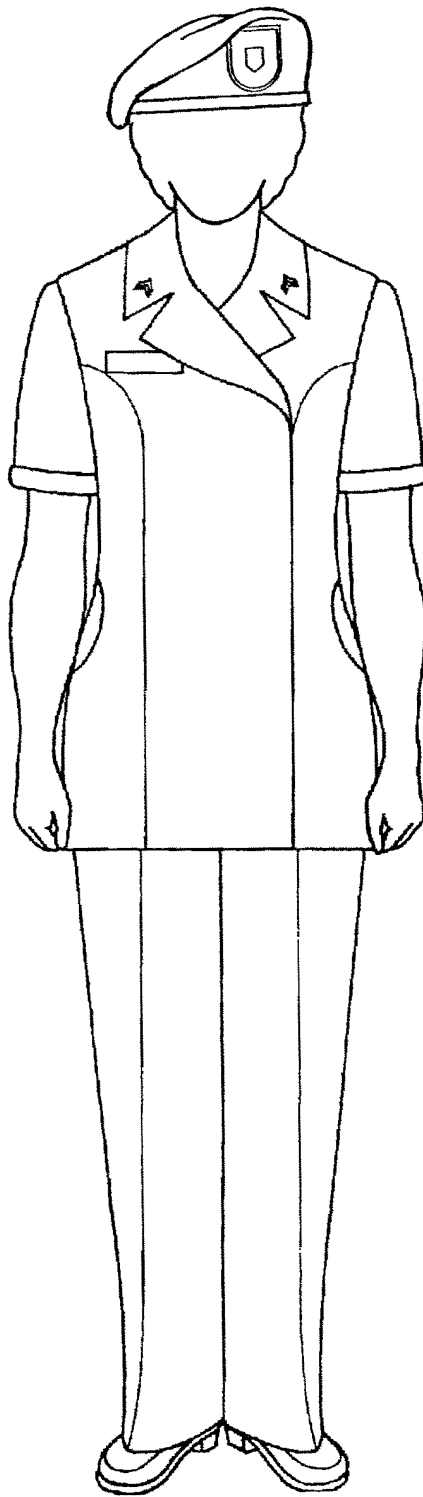


Figure 8-2. Hospital duty pantsuit

8-3. Accessories

The following accessories are normally worn with the female hospital uniform:

- a.* Belt, web, with open-faced black buckle (see paras 20-2*d* through *e*).
- b.* Coat.
 - (1) Black, all-weather (see para 20-7).
 - (2) Coat, cold-weather (field jacket) (see paras 4-3*h* and fig 4-2).
- c.* Windbreaker, black (see para 20-30).
- d.* Gloves, black leather shell with inserts (see para 20-11).
- e.* Scarves (see para 20-21).
 - (1) Black (with black overcoat only) (see para 20-21*a*).
 - (2) Olive-green 208 (with field jacket only) (see para 20-21*b*).
- f.* Shoes (see para 20-23).
 - (1) Oxford, black (see para 20-23*a*).
 - (2) Oxford, white (see para 20-23*d*).
- g.* Socks (see para 20-24).
 - (1) Black, dress (see para 20-24*b*).
 - (2) White (see para 20-24*c*).
- h.* Sweater, cardigan, white, unisex (see para 20-26*b*).
- i.* Handbags (see para 20-12).
 - (1) Black, clutch-type, optional purchase (see para 20-12*a*).
 - (2) Black, shoulder (see para 20-12*d*).
- j.* OCIE as determined by the medical facility commander for wear within the medical treatment facility, according to CTA 50-900 or CTA 8-100.

8-4. Materials

The fabric is white, durable-press, cotton and polyester.

8-5. Insignia and accouterments

The following insignia and accouterments are authorized for wear on the female hospital duty uniforms:

- a.* Branch insignia, nonsubdued (see para 21-9 and 21-10).
- b.* Grade insignia, nonsubdued (see paras 21-5 through 21-8).
- c.* Headgear insignia (see para 21-3).
- d.* Nameplate (see para 21-25*c*).
- e.* Organizational flash (see para 4-10*b*).

8-6. General guidelines

- a.* The dress is worn when prescribed for wear. The length of the dress will be no longer than 2 inches below or more than 1 inch above the bend in the back of the knee. The dress is worn with the belt at all times. Only the dome-shaped, white polyester shank-type buttons issued with the dress are authorized for wear on the belt (secured with safety pins on the back of the belt). The white maternity dress does not have a belt.
- b.* The tunic-and-pants uniform is worn when prescribed for wear. The tunic is worn outside the pants.
- c.* The following pertains to both the dress and the tunic-and-pants uniforms. Officers will wear the white oxford shoes and white stockings with these uniforms. Wearing the white oxford shoes and stockings by enlisted personnel is optional. Enlisted personnel will otherwise wear black oxford shoes and sheer stockings with the hospital duty dress, and the black oxford shoes with black socks when wearing the tunic-and-pants uniforms.
- d.* Soldiers may wear the white unisex cardigan sweater as an outer garment with this uniform while on duty. Personnel may wear the white unisex cardigan buttoned or unbuttoned while indoors; when outdoors, all except pregnant Soldiers will wear the cardigan buttoned. Personnel will wear the collar of the dress or tunic outside the sweater so the rank is visible. The black windbreaker is authorized for wear with the tunic-and-pants uniform and the hospital duty dress.
- e.* When the cold-weather coat or other authorized cold-weather outer garments are worn, personnel may wear the olive-green scarf and the black leather shell gloves, but they are not required to do so. Soldiers may wear the black scarf with the black all-weather coat.
- f.* Depending upon the uniform fabric, starching and pressing may damage the uniform material. Soldiers must exercise caution.

g. The commander may authorize warrant officers and commissioned officers to wear the physician's white smock over the service or utility uniforms (except the hospital duty dress and tunic and pants) in a medical treatment facility.

h. The issue of the hospital maternity uniform to hospital duty female personnel has no bearing on the issue of the maternity service uniform (see chap 15) or the maternity work uniform (see chap 5). Personnel should exercise caution because some of the materials used in these uniforms are inappropriate for use in areas where flammable gases are employed. Commanders will prohibit the wear of hospital duty dresses and polyester pantsuits in flammable, anesthetizing locations and mixed facilities (as defined in NFPA standards) or in any area where easily ignitable substances are present (such as anesthetizing agents). This restriction does not apply to inhalation therapy areas where oxygen is administered, providing that easily ignitable substances such as ether, cyclopropane, alcohol, acetone, oils, greases, or lotions are not present. The presence of such flammable substances in oxygen-enriched atmospheres is prohibited by NFPA standards.

Chapter 9

Food Service Uniform-Male

9-1. Classification

The male food service uniform is the daily work uniform for all enlisted Soldiers in CMF 92 who hold food service MOSs, when prescribed by CTA 50-900 and by the commander (see fig 9-1). The garrison food service supervisor uniform is described in paragraph 9-2b.

9-2. Composition

a. The male food service uniform consists of:

- (1) Smock, men's, medical assistants (see para 7-2a(1)).
- (2) Trousers, men's, medical assistant (see para 7-2b).
- (3) Undershirt, white (see para 20-28f).
- (4) Undergarments (see para 20-28).
- (5) Footwear (see para 9-3f).
- (6) Headgear, beret (see para 4-10b).

b. The garrison male food service supervisor uniform consists of (in addition to items listed in paragraphs 9-2a(3) through (6)):

(1) *Shirt, white dress.* Commercial, short-sleeved shirt with a left chest pocket and a front button closure (local procurement in accordance with CTA 50-900).

(2) *Trousers, men's, food service, black.* Commercial straight-legged trousers with two front slash pockets, two back patch pockets, and a front zipper closure with belt loops (local procurement according to CTA 50-900).

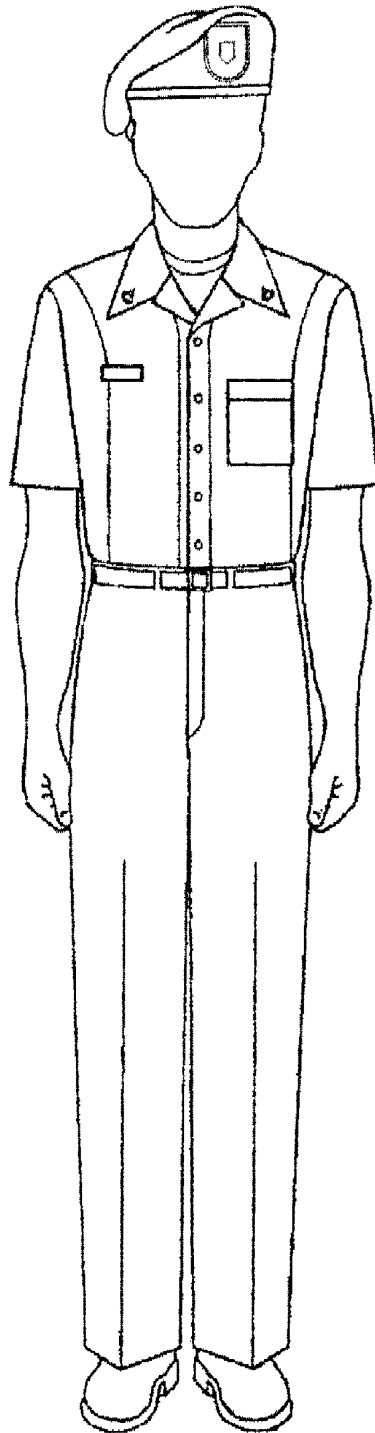


Figure 9-1. Food service uniform, male

9-3. Accessories

The following accessories are normally worn with the male food service utility uniform:

- a.* Belt, web, with open-faced black buckle (see para 20-2*d* through *e*).
- b.* Coat.
 - (1) Black, all-weather (see para 20-7).
 - (2) Coat, cold-weather (field jacket) (see para 4-3*h* and fig 4-2).
- c.* Windbreaker, black (see para 20-30).
- d.* Gloves.
 - (1) Black, with inserts, unisex, leather shell (see para 20-11*a*).
 - (2) Black, leather, unisex, dress (with black overcoat or all-weather coat only) (see para 20-11*b*).
- e.* Scarves (see para 20-21).
 - (1) Black (with black overcoat or all-weather coat only) (see para 20-21*a*).
 - (2) Olive-green 208 (with field jacket only) (see para 20-21*b*).
- f.* Footwear.
 - (1) Boots, combat (see para 20-3).
 - (2) Shoes, oxford, black (see para 20-23*c*).
- g.* Socks (see para 20-24).
 - (1) Tan, green, or black, tan; cushion sole (worn with boots only) (see para 20-24*a*).
 - (2) Black, dress (worn with shoes only) (see para 20-24*b*).
- h.* Sweater.
 - (1) Cardigan, white, unisex (worn only with food service utility uniform) (see para 20-26*b*).
 - (2) Cardigan, black, unisex (worn only with food service supervisor uniform) (see para 20-26*a*).
 - (3) Pullover, black, unisex (worn only with food service supervisor uniform) (see para 20-26*c*).
- i.* Smock, food inspector's, and other organizational clothing and equipment as determined by the commander, according to CTA 50-900 and CTA 50-970.
- j.* Organizational clothing and equipment, as determined by the medical facility commander for wear within the medical treatment facility, according to CTA 50-900 or CTA 8-100.

9-4. Materials

The fabrics are white, cotton and polyester, durable press and black, polyester, durable press.

9-5. Insignia and accouterments

The following insignia are authorized for wear on the male food service uniform:

- a.* Grade insignia, nonsubdued (see paras 21-5 through 21-8).
- b.* Headgear insignia (see para 21-3).
- c.* Nameplate (see para 21-25*c*).
- d.* Organizational flash (see para 4-10*b*).

9-6. General guidelines

a. The food service uniform is worn with the smock tucked into the trousers. The commander may authorize exceptions to the prescribed wear of the smock for health and safety reasons. The black belt with black open-faced buckle is worn with this uniform. The food handler's apron and food handler's caps are worn only within the immediate vicinity of the dining facility. No insignia is worn on the food handler's cap. Soldiers will wear the food handler's cap only while in the dining facility.

b. The optional purchase, white unisex cardigan is authorized for wear as an outer garment with the food service uniform while on duty. However, Soldiers may not wear the white cardigan when serving or preparing food. Soldiers may wear the white unisex cardigan buttoned or unbuttoned while indoors; when outdoors, they will wear the cardigan buttoned. Soldiers will wear the collar of the smock outside the sweater so rank is visible. When a cold-weather coat or other authorized cold-weather outer garments are worn, personnel may wear the olive-green scarf and the black leather shell gloves, but they are not required to do so. Personnel may wear the optional purchase, black windbreaker (see para 20-30), except in formation. Black oxford shoes or combat boots are worn with the food service uniforms, unless CTA 50-900 authorizes other footwear. Soldiers will not blouse the trousers when wearing boots.

c. The food service supervisor may wear the white shirt, black trousers, black oxford shoes, and the beret, when authorized by the commander. Food service supervisors may wear the black unisex cardigan buttoned or unbuttoned while indoors; when outdoors, they will button the sweater. The black belt with brass buckle is worn with this uniform.

The food inspector's smock is authorized for wear with the food service supervisor uniform only while in the dining facility.

d. The food service utility and food service supervisor uniforms are organizationally issued utility uniforms. However, Soldiers retain these uniforms for as long as they are assigned to food service duties.

Chapter 10

Food Service and Maternity Uniforms-Female

10-1. Classification

The female food service uniform is the daily work uniform for all female enlisted Soldiers in CMF 92 who hold food service MOSSs, when prescribed by CTA 50-900 and by the commander (see fig 10-1). The garrison food service supervisor uniform is described in paragraph 10-2b.

10-2. Composition

a. The female food service uniform consists of:

(1) Dress.

(a) *Dress, women's*. The dress will be of an approved specification or pattern. It is knee-length with short sleeves and has a front button closure system, wing-tip collars, and a belt.

(b) *Dress, maternity, white*. The dress is any plain, white, unadorned commercial design, in an easy-care, durable-press and soil-release material, with wing collars suitable for placement of rank and branch insignia, as prescribed. Fabric content must comply with NFPA standards. Any closure method is acceptable, but it may not cause safety hazards or degradation of appearance.

(2) Slacks and tunic.

(a) *Uniform, women's, tunic and pants, hospital duty*. The uniform will be of an approved specification or pattern. The tunic is an over-the-hip style with winged collars, short sleeves, and side pockets; the pants are straight-legged.

(b) *Pantsuit, women's, cotton/polyester, white*.

(c) *Slacks and tunic, maternity, white*. The slacks and tunic may be any plain, white, unadorned commercial design. The fabric is an easy-care, durable-press, and soil-release material, with wing collars suitable for placement of rank and branch insignia, as prescribed. Fabric content must comply with NFPA standards. Any closure method is acceptable, but it may not cause safety hazards or degradation of appearance.

Note. Not all components listed in paragraphs *a* and *b* are worn together. Either a dress, the slacks with tunic, or the pantsuit is worn.

(3) Undershirt, white (see para 20-28).

(4) Undergarments (see para 20-28).

(5) Footwear (see para 10-3f).

(6) Headgear, beret (see para 4-10b). The beret is authorized for wear with hospital duty uniforms when outside the medical treatment facility.

b. The garrison female food service supervisor uniform consists of (in addition to items listed in paragraphs a(3) through (6)):

(1) Blouse, women's, food service, white. Commercial, short-sleeved blouse with a front button closure (local procurement according to CTA 50-900).

(2) Skirt, women's food service, black (local procurement according to CTA 50-900).

(3) Slacks, women's, food service, black (local procurement according to CTA 50-900).

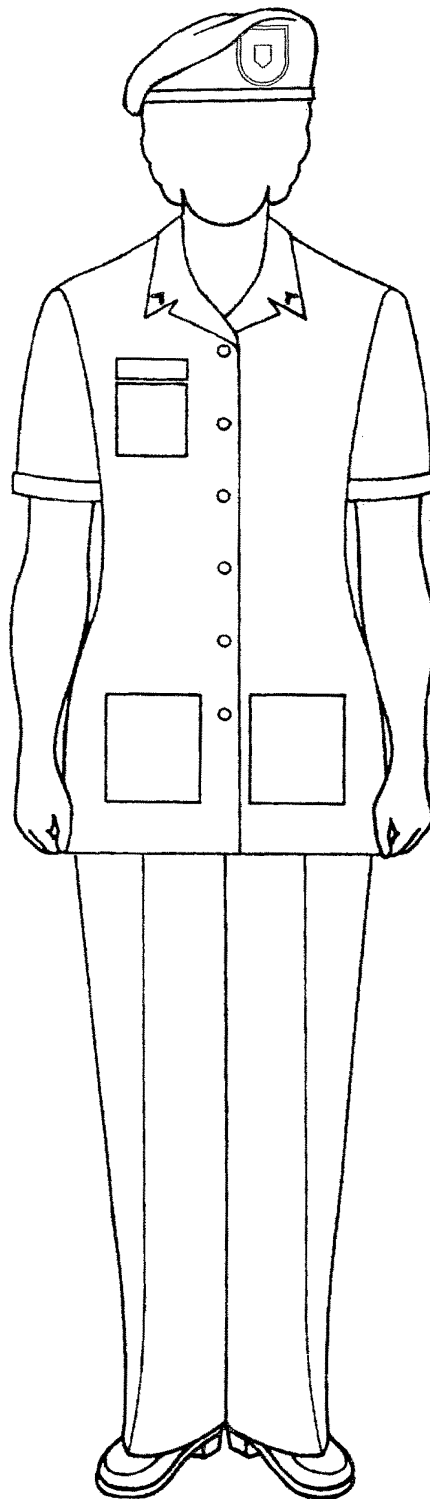


Figure 10-1. Food service uniform, female

10-3. Accessories

The following accessories are normally worn with the female food service utility uniform:

- a. Belt, web, with open-faced black buckle (see para 20-2*d* through *e*).
- b. Coat.
 - (1) Black, all-weather (see para 20-7).
 - (2) Coat, cold-weather (field jacket) (see para 4-3*h* and fig 4-2).
- c. Windbreaker, black (see para 20-30).
- d. Gloves.
 - (1) Black, with inserts, unisex, leather shell (see para 20-11*a*).
 - (2) Black, leather, unisex, dress (with black overcoat or all-weather coat only) (see para 20-11*b*).
- e. Scarves (see para 20-21).
 - (1) Black (with black overcoat or all-weather coat only) (see para 20-21*a*).
 - (2) Olive-green 208 (with field jacket only) (see para 20-21*b*).
- f. Footwear.
 - (1) Boots, combat (see para 20-3).
 - (2) Shoes, oxford, black (see para 20-23*a*).
- g. Socks (see para 20-24).
 - (1) Tan, green, or black, tan; cushion sole (worn with boots only) (see para 20-24*a*).
 - (2) Black, dress (worn with shoes only) (see para 20-24*b*).
- h. Stockings, sheer (see para 20-24*d*).
- i. Sweater.
 - (1) Cardigan, white, unisex (worn only with food service utility uniform) (see para 20-26*b*).
 - (2) Cardigan, black, unisex (worn only with food service supervisor uniform) (see para 20-26*a*).
 - (3) Pullover, black, unisex (worn only with food service supervisor uniform) (see para 20-26*c*).
- j. Smock, food inspector's, and other organizational clothing and equipment as determined by the commander, according to CTA 50-900 and CTA 50-970.
- k. Handbags (see para 20-12).
 - (1) Black, clutch-type, optional purchase (see para 20-12*a*).
 - (2) Black, shoulder (see para 20-12*d*).
- l. OCIE as determined by the medical facility commander for wear within the medical treatment facility, according to CTA 50-900 or CTA 8-100.

10-4. Materials

The fabrics are white, cotton and polyester, durable press and black, polyester, durable press.

10-5. Insignia and accouterments

The following insignia are authorized for wear on the female food service uniform:

- a. Grade insignia, nonsubdued (see para 21-5 through 21-8).
- b. Headgear insignia (see para 21-3).
- c. Nameplate (see para 21-25*c*).
- d. Organizational flash (see para 4-10*b*).

10-6. General guidelines

a. The food service uniform is worn with the smock tucked into the trousers. The commander may authorize exceptions to the prescribed wear of the smock for health and safety reasons. The black belt with black open-faced buckle is worn with this uniform. The food handler's apron and food handler's caps are worn only within the immediate vicinity of the dining facility. No insignia is worn on the food handler's cap. Soldiers will wear the food handler's cap only while in the dining facility.

b. The optional purchase, white unisex cardigan is authorized for wear as an outer garment with the food service uniform while on duty. However, Soldiers may not wear the white cardigan when serving or preparing food. Soldiers may wear the white unisex cardigan buttoned or unbuttoned while indoors; when outdoors, with the exception of pregnant Soldiers, they will wear the cardigan buttoned. Soldiers will wear the collar of the smock outside the sweater so rank is visible. When a cold-weather coat or other authorized cold-weather outer garments are worn, personnel may wear the olive-green scarf and the black leather shell gloves, but they are not required to do so. Personnel may wear the optional purchase, black windbreaker (see para 20-30), except in formation. Black oxford shoes or combat boots

are worn with the food service uniforms, unless CTA 50–900 authorizes other footwear. Soldiers will not blouse the trousers when wearing boots. Soldiers will wear either black socks or sheer stockings with the black oxfords, with the pantsuit, or with the tunic with slacks. Sheer stockings are worn with the food service uniform dresses. The slacks are not bloused when wearing boots.

c. The food service supervisor may wear the white blouse, black slacks or skirt, black oxford shoes, and the beret, when authorized by the commander. Food service supervisors may wear the black unisex cardigan buttoned or unbuttoned while indoors; when outdoors, they will button the sweater. The black belt with brass buckle is worn with this uniform. The food inspector's smock is authorized for wear with the food service supervisor uniform only while in the dining facility.

d. The food service utility and food service supervisor uniforms are organizationally issued utility uniforms. However, Soldiers retain these uniforms for as long as they are assigned to food service duties.

e. Issuing the food service maternity uniform to female personnel has no bearing on issuing the maternity service uniform (chap 15) or the maternity work uniform (chap 5).

Chapter 11

Combat Vehicle Crewman Uniform

11–1. Classification

a. The Combat Vehicle Crewman (CVC) uniform in the UCP is a daily work, utility, and field uniform for CVC (see fig 11–1). The CVC uniform in the OCP is designed to wear in deployed areas of operation only.

b. The FREE in the UCP is designed to be worn with the standard duty uniform to provide aviators and CVC with modular, flame resistant protection (see sec II of chap 6, para 6–10). The FREE in the OCP is designed to wear in deployed areas of operation only.

11–2. Composition

The CVC uniform consists of:

a. Coverall. The coverall is a one-piece design that has a front entry zippered closure, a drop seat, an extraction strap located at the upper back, and pockets located on the left sleeve, chest, right and left sides, right and left front hips, right and left upper thigh, and right and left lower legs. All pockets have slide-fastener closures.

b. Jacket, cold-weather. The jacket is single-breasted with a front slide-fastener closure and an inside protective flap. The back has a yoke-and-retrieval strap opening with a hook-and-pile closure. The left sleeve has a utility and pencil pocket, and the sleeves have elbow patches. The cuffs and waistband are rib knit. The jacket is fully lined with quilted, flame-resistant batting material (see fig 11–2).

c. Undergarments (see para 20–28).

d. Socks (see para 20–24*a*).

e. Boots (see para 20–3*a*).

f. Headgear (see para 4–10).

g. Undershirt (see para 20–28).

h. Vest.

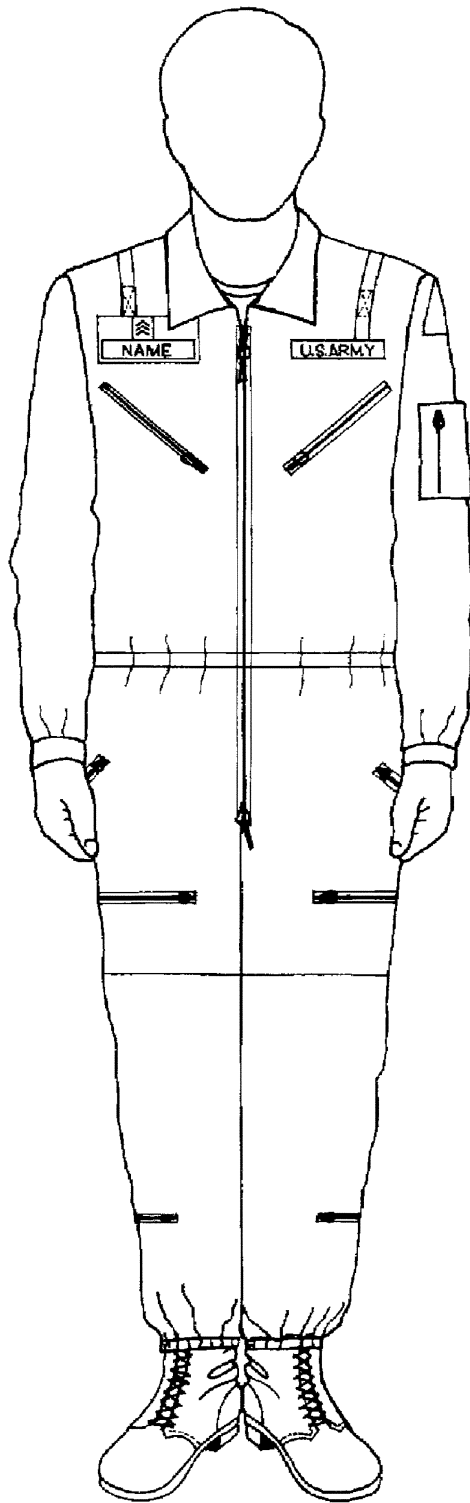


Figure 11-1. Combat vehicle crewman uniform

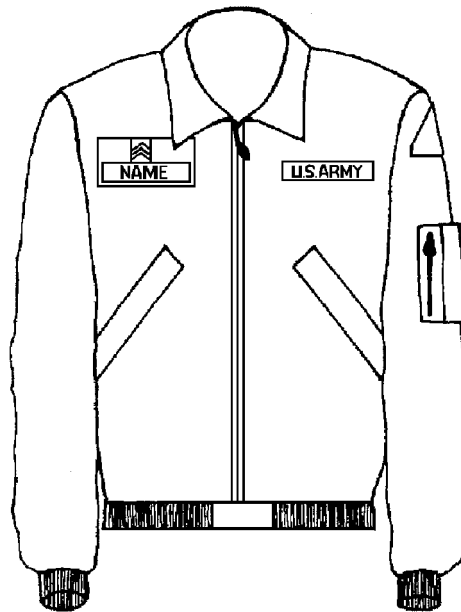


Figure 11-2. Jacket, cold-weather

11-3. Accessories

The following accessories are normally worn with the CVC.

- a. FREE (see chap 6, sec II).
- b. Balaclava hood, CVC, line item number (LIN) H46881, CTA 50-900.
- c. Bib, overalls, LIN P37820.
- d. Body armor, ballistic undergarment, LIN 80592N.
- e. Gloves.
 - (1) CVC, cold-weather, LIN C67081.
 - (2) CVC, summer, LIN G70780.
- f. Helmet, CVC.
- g. Organizational clothing and equipment, as determined by the commander, in accordance with CTA 50-900.

11-4. Materials

The CVC uniform is made of flame resistant materials.

11-5. Insignia and accouterments

The following insignia and accouterments are authorized for wear on these uniforms:

- a. Grade insignia (see paras 21-5 through 21-7).
- b. Insignia, distinguishing, U.S. Army tape and nametape (see paras 21-25a through b).
- c. SSI, current organization (see para 21-16).

11-6. General guidelines

a. When issued, all CVC wear the CVC uniform whenever they are operating combat vehicles. Alterations to the uniform are not authorized. Soldiers will not tuck the uniform into the boots. The only outer garments authorized for wear with the CVC uniform is the cold-weather jacket or FREE items.

b. Insignia will be worn on the CVC using the following guidance:

(1) The U.S. Army tape is worn horizontal to the ground, approximately 1/2 inch up from the outside zipper seam on the left breast. The nametape is worn on the right side, in line with the U.S. Army tape. The subdued sew-on grade insignia is worn centered 1/4 inch above the nametape.

(2) On the cold-weather jacket, the nametape and U.S. Army tape are worn horizontal to the ground, approximately 1/2 inch above the top of the pocket flaps.

(3) Commanders will provide, and have attached, the subdued sew-on grade insignia, nametape, U.S. Army tape, and SSI, without cost to enlisted personnel.

c. Commanders may authorize use of a camouflage, black, or solid color (in a similar color to match the shade of uniform) personal hydration system only in the following situations: in a field environment, in high-heat areas, or on work details. Soldiers will not wear hydration systems in a garrison environment unless the commander has authorized it for one of the situations described above. Soldiers will not let the drinking tube hang from their mouths when the device is not in use.

d. CVC uniforms in colors OG-106 and tan 380 are no longer authorized for wear.

Chapter 12

Physical Fitness Uniform

12-1. Classification

The improved physical fitness uniform (IPFU) is the designated physical fitness uniform for Soldiers as prescribed by the commander.

12-2. Composition

The IPFU consists of the following components (see figs 12-1 and 12-2 for variations of the IPFU):

- a.* Jacket, running, gray and black.
- b.* Pants, running, black.
- c.* Trunks, running, black, moisture-wicking.
- d.* T-shirt, gray, short sleeve, moisture-wicking.
- e.* T-shirt, gray, long sleeve, moisture-wicking.
- f.* Footwear.
- g.* Socks.

12-3. Accessories

The following accessories are normally worn with the IPFU.

- a.* Gloves.
- b.* Fleece cap, foliage green (see para 4-10c).

12-4. Materials

The IPFU shirts consist of 100% moisture wicking polyester. The IPFU shorts consist of 100% nylon with an antimicrobial finished polyester lining. The IPFU jacket and pants consist of 100% nylon.

12-5. Insignia

The only insignia authorized for wear on the IPFU is the physical fitness badge. When the physical fitness badge is worn, it is sewn on the upper left front side of the IPFU T-shirt. On the IPFU running jacket, the insignia is sewn centered and 1/2 inch above the word "Army." See AR 600-8-22 for criteria for wearing the physical fitness badge.

12-6. General guidelines

- a.* Personnel wear the green micro fleece cap pulled down snugly on the head with the bottom edge covering the ears, but not covering the eyebrows. The bottom edge (a portion of or all) of the cap may be folded, but not rolled.
- b.* Commanders may authorize wear of commercial running shoes with calf-length or ankle-length, plain white socks (no logos). If worn, ankle-length socks must cover the entire ankle bone. Shoes must accommodate all five toes in one compartment. Those shoes that feature five separate, individual compartments for the toes, detract from a professional military image and are prohibited for wear with the IPFU or when conducting physical training in a military formation.
- c.* Commanders may authorize wear of black gloves, reflective belts or vests, long underwear, and other items appropriate to the weather conditions and type of activity. If Soldiers wear long underwear or other similar items, they must conceal them from view with the running jacket and pants if wearing the IPFU.
- d.* Soldiers are authorized to wear commercially purchased gray or black spandex shorts under the IPFU shorts. The length of the shorts must end above the knee or higher. The commercial shorts must be plain, with no logos, patterns, or obtrusive markings. Soldiers are not required to buy the spandex shorts.
- e.* When Soldiers wear the IPFU as a complete uniform, they will keep the sleeves down on the jacket, the legs down on the pants, and they will tuck the T-shirt inside the trunks. Soldiers may not roll or push up the sleeves of the IPFU jacket or long-sleeved shirt. Soldiers may not cuff the IPFU jacket sleeves or long-sleeved shirt. There are no restrictions on the combination of IPFU items worn, unless the commander has prescribed a particular combination for formation.

f. The IPFU is a clothing bag item. Each item of the IPFU is identified with a national stock number and a Defense Logistics Agency Troop Support contract number printed on a label and sewn into the garment. If the label does not contain this information, the garment is not the authorized garment.

g. Pregnant Soldiers will wear the IPFU until the uniform becomes too small or uncomfortable. Pregnant Soldiers are authorized to wear the T-shirt outside the trunks. At no time will commanders require pregnant Soldiers to purchase a larger IPFU to accommodate the pregnancy. When the uniform becomes too small or uncomfortable, pregnant Soldiers may wear equivalent civilian workout clothes.




Figure 12-1. Improved physical fitness uniform variations




Figure 12-2. Improved physical fitness uniform variations - Continued

Chapter 13 Service and Dress Uniforms-Male

13-1. Classification

The service and dress uniforms authorized for wear are classified as:

a. The Army green uniform (see paras 13-2 through 13-9). The wear-out date for this uniform is 30 September 2015.

b. The Army (old) blue uniform. The wear-out date on this uniform is 30 September 2015 (see paras 13-10 through 13-18). Uniforms must be converted to match specifications of the Army service uniform (ASU) by 1 October 2015 (as otherwise authorized).

c. The ASU (see paras 13-10 through 13-18). The mandatory possession date of this uniform is 1 October 2015.

Note. Army (old) blue uniform and the ASU are both commonly referred to as the blue (service/dress) uniforms throughout this chapter.

Section I

Green Service/Dress Uniform

13-2. Composition

a. The Army green uniform consists of:

- (1) Coat, Army green (see para 13-7).
- (2) Trousers, Army green (see para 13-8).
- (3) Shirt, AG shade 415 short- or long-sleeved (see para 13-9).
- (4) Necktie, four-in-hand (see para 20-18*c*).
- (5) Undergarments (see para 20-28).
- (6) Belt (see para 20-2*b* through *c*).
- (7) Beret (see para 4-10*b* and figs 13-2 through 13-4).
- (8) Footwear.
- (9) Socks (see para 20-24*b*).
- (10) Undershirt. (see para 20-28*f*).

b. The variations of the Army green uniform consist of:

(1) The Army green Class A service uniform includes the Army green coat and trousers, AG shade 415 short- or long-sleeved shirt, and a black four-in-hand necktie (see figs 13-1 and 13-5). For accessories and other items authorized for wear on the Class A green service uniform, see para 13-3, below.

(2) The Army green Class B uniform includes the Army green trousers and AG shade 415 short- or long- sleeved shirt. Soldiers will wear a four-in-hand necktie with the long-sleeved AG shade 415 shirt when it is worn without the Army green (Class A) coat, as an outer garment (see figs 13-6 through 13-8).

(3) The Army green dress uniform (authorized for enlisted personnel only) comprises the Army green coat and trousers, a commercial long-sleeved white shirt, and a black four-in-hand tie (before retreat) or a black bow tie (after retreat). The black beret is authorized for wear with this uniform. When the enlisted Army green dress uniform is worn for evening social occasions (after retreat), headgear is not required. Combat boots and organizational items (such as brassards and military police (MP) accessories) are not authorized for wear with the Army green dress uniform. All other accessories and insignia that are authorized for wear with the Class A service uniform are authorized for wear on the Army green dress uniform.

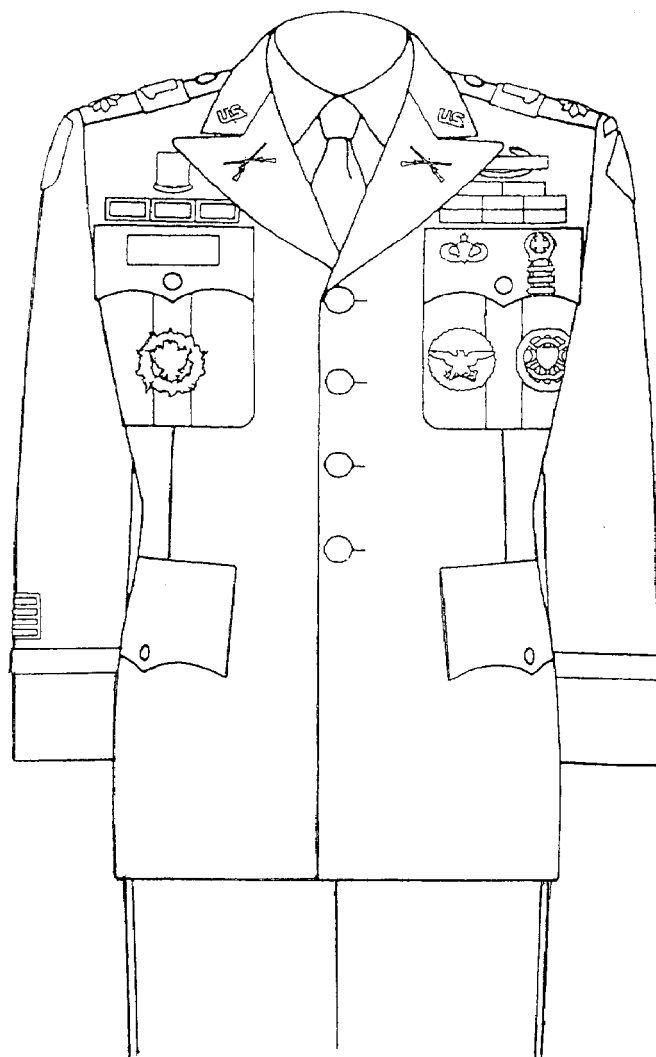


Figure 13-1. Army green service uniform, male, officer

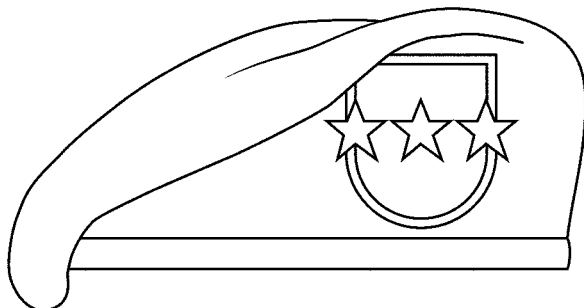


Figure 13-2. Beret, general officer

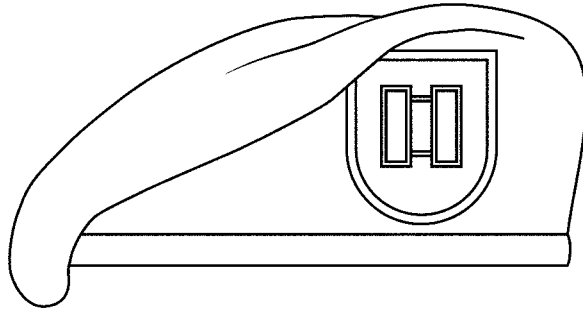


Figure 13-3. Beret, officer

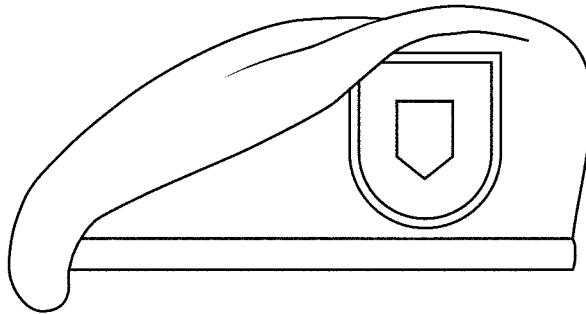


Figure 13-4. Beret, enlisted




Figure 13-5. Army green service uniform, male, enlisted




Figure 13–6. Class B Army green service uniform, male, long-sleeved shirt and tie

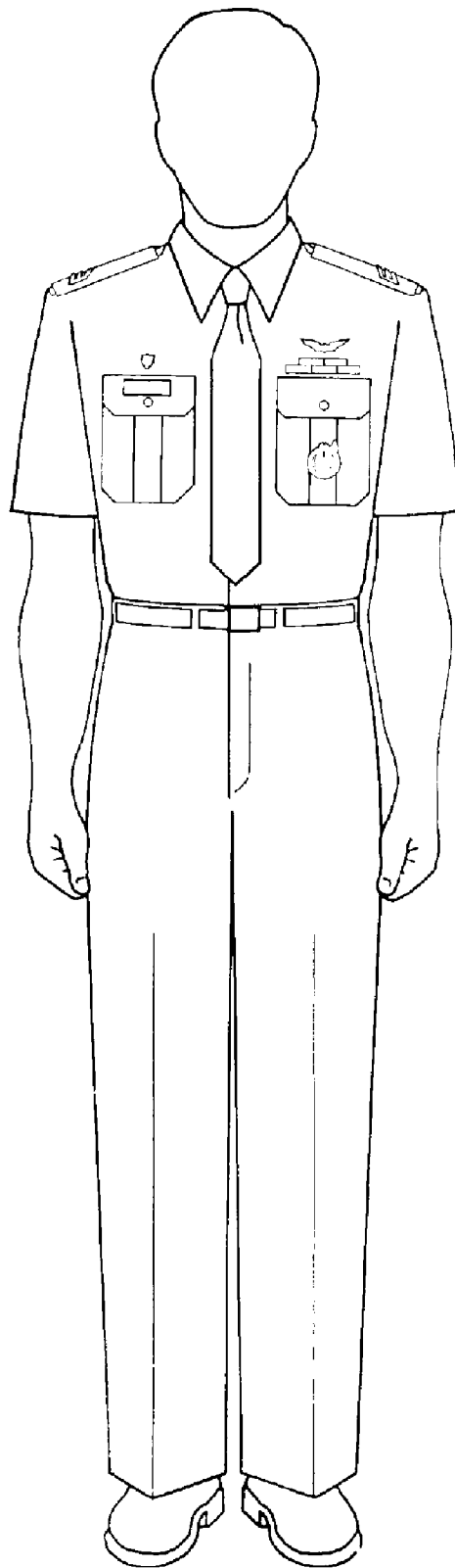


Figure 13-7. Class B Army green service uniform, male, short-sleeved shirt and tie

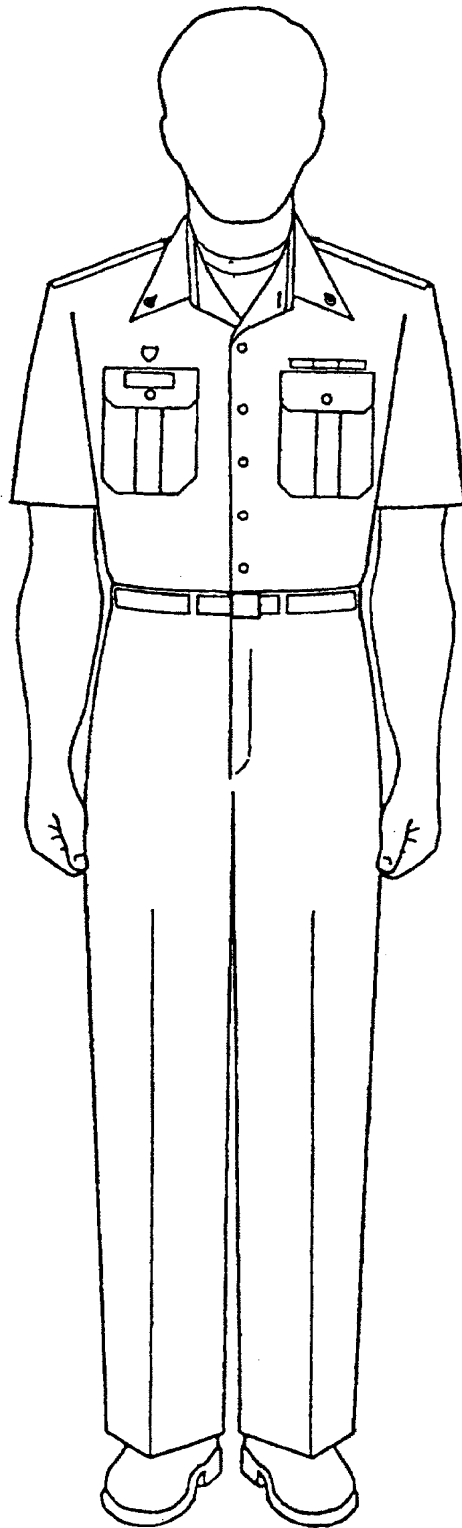


Figure 13-8. Class B Army green service uniform, male, short-sleeved shirt without tie

13-3. Accessories

The following accessories are normally worn with the Army green uniform.

- a. Belt, black, web waist, with brass tip (see para 20-2b).
- b. Boots, combat, black leather (only when bloused trousers are authorized; not authorized with the enlisted Army green dress uniform) (see para 20-3b).
- c. Buckle, belt, brass (see para 20-2c).
- d. Buttons (see para 20-4).
- e. Chaplain's apparel (see para 20-6).
- f. Coat, black all-weather (see para 20-7).
- g. Gloves, black, leather, unisex, dress (only when worn with the Class A, Army enlisted green dress uniform, black all-weather coat, or windbreaker) (see para 20-11b).
- h. Hat, drill sergeant (not authorized with the enlisted Army green dress uniform) (see para 20-13b).
- i. Judge's apparel (see para 20-14).
- j. MP accessories (not authorized with the enlisted Army green dress uniform) (see para 20-15).
- k. Neckties (see para 20-18).
 - (1) Bow, black, dress or mess (only with the enlisted Army green dress uniform) (see para 20-18a).
 - (2) Four-in-hand, black, service (see para 20-18c).
- l. Scarf, dress, black (only with black all-weather coat or windbreaker) (see para 20-21a).
- m. Shirt, white (only with the enlisted Army green dress uniform) (see para 20-22c).
- n. Shoes, oxford, black (see paras 20-23c).
- o. Socks.
 - (1) Tan, green, or black (worn with boots only) (see para 20-24a).
 - (2) Black, dress (see para 20-24b).
- p. Sweater, cardigan, black, unisex (see para 20-26a).
- q. Sweater, pullover, black, unisex (see para 20-26c).
- r. Undershirt, white (see para 20-28f).
- s. Windbreaker, black (only with Class B uniform) (see para 20-30).

13-4. Materials

The coat and trousers of the Army green service/dress uniform consist of the following materials and shades:

- a. Polyester/wool serge, 11.8 ounce (standard issue fabric), AG shade 489.
- b. Polyester/wool gabardine, 10.6 ounce (optional purchase fabric), AG shade 489.
- c. Texturized woven polyester, 10.1 ounce (optional purchase fabric), AG shade 491.
- d. Polyester/wool elastique, 16.0 ounce (optional purchase fabric), AG shade 489.

13-5. Insignia, accouterments, decorations, badges, unit awards and appurtenances

- a. The following insignia and accouterments are authorized for wear on the Army green service uniform:
 - (1) Aiguillette, service (officers only) (not authorized on the Class B uniform) (see para 21-26).
 - (2) Brassards (not authorized on the enlisted Army green dress uniform) (see para 21-30).
 - (3) Branch of service scarves (not authorized on the enlisted Army green dress uniform) (see para 21-20).
 - (4) Fourragere/lanyards (not authorized on the Class B uniform) (see para 22-10d).
 - (5) Distinctive items for infantry personnel (see para 21-31).
 - (6) Branch insignia (not authorized on the Class B uniform) (see paras 21-9 through 21-13).
 - (7) U.S. insignia (not authorized on the Class B uniform) (see para 21-4).
 - (8) Insignia of grade (see paras 21-5 through 21-8).
 - (9) Headgear insignia (see para 21-3).
 - (10) Distinctive unit insignia (not authorized on the enlisted Army green dress uniform and the Class B uniform) (see para 21-22).
 - (11) Regimental distinctive insignia or insignia representing regimental affiliation (see para 21-23 and 21-24).
 - (12) Leaders identification insignia (not authorized on the Class B uniform or enlisted Army green dress uniform) (see para 21-21).
 - (13) Officer candidate school (OCS) or warrant officer candidate (WOC) insignia (see paras 21-14 and 21-15).
 - (14) SSI, current organization, full color (not authorized on the Class B uniform) (see para 21-16).
 - (15) SSI-FWTS, full color (not authorized on the Class B uniform) (see para 21-17).

- (16) Nameplate (see para 21–25*c*).
 - (17) Organizational flash (see para 21–32*a*).
 - (18) Airborne background trimming (see para 21–32*b*).
 - (19) Overseas service bars (not authorized on the Class B uniform) (see para 21–29).
 - (20) Service stripes (enlisted personnel only; not authorized on the Class B uniform) (see para 21–28).
 - (21) Decorations and service medal ribbons (see paras 22–7, 22–8, and 22–9).
 - (22) Unit awards (see para 22–10).
 - (23) U.S. badges (ID, marksmanship, combat, and special skill) (cloth special skill and marksmanship badges and tabs are not authorized on the Class B uniform) (see paras 22–12, 22–15, 22–16, and 22–17).
 - (24) Foreign badges (see para 22–18).
- b.* The following insignia and accouterments are authorized for wear on the Army green service Class B uniform:
- (1) Same items listed in paragraph 13–5*a*, with the exception of the DUI, branch, and U.S. insignia, sew-on insignia, and leaders identification insignia.
 - (2) The DUI is authorized for wear on the black pullover sweater. If no DUI is authorized, then the RDI is worn (see para 21–23*b*). Recruiters will wear the recruiting badge in lieu of the DUI or RDI.

13–6. General guidelines

- a.* When a specific service uniform is not prescribed for formations or other occasions when uniformity in appearance is not required, Soldiers may wear the Class A or any of the variations of the Class B uniform, with the accessories authorized for these uniforms.
- b.* Soldiers will not wear those awards and decorations on the AG shade 415 shirt that they cannot wear properly because of size or configuration. Commanders will not require the wear of optional items (such as windbreakers or sweaters) unless such items are provided to the Soldier without cost.
- c.* Soldiers may purchase and wear the service/dress uniform in any of the authorized fabrics listed in paragraph 13–4, above. However, individuals who purchase uniforms or uniform items from commercial sources are responsible for ensuring that the items conform to military specifications, or are manufactured in accordance with the procedures prescribed by the Uniform Quality Control Program (see AR 670–1 for details). Only those alterations authorized by AR 700–84 and TM 10–227 are authorized.
- d.* Soldiers will wear these uniforms with the shirt tucked into the trousers so that the shirt edge is aligned with the front fly opening, so the outside edge of the belt buckle forms a straight “gig line.”
- e.* Only Soldiers authorized to wear the tan, green, or maroon beret, those assigned to air assault coded positions; and MPs performing MP duties may wear bloused (tucked-in or by using blousing rubbers or bands) trousers with black leather combat boots.

13–7. Coat, Army green

- a. Design.* The coat will be made from an approved specification or pattern.
- b. General description.* The coat is a single-breasted, peak-lapel, four-button coat extending below the crotch, fitting easily over the chest and shoulders, with a slight draped effect in the front and back. The coat is fitted slightly at the waist, conforming to body shape without tightness and with no prominent flare.
- c. Coat sleeve ornamentation.*
 - (1) *General officers.* The sleeve has a band of black mohair, polyester, or mercerized cotton braid, 1 1/2 inches wide, sewn on each sleeve with the lower edge parallel to, and 3 inches above, the bottom edge of each sleeve.
 - (2) *Other officers.* The sleeve has a band of black mohair, polyester, or mercerized cotton braid, 3/4 inch wide, sewn on each sleeve with the lower edge parallel to, and 3 inches above, the bottom edge of each sleeve.
 - (3) *Enlisted personnel.* The sleeve is plain.

13–8. Trousers, Army green

- a. Design.* The trousers will be made from an approved specification or pattern.
- b. General description.* The trousers are straight legged without cuffs and with side and hip pockets. The left hip pocket has a buttonhole tab and button.
- c. Trouser leg ornamentation.* Ornamental braid is sewn on each outside seam of the trouser leg, from the bottom of the waistband to the bottom of the trouser leg, as follows:
 - (1) *General officers.* Each trouser leg has two, 1/2 inch wide, black mohair, polyester, or mercerized cotton braids sewn 1/2 inch apart.
 - (2) *Other officers.* Each leg has one braid, 1 1/2 inches wide, black mohair, polyester, or mercerized cotton braid.
 - (3) *Enlisted personnel.* The trouser leg is plain.

13–9. Shirt, long- and short-sleeved

- a.* The clothing bag (issue) shirt is Army green durable press, 65/35 polyester and cotton broadcloth shirt, AG shade

415, in short- and long-sleeved versions. (See figs 13–6, 13–7, and 13–8.) The shirt is a dress type with shoulder loops, a seven-button front, and two pleated pockets with button-down flaps.

b. Soldiers are authorized to wear the optional purchase polyester/wool short-sleeved (AG shade 469) and long-sleeved (AG shade 428) shirts. In accordance with care instructions provided on the shirts, Soldiers may not starch or bleach the AG shades 415, 428, or 469 shirts.

c. Soldiers are authorized to wear the short- and long-sleeved shirts with the Class A coat, black unisex pullover and cardigan sweaters, and the windbreaker.

(1) Soldiers must wear a black four-in-hand necktie when wearing the short- or long-sleeved shirt with the Class A coat, or when wearing the long-sleeved shirt as an outer garment without the Class A coat. They have the option of wearing a tie when the short-sleeved shirt is worn as an outer garment.

(2) Soldiers have the option of wearing a tie when they wear the short- or long-sleeved shirts with the pullover sweater or cardigan sweaters. If a tie is worn with the pullover or cardigan sweater, Soldiers will wear the collar of the shirt inside the sweater. If no tie is worn with the pullover sweater, the collar is worn outside. If no tie is worn with the cardigan sweater, Soldiers may wear the collar inside or outside the sweater. Soldiers may wear the cardigan sweater buttoned or unbuttoned while indoors, but they must button it when outdoors.

Section II

Army Service Uniform and Dress Blue Uniform-Male

13–10. Composition

a. The ASU and dress blue uniforms referred to in paragraph 13–1 consist of:

- (1) Coat, dark blue (AB 450 or AB 150) (see para 13–15).
- (2) Trousers (see para 13–16).
- (*a*) Light blue (AB 450 or AB 151)
- (*b*) Dark blue (general officers only) (AB 450 or AB 150).
- (3) Shirt, white (see para 13–17).
- (4) Necktie (see para 20–18).
- (5) Undergarments (see para 20–28).
- (6) Belt (see paras 20–2*b* and *c*).
- (7) Headgear (see paras 4–10*b* and 13–18).
- (8) Footwear.
- (9) Socks (see para 20–24).
- (10) Undershirt (see para 20–28*f*).

b. The variations of the blue service and dress uniforms consist of:

(1) The Army (blue) service Class A uniform includes the Army blue coat and trousers, AG shade 521 short- or long-sleeved shirt, and a black four-in-hand necktie (see figs 13–9 through 13–13). For accessories and other items authorized for wear on the Army (blue) Class A service uniform, see paragraph 13–11, below.




Figure 13-9. Army Service Uniform, general officer




Figure 13-10. Army Service Uniform, officer

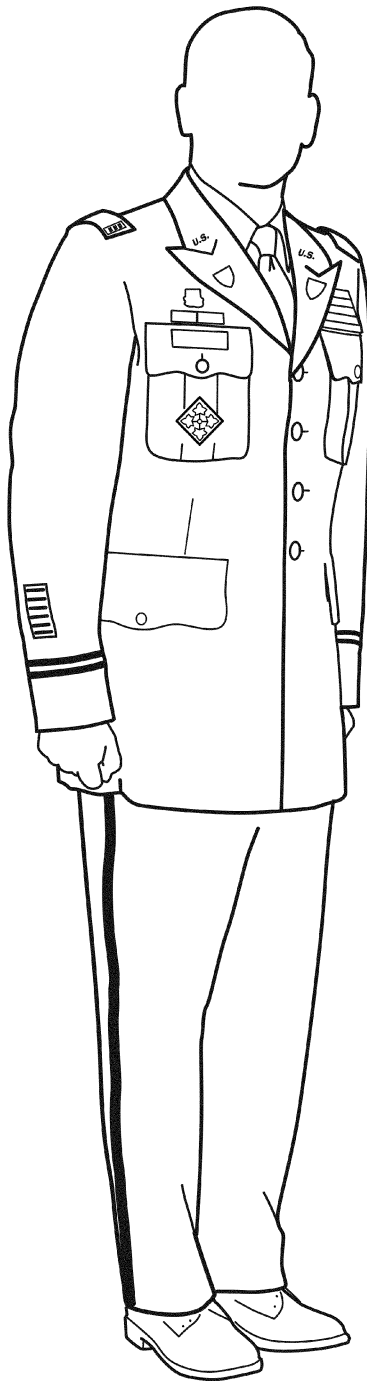


Figure 13-11. Army Service Uniform, warrant officers




Figure 13-12. Army Service Uniform, enlisted, noncommissioned officer

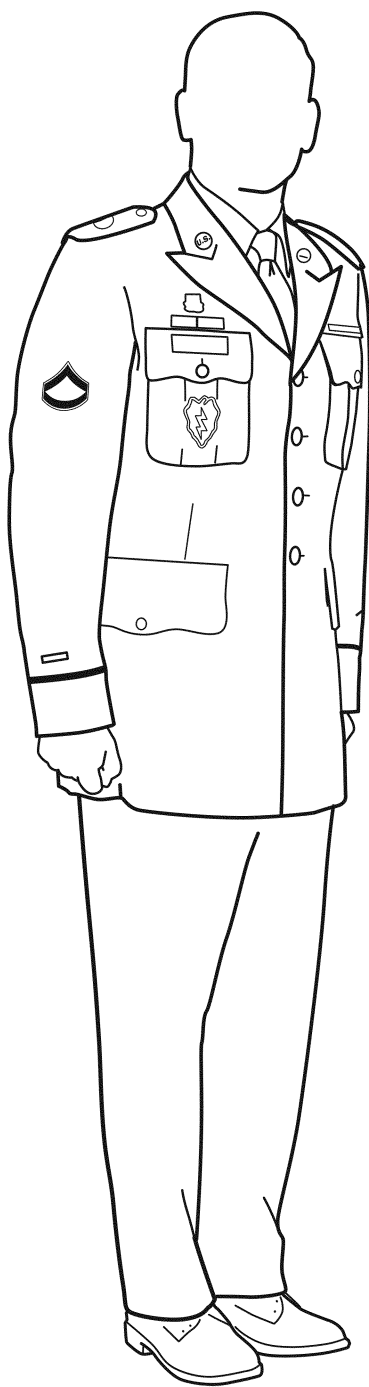


Figure 13-13. Army Service Uniform, enlisted

(2) The Army (blue) service Class B uniform includes the Army blue trousers and AG shade 521 short- or long-sleeved shirt. Soldiers will wear a four-in-hand necktie with the long-sleeved AG shade 521 shirt when it is worn without the coat, as an outer garment. For accessories and other items authorized for wear on the Army (blue) service Class B uniform, see paragraph 13-11, below.

(3) The Army (blue) dress uniform comprises of trousers, a long-sleeved white shirt, and a black four-in-hand tie (before retreat) or a black bow tie (after retreat). When this uniform is worn for evening social occasions (after retreat), headgear is not required. When worn with a black bow tie, the Army blue uniform constitutes a formal uniform and corresponds to a civilian tuxedo. (See figs 13-14 and 13-20.)

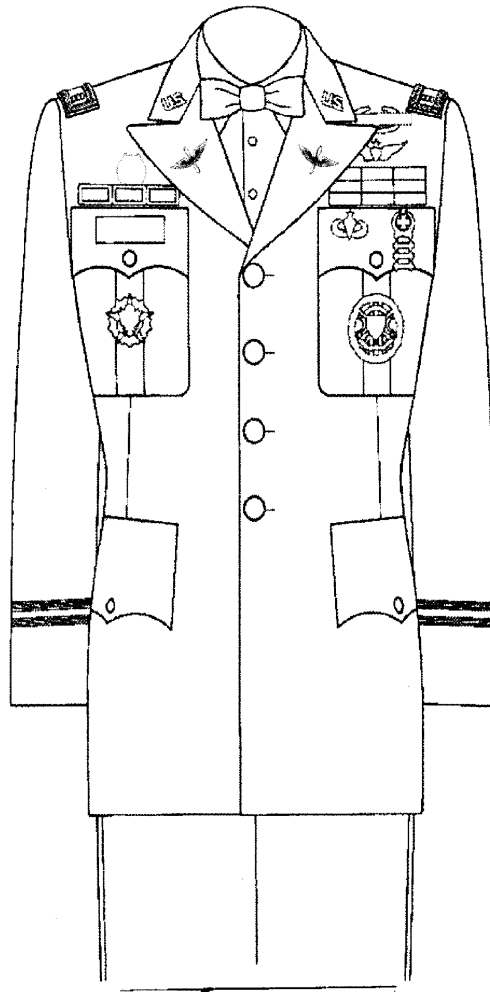


Figure 13-14. Dress blue uniform, officer




Figure 13–15. Service cap, blue, general officers (optional)




Figure 13–16. Service cap, blue, field grade officers (optional)




Figure 13–17. Service cap, blue, company grade officers (optional)

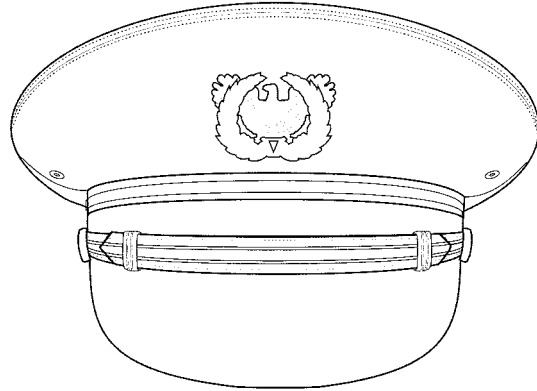


Figure 13-18. Service cap, blue, warrant officers (optional)

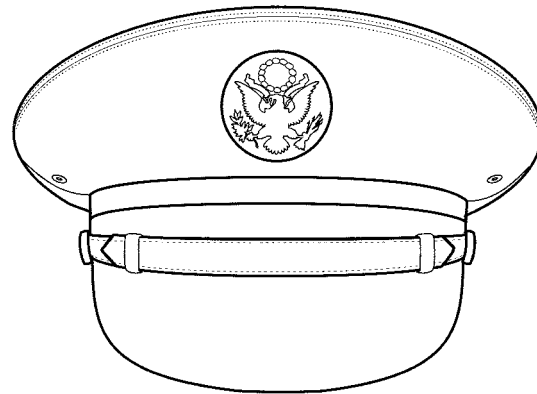


Figure 13-19. Service cap, blue, enlisted (optional)




Figure 13-20. Dress blue uniform, enlisted

13-11. Accessories

The following accessories are normally worn with the blue uniforms.

- a.* Belt, black web, with brass tip (see para 20-2*b*).
- b.* Boots, combat, black leather (only when bloused trousers are authorized; not authorized with the Army dress uniform) (see para 20-3*b*).
- c.* Buckle, solid brass (see para 20-2*c*).
- d.* Buttons (see para 20-4).
- e.* Cape (worn with dress uniform variation) (see para 20-5).
- f.* Chaplain's apparel (see para 20-6).
- g.* Coat, black all-weather (see para 20-7).
- h.* Cuff links and studs (worn with dress uniform variation) (see para 20-9).
- i.* Gloves.

(1) Black, leather, unisex, dress (only when worn with the Class A, dress uniform, black all-weather coat, or windbreaker) (see para 20-11*b*).

- (2) White dress (worn with dress uniform variation only) (see para 20–11c).
- j. Hat, drill sergeant (not authorized with the dress uniform) (see para 20–13b).
- k. Judge’s apparel (see para 20–14).
- l. Military police accessories (not authorized with the dress uniform) (see para 20–15).
- m. Neckties (see para 20–18).
 - (1) Bow, black, dress or mess (only with the enlisted Army dress uniform) (see para 20–18a).
 - (2) Four-in-hand, black, service (para 20–18c).
- n. Scarf, dress, black (only with black all-weather coat or windbreaker) (see para 20–21a).
- o. Service cap, optional (see para 13–18 and figs 13–15 through 13–19).
- p. Shirt, white (see para 13–17).
- q. Shoes, oxford, black (see para 20–23c).
- r. Socks (see para 20–24).
 - (1) Tan, green, or black (worn with boots only) (see para 20–24a).
 - (2) Black, dress (see para 20–24b).
- s. Sweater, cardigan, black, unisex (see para 20–26a).
- t. Sweater, pullover, black, unisex (see para 20–26c).
- u. Undershirt, white (see para 20–28f).
- v. Umbrella, black (see para 20–27).
- w. Windbreaker, black (only with Class B uniform) (see para 20–30).

13–12. Materials

The blue uniforms consists of the following materials and shades:

- a. *Coat and trousers.*
 - (1) 55/45% polyester/wool serge, 9.5–10.5 ounce, Army Blue 450 or Army Blue 451.
 - (2) 55/45% polyester/wool tropical, 9 ounce, Army Blue 450 or Army Blue 451.
 - (3) 55/45% polyester/wool gabardine, 10.6 ounce, Army Blue 450 or Army Blue 451.
 - (4) 55/45% polyester/wool elastique, 13.5 ounce, Army Blue 450 or Army Blue 451.
 - (5) 100% wool elastique, 16 ounce, Army Blue 450 or Army Blue 451.
 - (6) 100% polyester, 7.2 ounce, Army Blue 450 or Army Blue 451.
- b. *General officers.* The coat and trousers will be made in the same material and shade, dark blue, Army shade 150 or 450.
- c. *Other officers and enlisted personnel.* The trousers will be made in the same material as the coat, except the color will be light blue, in Army shade 151 or 451.
- d. *Headgear, service cap (optional).* The service cap will be made in the same material and shade as the coat, except that officers also are authorized to wear the service cap in fur felt, 9-ounce weight, dark blue, Army shade 250.
- e. *Braid.* The gold braid on the trousers shall be 100% polyester produced by a certified braid supplier.
- f. *Shirts, male, long and short sleeve.* Issue shirts are 65/35% polyester/cotton blend in a herringbone weave with stretch, approximately 4.5 ounce weight, with a durable press and soil release finish, in shade Army White 521. The optional shirts are 65/35% polyester/cotton blend in a herringbone weave, approximately 5 ounce weight, with a durable press and soil release finish, in shade Army White 521.

13–13. Insignia, accouterments, decorations, badges, unit awards and appurtenances

- a. The following insignia and accouterments are authorized for wear on the blue uniforms:
 - (1) Aiguillette, service (officers only) (not authorized on the Class B uniform) (see para 21–26).
 - (2) Airborne background trimming (see para 21–32b).
 - (3) Branch of service scarves (not authorized on the dress uniform) (see para 21–20).
 - (4) Branch insignia (not authorized on the Class B uniform) (see paras 21–9 through 21–13).
 - (5) Brassards (not authorized on the dress uniform) (see para 21–30).
 - (6) Decorations and service medal ribbons (see paras 22–7, 22–8, and 22–9).
 - (7) Distinctive items for infantry personnel (see para 21–31).
 - (8) Distinctive unit insignia (see para 21–22).
 - (9) Foreign badges (see para 22–18).
 - (10) Fourragere/lanyards (not authorized on the Class B uniform) (see para 22–10d).
 - (11) Gold Star Lapel Button (para 22–6c).
 - (12) Headgear insignia (see para 21–3).
 - (13) Insignia of grade (see paras 21–5 through 21–8).
 - (14) Insignia representing regimental affiliation (optional) (see para 21–24).

- (15) Officer candidate school (OCS)/warrant officer candidate (WOC) insignia (see paras 21–14 and 21–15).
- (16) Nameplate (see para 21–25*c*).
- (17) Organizational flash (see para 21–32*a*).
- (18) Overseas service bars (not authorized on the Class B uniform) (see para 21–29).
- (19) Service stripes (enlisted personnel only; not authorized on the Class B uniform) (see para 21–28).
- (20) Unit awards (see para 22–10).
- (21) U.S. badges (ID, marksmanship, combat, and special skill) (see paras 22–12, 22–15, 22–16, and 22–17).
- (22) U.S. insignia (not authorized on the Class B uniform) (see para 21–4).

Note. The leader’s identification insignia is not authorized to be worn on the blue service or dress uniform.

b. The following insignia and accouterments are authorized for wear on the blue Class B uniform:

(1) Same items listed in paragraph 13–14*a*, with the exception of the DUI, branch, and U.S. insignia, and sew-on insignia.

(2) The DUI is authorized for wear on the black pullover sweater. If no DUI is authorized, then the RDI is worn (see para 21–23*b*). Recruiters will wear the recruiting badge in lieu of the DUI or RDI.

13–14. General guidelines

a. When a specific service uniform is not prescribed for formations or other occasions when uniformity in appearance is not required, Soldiers may wear the Class A or any of the variations of the Class B uniform, with the accessories authorized for these uniforms.

b. Soldiers will not wear those awards and decorations on the shirt that they cannot wear properly because of size or configuration. Commanders will not require the wear of optional items (such as windbreakers or sweaters) unless such items are provided to the Soldier without cost.

c. Soldiers may purchase and wear the service/dress uniform in any of the authorized fabrics listed in paragraph 13–12, above. However, individuals who purchase uniforms or uniform items from commercial sources are responsible for ensuring that the items conform to military specifications, or are manufactured in accordance with the procedures prescribed by the Uniform Quality Control Program (see AR 670–1 for details). Only those alterations authorized by AR 700–84 and TM 10–227 are authorized.

d. Soldiers will wear these uniforms with the shirt tucked into the trousers so that the shirt edge is aligned with the front fly opening, so the outside edge of the belt buckle forms a straight “gig line.” Only Soldiers authorized to wear the tan, green, or maroon beret, those assigned to air assault coded positions; and MPs performing MP duties may wear bloused (tucked-in or by using blousing rubbers or bands) trousers with black leather combat boots.

e. The service dress tropical uniform (Class B with ribbons) is an equivalent Class A or dress uniform for hot weather wear. It serves as appropriate wear for parades, ceremonies, reviews (when special honors are being paid), and official visits of U.S. Foreign Dignitaries. The uniform is intended for seasonal hot weather wear only and is not appropriate for wear outside of hot climates. Local commanders will determine the conditions for wear of this uniform. The male service dress tropical uniform consists of the white, short-sleeved, service uniform shirt (standard issue or lay-flat collar) with accouterments as worn on the jacket, without necktie, and with low waist ASU trousers with belt loops. In lieu of wearing all authorized ribbons, Soldiers have the option of wearing only three authorized ribbons. Selected ribbons must be worn in order of precedence (for example, Silver Star, Bronze Star, and Purple Heart). Badges and insignia currently authorized for wear on the ASU are authorized to be worn on this variation of the uniform.

f. In lieu of wearing all authorized ribbons, Soldiers have the option of wearing three authorized ribbons on the service uniform shirt. Selected ribbons must be worn in order of precedence (for example, Silver Star, Bronze Star, and Purple Heart).

13–15. Coat, dark blue

a. Design. The coat will be made from an approved specification or pattern.

b. General description. The Army blue coat is a single-breasted, peak-lapel, four-button coat extending below the crotch, fitting easily over the chest and shoulders, with a slight draped effect in front and back. The coat is fitted slightly at the waist, conforming to the body shape without tightness and with no prominent flare.

c. Shoulder buttons.

(1) Officers authorized to wear an aiguillette will attach a 20-ligne button on the left or right outside shoulder seam of the Army blue coat, depending upon the position in which the aiguillette is worn.

(2) Officers authorized to wear a fourragere will attach a 20-ligne button on the left shoulder seam, 1/2 inch outside the collar edge.

d. Shoulder ornamentation and insignia.

(1) Shoulder straps for officers. (See para 21–8 for ornamentation and insignia.)

(2) Shoulder loops for enlisted personnel.

(*a*) A shoulder loop of the same material as the coat is used and attached on each shoulder.

(b) The loop is 2 1/2 inches wide at the outside shoulder edge, 1 1/2 inches wide at the inside collar edge, and piped all around with gold-colored nylon or rayon cord edge braid, 1/8 inch wide. The braid is inserted in the joining seams so it is completely visible around each loop. The loop is sewn on the outside shoulder seam and extends to a point approximately 1/2 inch from the inside collar seam. The loop has a buttonhole 3/8 inch from the inside edge of the braid, which is buttoned to the shoulder with a 25-ligne button.

e. *Coat sleeve ornamentation.* Ornamental braid is worn on both sleeves of the blue dress coat. Gold bullion, synthetic metallic gold, or gold-colored nylon or rayon braid is authorized for officers. Gold-colored nylon or rayon braid is authorized for enlisted personnel. The braid on the trouser legs and the coat sleeve will be of the same material. The bottom of the braid is positioned parallel to, and 3 inches above, the bottom of each sleeve as follows:

(1) General officers have a 1 1/2 inch gold braid on each sleeve.

(2) For all other officers, each sleeve has a 3/4 inch braid consisting of two, 1/4 inch gold braids placed 1/4 inch apart on silk material, of the first-named color of their basic branch.

(3) Enlisted personnel have a 1/8 inch soutache braid of gold-colored nylon or rayon on each sleeve.

f. *How worn.* The coat should fit easily over the chest and shoulders. The sleeves should fall 1 inch below the bottom of the wristbone, covering the shirt sleeve.

13–16. Trousers, blue

a. *Design.* The trousers will be made from an approved specification or pattern.

b. *General description.*

(1) *Low-waisted.* The low-waisted, blue trousers are straight-legged without cuffs, with side and hip pockets. The left hip pocket has a buttonhole tab and button. General officers will wear dark blue trousers and all other personnel will wear light blue trousers.

(2) *Trouser leg ornamentation.* Ornamental braid is worn on each outside seam of the trouser leg, from the bottom of the waistband to the bottom of the trouser leg, as follows:

(a) General officers have two, 1/2 inch braids spaced 1/2 inch apart.

(b) All other officers have one 1 1/2 inch braid.

(c) Enlisted personnel, corporal through CSM, have one, 1 1/2 inch braid.

(d) Enlisted personnel, PVT through SPC, wear the low-waisted blue trousers, straight-legged without cuffs, with side and hip pockets. The left hip pocket has a buttonhole tab and button. Soldiers who own the dress blue uniform trousers may wear the 1 1/2 inch braid until 30 September 2014.

c. *How worn.* The back hem of the trousers should fall approximately midway between the top of the heel and the top of the standard shoe in the back. The bottom of the front crease of the trousers should reach the top of the instep. The seat must be an easy fit with no wrinkles below the back waist. Waist should have 1/2 inch of ease. The waistband bottom should fit within 1/2 inch of the top of the hipbone.

13–17. Shirt, white

a. *Design.* The white shirt will be made from an approved specification or pattern.

b. *General description.* The shirt is a dress style with a standup collar, collar stand and yoke. The shirt has two plain chest pockets with button through flaps. The shirt has tapered shoulder loops and cuffs. Each shirt shall have permanent creases; three creases on the back and one on each front of shirt. The creases shall have a continuous appearance on the front through the shirt, front of each pocket and pocket flap. The shirt is available in both long and short sleeves. The long sleeve shirt has two button interlined cuffs and is designed to be worn strictly with a tie.

c. *How worn.* The collar should fit snugly, but not uncomfortably. It should fit easily over the back and chest, allowing free use of arms. Long-sleeved shirts should fall to the lower part of the wristbone. The rise should fit without looseness or constriction.

13–18. Service cap (optional)

a. *Design.* The cap will be made from an approved specification or pattern, in a standard Army design. Officers have the option of wearing the cap frame with a removable cover made of the same material as the rest of the uniform.

b. *Visor and visor ornamentation.* The visor is plain black leather or poromeric with a leather finish. The visor ornamentation is as follows:

(1) *General and field grade officers.* The top of the visor is black cloth with two arcs of oak leaves in groups of two, embroidered in gold bullion, synthetic metallic gold-colored yarn, or manufactured from anodized aluminum in 24-karat gold color.

(2) *Company grade officers, warrant officers, and enlisted personnel.* The top of the visor is plain black shell cordovan or shell cordovan-finished leather, resin treated, with a waterproof edge.

c. *Chin strap and chin strap ornamentation.* The chin strap consists of two straps, each 1/2 inch in width by 10 inches in length, with one end of each strap forming a slide, and the other end of each strap fastened to the cap at each end of the visor. The chin strap ornamentation is as follows:

(1) *Officers.* The chin strap is natural or light brown, full-grain pigskin or sheepskin, nonbleeding, with pointed ends

covered with two-velum gold wire lace, synthetic metallic gold-colored lace, or a one-piece strap manufactured from anodized aluminum in 24-karat gold color.

(2) *Enlisted personnel.* The chin strap is plain black leather matching the visor in appearance, with rounded ends. Poromeric with a leather finish is authorized.

d. Hatband. All personnel will wear an outside hatband, 1 3/4 inches in width, around the entire outside rim of the cap. The hatband ornamentation follows:

(1) *General officers.* The band is blue-black velvet with two arcs of oak leaves in groups of two, 1 inch long and 3/4 inch wide, embroidered in gold, synthetic metallic gold-colored braid, or gold-colored nylon or rayon.

(2) *All other officers.* The band is grosgrain silk of the first-named color of the officer's basic branch, with a band of 1/2 inch, two-velum gold, synthetic metallic gold, or gold-colored nylon or rayon braid, placed at the top and bottom of the hatband. If the officer's branch has two colors, 1/8-inch piping of the second color is placed on the inside edges of the gold braid.

(3) *Enlisted personnel.* The band is basket-weave mohair braid matching the shade of the cap material, with a 1/2 inch band of two-velum gold-colored nylon, rayon, or polyester braid placed at the top part of the hatband.

e. Cap insignia. Insignia is worn on the Army blue service cap secured through the front eyelet. The service cap insignia is described in paragraph 21-3a.

f. Wear.

(1) Corporals and above may wear the service cap as an optional headgear with the blue uniform. The beret is the primary headgear worn with the service uniform by all Soldiers unless the commander directs wear of the service cap (for corporal and above).

(2) Personnel are not required to wear headgear when wearing the blue uniform as a formal uniform to formal evening social functions (after retreat). However, on all other occasions, personnel will wear headgear with this uniform.

g. Proper wear position. The service cap is worn straight on the head so that the braid hatband on the service cap creates a straight line around the head, parallel to the ground. Such positioning automatically positions the visor correctly, so that it does not interfere with vision or ride up on the forehead. Personnel will not alter the shape of the service cap in any manner.

Chapter 14

Service and Dress Uniforms-Female

14-1. Classification

The green service and dress uniforms authorized for wear are classified as:

a. The Army green uniform (see paras 14-2 through 14-10). The wear-out date for this uniform is 30 September 2015.

b. The Army (old) blue uniform. The wear-out date on this uniform is 30 September 2015 (see paras 14-11 through 14-20). Uniforms must be converted to match specifications of the ASU by 1 October 2015 (as otherwise authorized).

c. The ASU (see paras 14-11 through 14-20). The mandatory possession date of this uniform is 1 October 2015.

Note. Army (old) blue uniform and the ASU are both commonly referred to as the blue (service/dress) uniforms throughout this chapter.

Section I

Green Service/Dress Uniform

14-2. Composition

a. The female Army green uniform consists of:

- (1) Coat, Army green (see para 14-7).
- (2) Slacks, Army green (see para 14-8).
- (3) Skirt, Army green (see para 14-9).
- (4) Shirt, AG shade 415 short- or long-sleeved (see para 14-10).
- (5) Neck tab (see para 20-17).
- (6) Undergarments (see para 20-28).
- (7) Belt (see para 20-2b through c).
- (8) Headgear (see 4-10b).
- (9) Footwear (see para 20-23).
- (10) Socks or stockings (see para 20-24b or 20-24d).

b. The variations of the Army green uniform consist of:

(1) The Army green Class A service uniform includes the Army green coat, trousers or skirt, AG shade 415 short- or long-sleeved shirt, and a black neck tab (see figs 14-1 through 14-5). For accessories and other items authorized for wear on the Class A green service uniform, see paragraph 14-3, below.

(2) The Army green Class B uniform includes the Army green trousers or skirt and AG shade 415 short- or long-sleeved shirt. Soldiers will wear a neck tab with the long-sleeved AG shade 415 shirt when it is worn without the Army green (Class A) coat, as an outer garment (see figs 14-6 and 14-7). For accessories and other items authorized for wear on the Army Class B green service uniform, see paragraph 14-3, below.

(3) The Army green dress uniform (authorized for enlisted personnel only) comprises the Army green coat and trousers, a long-sleeved white shirt, and a black neck tab. The black beret is authorized for wear with this uniform. When the enlisted Army green dress uniform is worn for evening social occasions (after retreat), headgear is not required. Combat boots and organizational items (such as brassards and MP accessories) are not authorized for wear with the Army green dress uniform. All other accessories and insignia that are authorized for wear with the Class A service uniform are authorized for wear on the Army green dress uniform (see para 14-3).

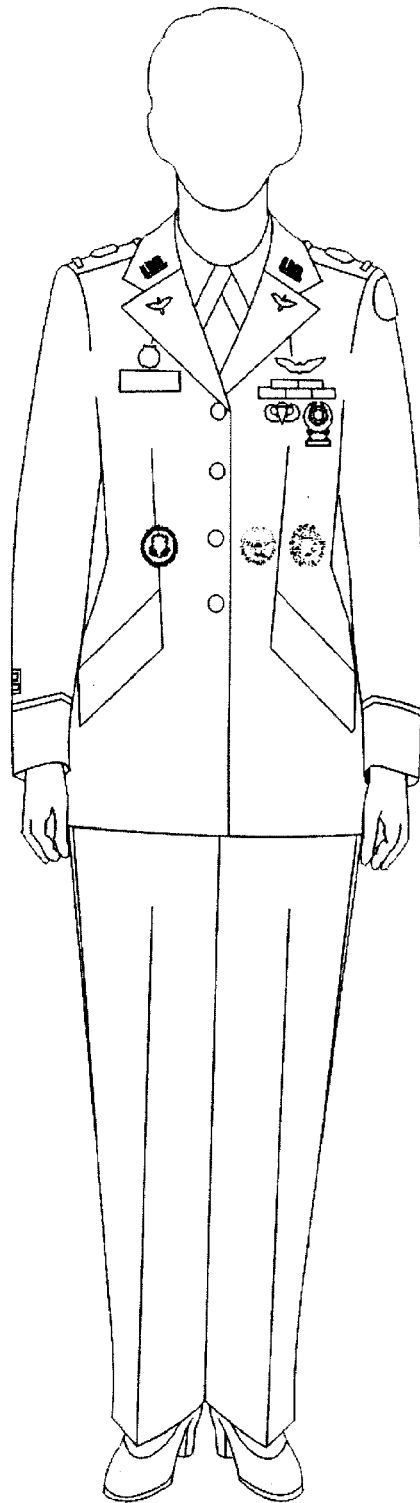


Figure 14-1. Army green service uniform with slacks, female, officer

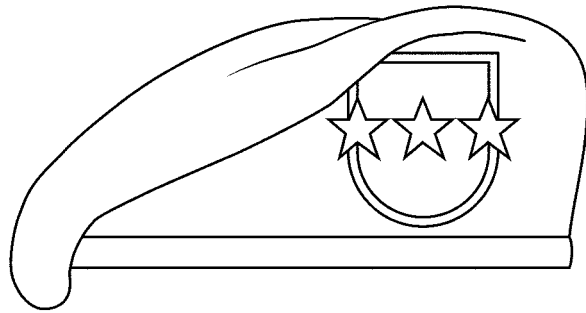


Figure 14-2. Beret, general officer

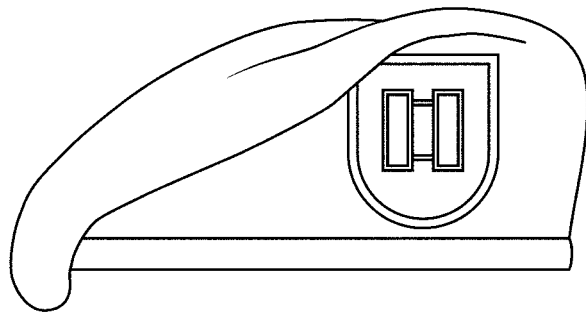


Figure 14-3. Beret, officer

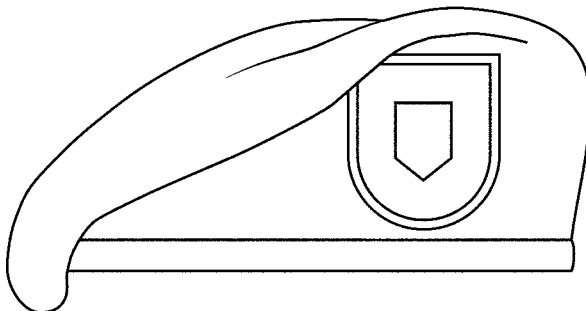


Figure 14-4. Beret, enlisted

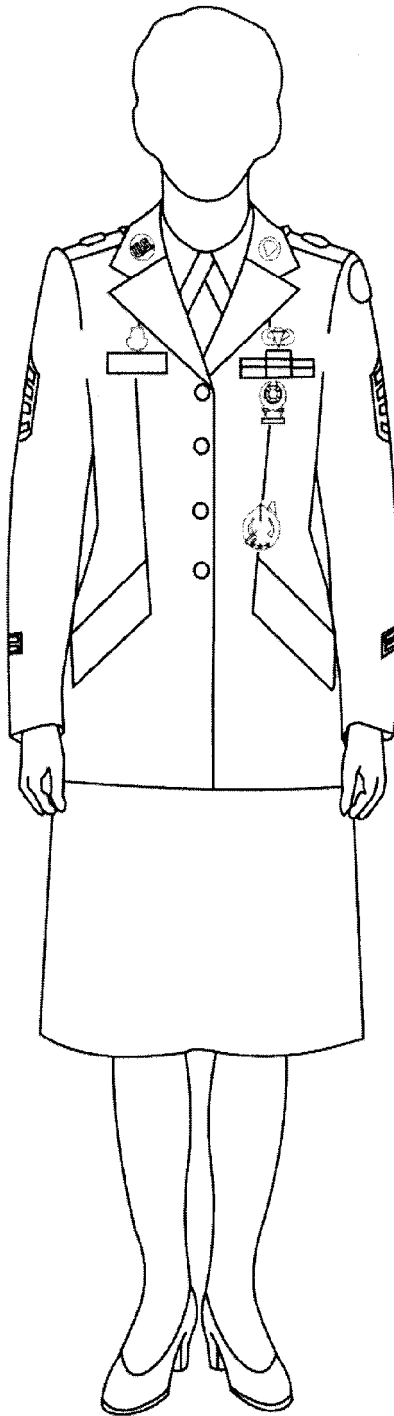



Figure 14-5. Army green service uniform with skirt, female, enlisted

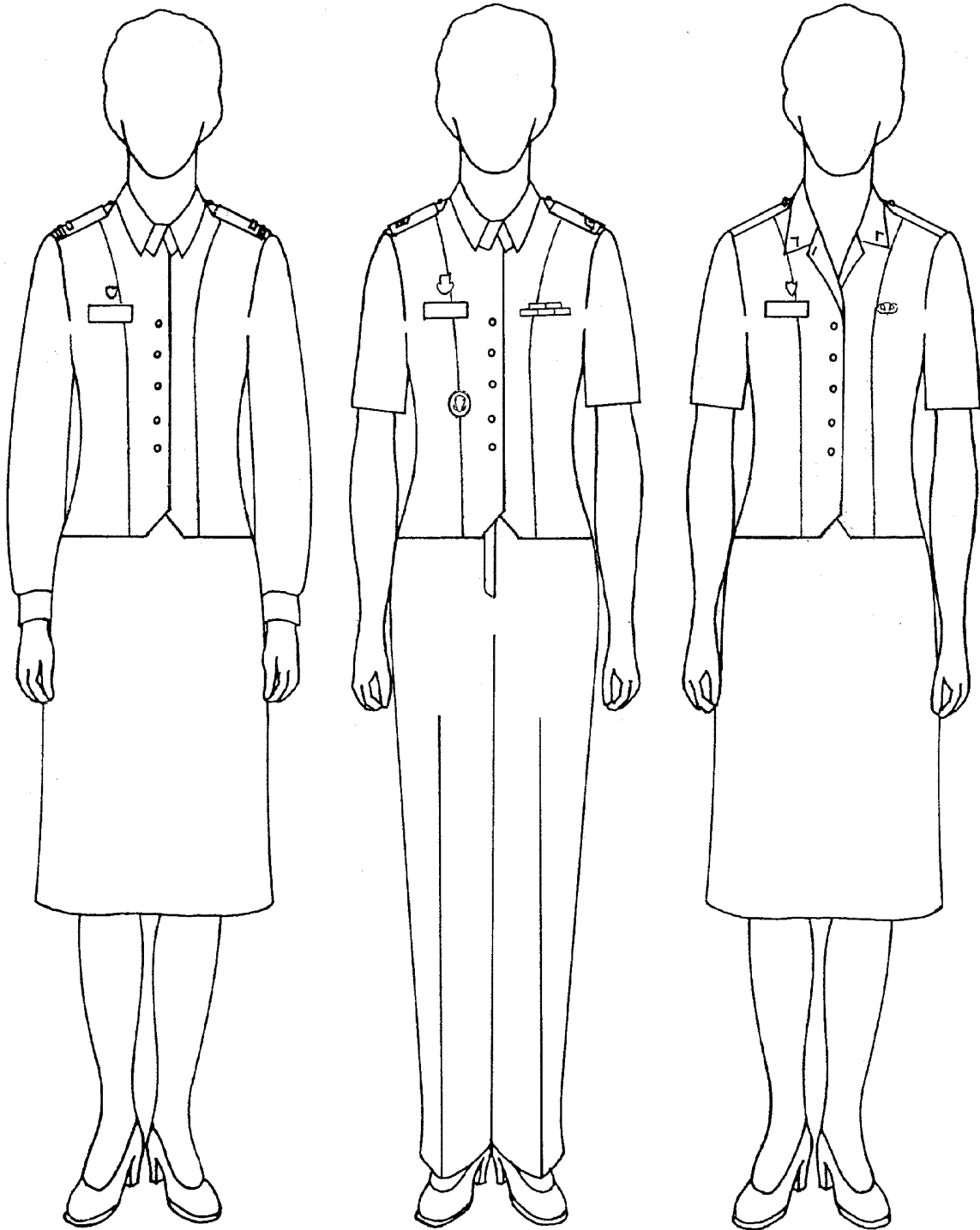


**Long sleeve shirt (tucked in)
and neck tab with slacks**

**Short sleeve shirt (tucked in)
and neck tab with skirt**

**Short sleeve shirt (tucked in),
open, with skirt**

Figure 14-6. Class B variations of the service uniform, female



Long sleeve shirt and neck tab
with skirt

Short sleeve shirt and neck tab
with slacks

Short sleeve shirt open,
with skirt

Figure 14-7. Class B variations of the service uniform, female-Continued

14-3. Accessories

The following accessories are normally worn with the female Army green uniform.

- a. Belt, black web, with brass tip (see para 20-2b).
- b. Boots, combat, black leather (only when bloused trousers are authorized; not authorized with the enlisted Army green dress uniform) (see para 20-3b).
- c. Buckle, solid brass (see para 20-2c).
- d. Buttons (see para 20-4).
- e. Chaplain's apparel (see para 20-6).
- f. Coat, black all-weather (see para 20-7).
- g. Gloves, black, leather, unisex, dress (only when worn with the Class A, Army enlisted green dress uniform, black all-weather coat, or windbreaker) (see para 20-11b).
- h. Handbags (see para 20-12).
- i. Hat, drill sergeant (not authorized with the enlisted Army green dress uniform) (see para 20-13a).
- j. Judge's apparel (see para 20-14).
- k. Military police accessories (not authorized with the enlisted Army green dress uniform) (see para 20-15).
- l. Scarf, dress, black (only with black all-weather coat or windbreaker) (see para 20-21a).
- m. Shirt, white (only with the enlisted Army green dress uniform) (see para 20-22a).
- n. Shoes (see paras 20-23).
- (1) Oxford, black, female (not authorized with the enlisted Army green dress uniform) (see para 20-23a).
- (2) Pumps, black (see para 20-23f).
- o. Socks (see para 20-24).
- (1) Tan, green, or black (worn with boots only) (see para 20-24a).
- (2) Black, dress (see para 20-24b).
- (3) Stockings, sheer (see para 20-24d).
- p. Sweater, cardigan, black, unisex (see para 20-26a).
- q. Sweater, pullover, black, unisex (see para 20-26c).
- r. Umbrella, black (see para 20-27).
- s. Undergarments (see para 20-28).
- t. Windbreaker, black (only with Class B uniform) (see para 20-30).

14-4. Materials

The coat, trousers, and skirt of the Army green service/dress uniform consist of the following materials and shades:

- a. Polyester/wool serge, 11.8 ounce (standard issue fabric), AG shade 489.
- b. Polyester/wool gabardine, 10.6 ounce (optional purchase fabric), AG shade 489.
- c. Texturized woven polyester, 10.1 ounce (optional purchase fabric), AG shade 491.
- d. Polyester/wool elastique, 16.0 ounce (optional purchase fabric), AG shade 489.

14-5. Insignia, accouterments, decorations, badges, unit awards and appurtenances

- a. The following insignia and accouterments are authorized for wear on the Army green service Class A uniform:
 - (1) Aiguillette, service (officers only) (not authorized on the Class B uniform) (see para 21-26).
 - (2) Brassards (not authorized on the enlisted Army green dress uniform) (see para 21-30).
 - (3) Branch of service scarves (not authorized on the enlisted Army green dress uniform) (see para 21-20).
 - (4) Fourragere/lanyards (not authorized on the Class B uniform) (see para 22-10d).
 - (5) Distinctive items for infantry personnel (see para 21-31).
 - (6) Branch insignia (not authorized on the Class B uniform) (see paras 21-9 through 21-13).
 - (7) U.S. insignia (not authorized on the Class B uniform) (see para 21-4).
 - (8) Insignia of grade (see paras 21-5 through 21-8).
 - (9) Headgear insignia (see para 21-3).
 - (10) Distinctive unit insignia (not authorized on the enlisted Army green dress uniform and the Class B uniform) (see para 21-22).
 - (11) Regimental distinctive insignia or insignia representing regimental affiliation (see paras 21-23 and 21-24).
 - (12) Leaders identification insignia (not authorized on the Class B uniform or enlisted Army green dress uniform) (see para 21-21).
 - (13) Officer candidate school (OCS)/warrant officer candidate (WOC) insignia (see paras 21-14 and 21-15).

- (14) SSI, current organization, full color (not authorized on the Class B uniform) (see para 21–16).
- (15) SSI–FWTS, full color (not authorized on the Class B uniform) (see para 21–17).
- (16) Nameplate (see para 21–25*c*).
- (17) Organizational flash (see para 21–32*a*).
- (18) Airborne background trimming (see para 21–32*b*).
- (19) Overseas service bars (not authorized on the Class B uniform) (see para 21–29).
- (20) Service stripes (enlisted personnel only; not authorized on the Class B uniform) (see para 21–28).
- (21) Decorations and service medal ribbons (see paras 22–7, 22–8, and 22–9).
- (22) Unit awards (see para 22–10).
- (23) U.S. badges (ID, marksmanship, combat, and special skill) (see paras 22–12, 22–15, 22–16, and 22–17).
- (24) Foreign badges (see para 22–18).

b. The following insignia and accouterments are authorized for wear on the Army green service Class B uniform:

- (1) Same items listed in paragraph 14–5*a*, with the exception of the DUI, branch, and U.S. insignia, sew-on insignia, and leaders identification insignia.
- (2) The DUI is authorized for wear on the black pullover sweater. If no DUI is authorized, then the RDI is worn (see para 21–23*b*). Recruiters will wear the recruiting badge in lieu of the DUI or RDI.

14–6. General guidelines

a. When a specific service uniform is not prescribed for formations or other occasions when uniformity in appearance is not required, Soldiers may wear the Class A or any of the variations of the Class B uniform, with the accessories authorized for these uniforms.

b. Soldiers will not wear those awards and decorations on the AG shade 415 shirt that they cannot wear properly because of size or configuration. Commanders will not require the wear of optional items (such as windbreakers or sweaters) unless such items are provided to the Soldier without cost.

c. Soldiers may purchase and wear the service/dress uniform in any of the authorized fabrics listed in paragraph 14–4, above. However, individuals who purchase uniforms or uniform items from commercial sources are responsible for ensuring that the items conform to military specifications, or are manufactured in accordance with the procedures prescribed by the Uniform Quality Control Program (see AR 670–1 for details). Only those alterations authorized by AR 700–84 and TM 10–227 are authorized.

d. Soldiers will wear these uniforms with the shirt tucked into the trousers so that the shirt edge is aligned with the front fly opening, so the outside edge of the belt buckle forms a straight “gig line.” The overblouse version of the shirt is worn outside the slacks or skirt.

e. Only Soldiers authorized to wear the tan, green, or maroon beret, those assigned to air assault coded positions; and MPs performing MP duties may wear bloused (tucked-in or by using blousing rubbers or bands) trousers with black leather combat boots.

14–7. Coat, Army green

a. Design. The coat will be made from an approved specification or pattern.

b. General description. The coat is a single-breasted, four-button, hip-length coat, with two slanted, flap-front pockets, button-down shoulder loops, a notched collar, and side-body construction.

c. Coat sleeve ornamentation.

(1) *General officers.* The sleeve has a band of black mohair, polyester, or mercerized cotton braid, 1 1/2 inches wide, sewn on each sleeve with the lower edge parallel to, and 3 inches above, the bottom edge of each sleeve.

(2) *Other officers.* The sleeve has a band of black mohair, polyester, or mercerized cotton braid, 1/2 inch wide, sewn on each sleeve with the lower edge parallel to, and 3 inches above, the bottom edge of each sleeve.

(3) *Enlisted personnel.* The sleeve is plain.

14–8. Slacks, Army green

a. Design. The slacks will be made from an approved specification or pattern.

b. General description. The design incorporates belt loops and a nonslip waistband. When wearing the slacks with belt loops with the tucked-in versions of the AG shade 415 blouse, personnel will wear a 1-inch black web belt with brass tip, and a 1 1/8 inch yellow brass buckle. Soldiers are not required to wear a belt when wearing the new style slacks with the overblouse version of the AG shade 415 blouse.

c. Slack leg ornamentation. Ornamental braid is sewn on each outside seam of the slack leg, from the bottom of the waistband to the bottom of the slack leg, as follows:

(1) *General officers.* Each slack leg has two, 1/2 inch wide, black mohair, polyester, or mercerized cotton braids, sewn 1/2 inch apart.

(2) *Other officers.* Each leg has one braid, 1 inch wide, made of black mohair, polyester, or mercerized cotton braid.

(3) *Enlisted personnel.* The slack leg is plain.

14–9. Skirt, Army green

a. Design. The skirt will be made from an approved specification or pattern.

b. General description. The skirt design is tapered and incorporates a nonslip waistband, back zipper closure, back open (kick) pleat, and has two darts each in the front and back. It is fully lined.

14–10. Shirts, long- and short-sleeved

a. The clothing bag (issue) shirt is a precured, durable press, 65/35 polyester and cotton broadcloth shirt, AG shade 415, in short- and long-sleeved versions. The shirt is a tucked-in design with front princess seams, a convertible collar, and shoulder loops. The collar and shoulder loops have fusible interlinings, and the collar has stays.

b. Soldiers are authorized to wear the optional purchase polyester/wool (AG shade 469) and polyester/cotton (AG shade 415) short- and long-sleeved overblouse shirts. This shirt is a semifitted, hip-length, overblouse style shirt with front princess seams, and a three-piece back. The shirt has shoulder loops, a convertible collar, and a six-button front. The collar and shoulder loops have fusible interlinings and the collar has stays. In accordance with care instructions provided on the shirts, Soldiers may not starch or bleach the AG shades 415 or 469 shirts.

c. Soldiers are authorized to wear the short- and long-sleeved shirts with the Class A coat, black unisex pullover and cardigan sweaters, and the windbreaker.

(1) Soldiers must wear the black neck tab when wearing the short- or long-sleeved shirt with the Class A coat, or when wearing the long-sleeved shirt as an outer garment (without the Class A coat). Soldiers have the option of wearing the neck tab with the short-sleeved shirt when it is worn as an outer garment.

(2) Soldiers have the option of wearing a neck tab when they wear the short- or long-sleeved shirts with the pullover sweater or cardigan sweater. If a neck tab is worn with the pullover or cardigan sweater, Soldiers will wear the collar of the shirt inside the sweater. If no neck tab is worn with the pullover sweater, the collar is worn outside. If no neck tab is worn with the cardigan sweater, Soldiers may wear the collar inside or outside the sweater. Soldiers may wear the cardigan sweater buttoned or unbuttoned while indoors, but they must button it when outdoors.

Section II

Army Service Uniform and Dress Blue Uniform-Female

14–11. Composition

a. The female ASU/dress blue uniform consists of:

- (1) Coat, dark blue, AB 450 or AB 150 (see para 14–16).
- (2) Slacks, light blue, AB 451 or AB 151 (see para 14–17).
- (3) Skirt, dark blue, AB 450 or AB 150 (see para 14–18).
- (4) Shirt, white, short- or long-sleeved (see para 14–19).
- (5) Neck tab (see para 20–17).
- (6) Undergarments (see para 20–28).
- (7) Belt (see paras 20–2*b* and *c*).
- (8) Headgear (see paras 4–10*b* and 14–20).
- (9) Footwear (see para 20–23).
- (10) Socks or stockings (see para 20–24).

b. The variations of the female ASU/dress blue uniform consist of:

(1) The Army (blue) Class A service uniform includes the Army blue coat, slacks or skirt, white short- or long-sleeved shirt, and a black neck tab (see figs 14–8 through 14–13). For accessories and other items authorized for wear on the Class A (blue) service uniform, see para 14–12, below.

(2) The Army (blue) Class B uniform includes the Army blue slacks or skirt and white short- or long-sleeved shirt. Soldiers will wear a neck tab with the long-sleeved white shirt when it is worn without the Army blue (Class A) coat, as an outer garment (see figs 14–6 and 14–7). For accessories and other items authorized for wear on the Army Class B blue service uniform, see paragraph 14–12, below.

(3) The Army blue dress uniform comprises the Army blue coat and slacks or skirt, a long-sleeved white shirt, and a black neck tab. The black beret is the standard headgear for wear with this uniform. When the Army blue dress uniform is worn for evening social occasions (after retreat), headgear is not required. Combat boots and organizational items (such as MP accessories) are not authorized for wear with the Army blue dress uniform. All other accessories and insignia that are authorized for wear with the Class A service uniform are authorized for wear on the Army blue dress uniform (see para 14–12).




Figure 14-8. Army service and dress blue uniform, female




Figure 14-9. Army service/dress blue uniform, general officer, female




Figure 14-10. Army service/dress blue uniform, officer, female




Figure 14-11. Army service/dress blue uniform, warrant officer, female




Figure 14-12. Army service/dress blue uniform, noncommissioned officer, female




Figure 14–13. Army service/dress blue uniform, enlisted, female

14-12. Accessories

The following accessories are normally worn with the female Army Service/dress blue uniform.

- a. Belt, black web, with brass tip (see para 20-2b).
- b. Boots, combat, black leather (only when bloused slacks are authorized; not authorized with dress uniform) (see para 20-3b).
- c. Buckle, solid brass (see para 20-2c).
- d. Buttons (see para 20-4).
- e. Cape (only officers may wear with the dress version of the uniform) (see para 20-5).
- f. Chaplain's apparel (see para 20-6).
- g. Coat, black all-weather (see para 20-7).
- h. Gloves.
 - (1) Black, leather, unisex, dress (only when worn with the Class A, dress uniform, black all-weather coat, or windbreaker) (see para 20-11b).
 - (2) White, dress (only worn with the dress version of the uniform) (see para 20-11c).
- i. Handbags (see para 20-12).
- j. Hat, drill sergeant (not authorized with the dress uniform) (see para 20-13a).
- k. Judge's apparel (see para 20-14).
- l. Military police accessories (not authorized with the dress uniform) (see para 20-15).
- m. Scarf, dress, black (only with black all-weather coat or windbreaker) (see para 20-21a).
- n. Shirt, white (see para 14-19).
- o. Shoes (see paras 20-23a).
 - (1) Oxford, black, female (not authorized with the dress uniform) (see para 20-23a).
 - (2) Pumps, black (see para 20-23f).
- p. Socks (see para 20-24).
 - (1) Tan, green, or black (worn with boots only) (see para 20-24a).
 - (2) Black, dress (see para 20-24b).
 - (3) Stockings, sheer (see para 20-24d).
- q. Sweater, cardigan, black, unisex (see para 20-26a).
- r. Sweater, pullover, black, unisex (see para 20-26c).
- s. Umbrella, black (see para 20-27).
- t. Windbreaker, black (only with Class B uniform) (see para 20-30).

14-13. Materials

The coat, slacks, and skirt of the ASU/dress blue uniform consists of the following materials and shades:

- a. *Coat and trousers.*
 - (1) 55/45% polyester/wool serge, 9.5-10.5 ounce, Army Blue 450 or Army Blue 451.
 - (2) 55/45% polyester/wool tropical, 9 ounce, Army Blue 450 or Army Blue 451.
 - (3) 55/45% polyester/wool gabardine, 10.6 ounce, Army Blue 450 or Army Blue 451.
 - (4) 55/45% polyester/wool elastique, 13.5 ounce, Army Blue 450 or Army Blue 451.
 - (5) 100% wool elastique, 16 ounce, Army Blue 450 or Army Blue 451.
 - (6) 100% polyester, 7.2 ounce, Army Blue 450 or Army Blue 451.
- b. *General officers.* The coat and trousers will be made in the same material and shade, dark blue, Army shade 150 or 450.
- c. *Other officers and enlisted personnel.* The skirt will be made in the same material as the coat. The slacks will be made in the same material as the coat, except the color will be light blue, in Army shade 151 or 451.
- d. *Headgear, service cap (optional).* The service cap will be made in the same material and shade as the coat, except that officers also are authorized to wear the service cap in fur felt, 9-ounce weight, dark blue, Army shade 250.
- e. *Braid.* The gold braid on the trousers shall be 100% polyester produced by a certified braid supplier.
- f. *Shirts, female, long and short sleeve.* Issue tuck-in shirts are 65/35% polyester/cotton blend in a herringbone weave with stretch, approximately 4.5 ounce weight, with a durable press and soil release finish, in shade Army White 521. The optional overblouses are 65/35% polyester/cotton blend in a herringbone weave, approximately 5 ounce weight, with a durable press and soil release finish, in shade Army White 521.

14–14. Insignia, accouterments, decorations, badges, unit awards and appurtenances

a. The following insignia and accouterments are authorized for wear on the Army Service/dress blue uniform:

- (1) Aiguillette, service (officers only) (not authorized on the Class B uniform) (see para 21–26).
- (2) Airborne background trimming (see para 21–32*b*).
- (3) Branch of service scarves (not authorized on the dress uniform) (see para 21–20).
- (4) Branch insignia (not authorized on the Class B uniform) (see paras 21–9 through 21–13).
- (5) Brassards (not authorized on the dress uniform) (see para 21–30).
- (6) Decorations and service medal ribbons (see paras 22–7, 22–8, and 22–9).
- (7) Distinctive items for infantry personnel (see para 21–31).
- (8) Distinctive unit insignia (see para 21–22).
- (9) Foreign badges (see para 22–18).
- (10) Fourragere/lanyards (not authorized on the Class B uniform) (see para 22–10*d*).
- (11) Gold Star Lapel Button (para 22–6*c*).
- (12) Headgear insignia (see para 21–3).
- (13) Insignia of grade (see paras 21–5 through 21–8).
- (14) Insignia representing regimental affiliation (optional) (see para 21–24).
- (15) Officer candidate school (OCS)/warrant officer candidate (WOC) insignia (see paras 21–14 and 21–15).
- (16) Nameplate (see para 21–25*c*).
- (17) Organizational flash (see para 21–32*a*).
- (18) Overseas service bars (not authorized on the Class B uniform) (see para 21–29).
- (19) Service stripes (enlisted personnel only; not authorized on the Class B uniform) (see para 21–28).
- (20) Unit awards (see para 22–10).
- (21) U.S. badges (ID, marksmanship, combat, and special skill) (see paras 22–12, 22–15, 22–16, and 22–17).
- (22) U.S. insignia (not authorized on the Class B uniform) (see para 21–4).

Note. The leader's identification insignia is not authorized to be worn on the blue service or dress uniform.

b. The following insignia and accouterments are authorized for wear on the blue Class B uniform:

- (1) Same items listed in paragraph 14–14*a*, with the exception of the DUI, branch, and U.S. insignia, and sew-on insignia.
- (2) The DUI is authorized for wear on the black pullover sweater. If no DUI is authorized, then the RDI is worn (see para 21–23*b*). Recruiters will wear the recruiting badge in lieu of the DUI or RDI.

14–15. General guidelines

a. The skirt is worn no shorter than 1 inch above, or longer than 2 inches below, the crease in the back of the knee.

b. The black scarf and the black leather dress gloves are authorized for wear with the black all-weather coat. Personnel may wear white gloves with the basic uniform. Females may carry the black leather handbag during duty or after duty hours; they may carry the black fabric handbag only after duty hours, however. Black pumps and sheer stockings are the authorized footwear for this uniform. After duty hours, personnel may wear the black fabric pumps with this uniform.

c. Enlisted personnel assigned to units authorized by CTA 50–900 to wear the Army blue uniform as an organizational uniform (such as TOE bands, selected honor guards, and other ceremonial units) may wear DUI, MP accessories, and other items authorized by CTA 50–900, when prescribed by the commander.

d. Soldiers who possess the old version of the Army blue coat will wear one branch and one U.S. insignia on the collar. Those who possess the new version of the Army blue coat will wear their insignia as they do on the Army green coat (see paras 21–4 and 21–12).

e. The service dress tropical uniform (Class B with ribbons) is an equivalent Class A or dress uniform for hot weather wear. It serves as appropriate wear for parades, ceremonies, reviews (when special honors are being paid), and official visits of U.S. Foreign Dignitaries. The uniform is intended for seasonal hot weather wear only and is not appropriate for wear outside of hot climates. Local commanders will determine the conditions for wear of this uniform. The female service dress tropical uniform consists of the white, short-sleeved, service uniform shirt (standard issue or lay-flat collar) with accouterments as worn on the jacket, without neck tab, and with either ASU low waist slacks or ASU skirt. In lieu of wearing all authorized ribbons, Soldiers have the option of wearing only three authorized ribbons. Selected ribbons must be worn in order of precedence (for example, Silver Star, Bronze Star, and Purple Heart). Badges and insignia currently authorized for wear on the ASU are authorized to be worn on this variation of the uniform.

f. In lieu of wearing all authorized ribbons, Soldiers have the option of wearing three authorized ribbons on the service uniform shirt. Selected ribbons must be worn in order of precedence (for example, Silver Star, Bronze Star, and Purple Heart).

14–16. Coat, Army blue

a. Design. The coat will be made from an approved specification or pattern.

b. General description. The coat is a single-breasted, four-button, hip-length coat with two slanted flap front pockets, button-down shoulder loops, notched collar, and side-body construction.

c. Shoulder buttons.

(1) Officers authorized to wear an aiguillette will attach a 21-ligne button on the left or right outside shoulder seam of the Army blue coat, depending upon the position in which the aiguillette is worn.

(2) Officers authorized to wear a fourragere will attach a 21-ligne button on the left shoulder seam, 1/2 inch outside the collar edge.

d. Shoulder ornamentation and insignia.

(1) Shoulder straps for officers. (See para 21–8 for ornamentation and insignia.)

(2) Shoulder loops for enlisted personnel.

(a) A shoulder loop of the same material as is used for the coat is attached to each shoulder.

(b) The loop is 2 1/2 inches wide at the outside shoulder edge, 1 1/2 inches wide at the inside collar edge, and piped all around with gold-colored nylon or rayon cord edge braid, 1/8 inch wide. The braid is inserted in the joining seams so it is completely visible around each loop. The loop is sewn on the outside shoulder seam and extends to a point approximately 1/2 inch from the inside collar seam. The loop has a buttonhole 3/8 inch from the inside edge of the braid, which is buttoned to the shoulder with a 25-ligne button.

e. Coat sleeve ornamentation. Ornamental braid is worn on both sleeves of the Army blue coat. Gold bullion, synthetic metallic gold, or gold-colored nylon or rayon braid is authorized for officers. Gold-colored nylon or rayon braid is authorized for enlisted personnel. The braid on the slacks and the coat sleeve will be of the same material. The bottom of the braid is positioned parallel to, and 3 inches above, the bottom of each sleeve as follows:

(1) General officers have one, 1 1/2 inch gold braid on each sleeve.

(2) For all other officers, each sleeve has a 3/4-inch braid consisting of two, 1/4-inch gold braids placed 1/4 inch apart on silk material, of the first-named color of their basic branch.

(3) Enlisted personnel have a 1/8-inch soutache braid of gold-colored nylon or rayon on each sleeve.

14–17. Slacks, Army blue

a. Design. The slacks will be made from an approved specification or pattern.

b. General description. The slacks are straight-legged with slightly flared bottoms and a zipper front closure on the center front. The slacks have two side pockets.

c. Slack leg ornamentation. Ornamental braid is worn on each outside seam of the slack leg, from the bottom of the waistband to the bottom of slack leg, as follows:

(1) General officers have two, 1/2 inch two-vellum gold, synthetic metallic gold, or gold-colored nylon or rayon braids, spaced 1/2 inch apart.

(2) All other officers have one, 1 inch two-vellum gold, synthetic metallic gold, or gold-colored nylon or rayon braid.

(3) Enlisted personnel (corporal and above) have one, 1 inch gold-colored nylon or rayon braid.

(4) Enlisted personnel (specialist and below) wear no ornamentation on the outside of the seam of the slack leg.

d. Social functions. Personnel will not wear the Army blue slacks for social functions. They are approved for wear by selected females (such as, but not limited to, band, honor guard, and female chaplains) in the performance of their daily duties where the Army blue uniform slacks are more appropriate than the Army blue skirt.

14–18. Skirt, Army blue

a. Design. The skirt will be made from an approved specification or pattern.

b. General description.

(1) *Issue skirt.* The skirt is a dress type, with a one piece set-on waistband, zipper closure at center back, a waistband extension piece on left side of waistband closure, a rubberized nonslip tape on inside of waistband, a back slide fastener, two front and two back darts, an on seam waistband pocket on the right front (with pocket opening on outside of the skirt), a back open pleat finishing right over left. The lining is free hanging full lining, attached to the skirt at the waistband with a closed inverted pleat in the lining. It is designed to fit smoothly, but not tightly around the hips, seat and waist, with a slight fullness for comfort.

(2) *Optional skirt.* The skirt is a dress type, knee length with a three piece front and a three piece back, slightly flared, with a waistband and zipper closure on the left side. It is designed to fit smoothly, but not tightly around the hips, seat, and waist, with a slight fullness for comfort.

14–19. Shirt, Army White 521

a. Design. The shirt will be made from an approved specification or pattern.

b. General description.

(1) *Issue shirt.* The shirt is a tuck-in design, long and short sleeves. It has a two piece front with princess style seams and a one piece back. The shirt has a convertible collar with collar stays attached to the undercollar. The shirt has two button-down tapered shoulder loops. The long sleeve shirt has bound sleeve openings, sleeve pleats, and cuffs with two buttons for adjustment. Each shirt has three permanent creases on the back of the shirt.

(2) *Optional shirt.* The overblouse is a long or short sleeve, semi-fitted hit length style with front princess seams and a three piece back. The overblouse has shoulder loops, convertible collar, and a six button front.

14–20. Service hat, Army blue (female only)

a. Design. The hat will be made from an approved specification or pattern.

b. General description. The hat has an oval-shaped crown, an all-over stiched brim rolled back and straight at front. Hat insignia is worn centered and secured through the hatband. (See para 21–3 for a description of insignia wear.) There are two different hat designs:

(1) Embroidered brims for wear by general officers.

(2) Plain brims for wear by all other officers and enlisted personnel.

c. Hatband. The detachable hatband has three rows of stitching of matching thread at the top of the band, elastic back, and ornamentation, as follows:

(1) *General officers (optional purchase).* The hat has two arcs of oak leaves, grouped in twos, embroidered in synthetic metallic gold. The hatband also has a 1/4 inch wide, synthetic gold braid sewn along the bottom edge of the hatband.

(2) *General and field grade officers.* The hat has two arcs of laurel leaves grouped in twos, embroidered in gold bullion, synthetic metallic gold-colored braid, or gold-colored nylon or rayon braid.

(3) *Company grade officers and warrant officers.* The hat has a band of 1/2 inch, two-vellum gold, gold-colored synthetic metallic braid, or gold-colored nylon or rayon braid, placed on the bottom edge of the hatband.

(4) *Enlisted personnel.* There is no ornamentation on the hatband.

d. Wear.

(1) Corporals and above may wear the service hat as an optional headgear with the blue uniform. The beret is the primary headgear worn with the service uniform by all Soldiers unless the Commander directs wear of the service cap (for corporal and above).

(2) Personnel are not required to wear headgear when wearing the Army blue uniform to evening social functions (after retreat). However, on all other occasions personnel will wear headgear with this uniform.

e. Proper wear position. The service hat is worn straight on the head so that the hatband creates a straight line around the head, parallel to the ground. Hair will not be visible below the front brim of the hat, and there should be 1/2 to 1 inch distance between the eyebrow and the brim of the hat.

Chapter 15 Maternity Service Uniform

15–1. Classification

The maternity service uniforms authorized for wear are classified as:

a. The Army green maternity uniform (may only be worn if issued). The wear-out date for this uniform is 30 September 2015. It may be worn in the same manner as the blue maternity uniform described in this chapter, but the green and blue uniforms may not be mixed.

b. The ASU blue maternity uniform (see para 15–2b). The mandatory possession date of this uniform, as required by pregnant female Soldiers, is 1 October 2015.

15–2. Composition

a. The female maternity service/dress blue uniform consists of:

(1) Tunic, Army blue (see para 15–7).

(2) Slacks, Army blue (see para 15–8).

(3) Skirt, Army blue (see para 15–9).

(4) Shirt, white, short- or long-sleeved (see para 15–10).

(5) Neck tab (see para 20–17).

(6) Undergarments (see para 20–28).

(7) Headgear (see para 4–10b).

(8) Footwear.


(9) Socks or stockings (see para 20–24b or d).

b. The variations of the maternity ASU/dress blue uniform consist of:

(1) The maternity Army (blue) Class A service uniform includes the Army blue tunic, slacks or skirt, white short- or long-sleeved shirt, and a black neck tab (see fig 15-1). For accessories and other items authorized for wear on the Class A (blue) service uniform, see paragraph 15-3.

(2) The maternity Army (blue) Class B uniform includes the Army blue slacks or skirt and white short- or long-sleeved shirt. Soldiers will wear a neck tab with the long-sleeved white shirt (see fig 15-2). For accessories and other items authorized for wear on the Army Class B blue service uniform, see paragraph 15-3.

(3) The Army blue maternity service uniform is an optional dress uniform for all female enlisted personnel during pregnancy. It comprises the Army blue tunic and slacks or skirt, a long-sleeved white shirt, and a black neck tab. The black beret is the standard headgear for wear with this uniform. When the maternity Army blue dress uniform is worn for evening social occasions (after retreat), headgear is not required. Combat boots and organizational items (such as brassards and MP accessories) are not authorized for wear with the maternity Army blue dress uniform. All other accessories and insignia that are authorized for wear with the Class A service uniform are authorized for wear on the maternity Army blue dress uniform (see paras 15-3 and 15-5).

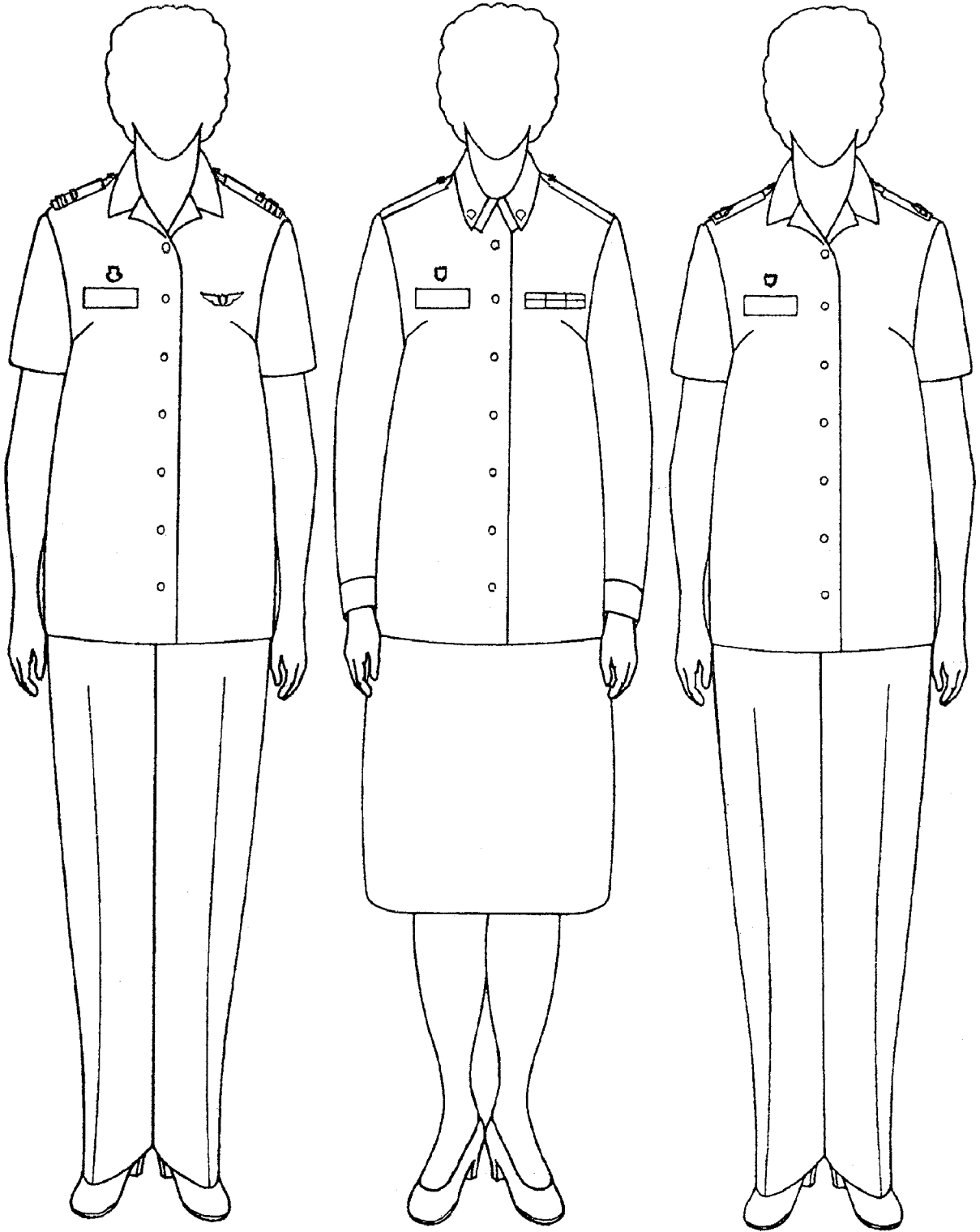


**Class A uniform, enlisted,
shoulder marks**

**Class A uniform, enlisted,
pin-on insignia**

**Class A uniform, officer,
shoulder marks**

Figure 15-1. Maternity service uniform, Class A



**Class B uniform, officer,
shoulder marks**

**Class B uniform, enlisted,
pin-on insignia**

**Class B uniform, enlisted,
shoulder marks**

Figure 15-2. Maternity service uniform, Class B

15-3. Accessories

The following accessories are normally worn with the maternity Army Service/dress blue uniform.

- a.* Boots, combat, black leather (only when bloused trousers are authorized; not authorized with the dress uniform) (see para 20-3*b*).
- b.* Chaplain's apparel (see para 20-6).
- c.* Coat, black all-weather (see para 20-7).
- d.* Gloves, black, leather, unisex, dress (only when worn with the Class A, Army enlisted green dress uniform, black all-weather coat, or windbreaker) (see para 20-11*b*).
- e.* Handbags (see para 20-12).
- f.* Hat, drill sergeant (not authorized with the dress uniform) (see para 20-13*a*).
- g.* Judge's apparel (see para 20-14).
- h.* Scarf, dress, black (only with black all-weather coat or windbreaker) (see para 20-21*a*).
- i.* Shirt, long- and short-sleeved (white shirt only worn with the enlisted Army green dress uniform or blue service and dress uniforms) (see para 15-10).
- j.* Shoes (see paras 20-23).
 - (1) Oxford, black, female (not authorized with the enlisted Army green dress uniform) (see para 20-23*a*).
 - (2) Pumps, black (see para 20-23*f*).
- k.* Socks (worn with the slacks only) (see para 20-24).
 - (1) Tan, green, or black (worn with boots only) (see para 20-24*a*).
 - (2) Black, dress (worn with slacks only) (see para 20-24*b*).
 - (3) Stockings, sheer (see para 20-24*d*).
- l.* Sweater, cardigan, black, unisex (see para 20-26*a*).
- m.* Sweater, pullover, black, unisex (see para 20-26*c*).
- n.* Umbrella, black (see para 20-27).
- o.* Windbreaker, black (only with Class B uniform) (see para 20-30).

15-4. Materials

The skirt, slacks, and tunic are all made of 100 percent, texturized polyester. The skirt tunic will be blue 450 and the slacks will be blue 451.

15-5. Insignia, accouterments, decorations, badges, unit awards and appurtenances

The following insignia and accouterments are authorized for wear on the maternity blue uniform:

- a.* Aiguillette, service (officers only) (not authorized on the Class B uniform) (see para 21-26).
- b.* Branch of service scarves (not authorized on the maternity Army blue dress uniform) (see para 21-20).
- c.* Fourragere/lanyards (not authorized on the Class B uniform) (see para 22-10*d*).
- d.* Insignia of grade (see paras 21-5 through 21-8).
- e.* Headgear insignia (see para 21-3).
- f.* Distinctive unit insignia (see para 21-22).
- g.* Regimental distinctive insignia (see para 21-23).
- h.* Nameplate (see para 21-25*c*).
- i.* Organizational flash (see para 21-32*a*).
- j.* Airborne background trimming (see para 21-32*b*).
- k.* Decorations and service medal ribbons (see paras 22-7 through 22-9).
- l.* Unit awards (see para 22-10).
- m.* U.S. badges (ID, marksmanship, combat, and special skill) (see paras 22-14 through 22-17).
- n.* Foreign badges (see para 22-18).

15-6. General guidelines

a. When a specific service uniform is not prescribed for formations or other occasions when uniformity in appearance is required, Soldiers may wear the Class A or any of the variations of the Class B uniform, with the accessories authorized for these uniforms. Those awards and decorations that cannot be worn properly because of size or configuration will not be worn on the maternity shirt. Commanders will not require the wear of optional items (such as cardigan sweaters) unless such items are provided to the Soldier without cost.

b. This uniform is worn with the maternity shirt outside the skirt and slacks, with or without the maternity tunic. Pregnant Soldiers may wear the black, all-weather coat unbuttoned, if necessary.

c. Only Soldiers authorized to wear the tan, green, or maroon beret, those assigned to air assault coded positions, and MPs performing MP duties may wear bloused slacks with black leather combat boots.

15-7. Tunic, Army blue, maternity

The tunic is hip length with a V-neck design, pockets at the side seams, and pleats that form below the bustline.

15-8. Slacks, Army blue, maternity

a. *General description.* The slacks are straight legged, with an elastic waistband and nylon-knitted, stretch-front panel.

b. *Slack leg ornamentation.* Ornamental braid is sewn on each outside seam of the slack leg, from the bottom of the waistband to the bottom of the slack leg. General officers' each slack leg has two, 1/2-inch wide, golden-lite nylon braid, sewn 1/2 inch apart. Other officers and noncommissioned officers have a 1-inch wide, golden-lite nylon braid on each slack leg. The slack leg is plain for enlisted personnel (specialist and below).

15-9. Skirt, Army blue, maternity

The skirt is knee-length, with an elastic waistband and a nylon-knitted, stretch-front panel.

15-10. Shirt, long- and short-sleeved, maternity

a. A stretch herringbone cloth treated with durable press and soil-release finishes, 65/35 polyester and cotton, white 521, in long- and short-sleeved versions. The shirt has an eight-button front, a straight-cut bottom, and turndown-style collars with shoulder loops.

b. Personnel may wear the short-sleeved shirt with or without the black neck tab. Soldiers will wear the long-sleeved shirt with a black neck tab when it is worn with or without the tunic. Soldiers may not starch or bleach the shirts.

c. Soldiers have the option of wearing a neck tab when they wear the short- or long-sleeved shirts with the cardigan sweater. If a neck tab is worn, Soldiers will wear the collar of the shirt inside the sweater. If no neck tab is worn, Soldiers may wear the collar inside or outside the sweater. Soldiers may wear the cardigan sweater buttoned or unbuttoned while indoors; outdoors, pregnant Soldiers may wear the cardigan unbuttoned.

Chapter 16

Blue Mess Uniforms-Male

16-1. Classification

The blue mess uniforms authorized for wear are classified as:

- a. The Army blue mess uniform (see para 16-2b(1)).
- b. The Army evening mess uniform (see para 16-2b(2)).

16-2. Composition

a. The blue mess uniforms referred to in paragraph 16-1 consist of:

- (1) Jacket, blue mess (see para 16-7).
- (2) Trousers, blue mess (see para 16-8).
 - (a) Light blue.
 - (b) Dark blue (general officers only).
- (3) Shirt.
 - (a) White, semiformal, dress, male mess (see para 22-21d).
 - (b) White, formal, shirt, male evening mess (see para 20-22e).
- (4) Necktie
 - (a) Bow, black, dress or mess (see para 20-18c).
 - (b) Bow, white, evening mess (see para 20-18d).
- (5) Vest, white, male (see para 20-29).
- (6) Cummerbund.
 - (a) Black (see para 20-10).
 - (b) White (see para 20-10).
- (7) Undergarments (see para 20-28).
- (8) Shoes, oxford, black, male (see para 20-23c).

(9) Socks, dress black (see para 20-24*b*).

(10) Undershirt. (see para 20-28*f*).

b. The variations of the blue mess uniform consist of:

(1) The Army blue mess uniform comprises the Army blue jacket, dark- or light-blue high-waisted trousers, white semiformal dress shirt with a turndown collar, black bow tie, and black cummerbund (see figs 16-1 and 16-3).

(2) The Army blue evening mess uniform comprises the Army blue jacket, dark- or light-blue high-waisted trousers, white formal dress shirt with a wing collar, white vest, and white bow tie (see fig 16-2).




Figure 16-1. Army blue mess uniform, general officers




Figure 16-2. Army blue evening mess uniform, other officers




Figure 16-3. Army blue mess uniform, enlisted

16-3. Accessories

The following accessories are normally worn with the blue mess uniform.

- a. Buttons (see para 20-4).
- b. Cape (officers only) (see para 20-5).
- c. Coat, black, all-weather (see para 20-7).
- d. Cuff links and studs (see para 20-9).
 - (1) Gold (blue mess only) (see para 20-9b(2)).
 - (2) White (blue evening mess only) (see para 20-9b(1)).
- e. Gloves (see para 20-11).
 - (1) Black, leather, unisex, dress (only when the black all-weather coat is worn) (see para 20-11b).
 - (2) White, dress (see para 20-11c).
- f. Neckties (see para 20-18).
 - (1) Black, bow (blue mess only) (see para 20-18a).
 - (2) White, bow (blue evening mess only) (see para 20-18b).
- g. Scarf, black (see para 20-21a).
- h. Shirts, white (see para 20-22).
 - (1) Semiformal, dress (see para 20-22d).
 - (2) Formal (see para 20-22e).
- i. Shoes, oxford, black (see para 20-23).
- j. Socks, black (see para 20-24b).
- k. Suspenders (see para 20-25).
- l. Umbrella, black (see para 20-27).
- m. Undergarments, white (see para 20-28).

16-4. Materials

The blue mess uniform will be made of the following:

- a. Jacket.
 - (1) Wool barathea, dark blue, 14-ounce weight, Army shade 150.
 - (2) Wool gabardine, dark blue, 11- or 14.5-ounce weight, Army shade 150.
 - (3) Wool elastique, dark blue, 15-ounce weight, Army shade 150.
 - (4) Wool tropical, dark blue, 9-ounce weight, Army shade 150.
 - (5) Polyester and wool blend gabardine, dark blue, 9.5-ounce weight, Army shade 450.
 - (6) Polyester and wool blend fabric in plain weave, dark blue, 9.5-ounce tropical weight, Army shade 450.
 - (7) Polyester and wool elastique, 13.5 ounce, Army shade 450
- b. Trousers.
 - (1) *General officers*. The trousers will be made in the same material and shade (dark blue) as the jacket.
 - (2) *Other officers and enlisted personnel*. The trousers will be made in the same material as the jacket, except the color will be light blue, Army shade 151 or 451.
 - (3) *Braid*. The gold braid on the trousers is 100% polyester produced by a certified braid supplier.

16-5. Insignia, accouterments, decorations, badges, unit awards and appurtenances

The following insignia and accouterments are authorized for wear on the blue mess uniforms:

- a. Aiguillette, dress (officers only) (see para 21-27).
- b. Insignia.
 - (1) Branch insignia (see paras 21-10 and 21-13a).
 - (2) Grade insignia (see paras 21-5 through 21-7).
 - (3) Insignia representing regimental affiliation (see para 21-24).
- c. Service stripes (enlisted personnel only) (see para 21-28).
- d. Decorations and service medals, miniature (see para 22-8).
- e. U.S. badges (combat and special skill, dress miniature, and ID) (see paras 22-16 and 22-17).

16-6. General guidelines

a. The blue mess uniform is worn for black-tie functions and corresponds to a civilian tuxedo. The blue evening mess uniform is the most formal uniform worn by Army personnel and corresponds to the civilian "white tie and tails."

b. Personnel may wear the black dress gloves, black scarf, and the black all-weather coat. Personnel may wear white gloves with the basic uniforms. The black oxford shoes with black socks are the only authorized footwear for these uniforms.

16-7. Jacket, Army blue mess

a. *Design.* The jacket will be made from an approved specification or pattern.

b. *General description.* The jacket, which is cut on the lines of an evening dress coat, descends to the point of the hips and is slightly curved to a peak in back and in front. Two 25-ligne buttons, joined by a small gold or gold-colored chain about 1 1/2 inches long, are worn in the upper buttonholes. The shoulders have a device for attaching shoulder knots on officer uniforms.

c. *Lapels.* The lapels of the Army blue jacket are rayon, acetate, or other synthetic fabric with a satin face in the following colors:

- (1) General officers, except chaplains: dark blue.
- (2) All chaplains: black.
- (3) All other officers: the first-named color of their basic branch of service (see para 20-19).
- (4) Enlisted personnel: dark blue.

d. *Shoulder knots.* (Officers only) (see fig 16-4).

(1) *General description.* The shoulder knot is made from 1/4 inch diameter cord, of gold bullion, synthetic metallic gold, or gold-colored nylon or rayon. The shoulder knot is formed of four plaits composed of three cords interlaced as one, and rounded at the top with a gold 20-ligne button positioned in the upper end of the knot. The knot is no more than 5 1/2 inches in length and 2 1/2 inches in width, conforming to the shoulder, and stiffened on the underside with a flexible backing, covered with dark blue or black cloth. The flexible backing has an attachment that is suitable for fastening it to the shoulders of the jacket (see fig 16-4).

(2) *How worn.* Officers wear the shoulder knots attached to the shoulders of the Army blue jacket.




Figure 16-4. Shoulder knot

e. *Sleeve ornamentation.*

(1) General officers wear a cuff of blue-black velvet braid 4 inches in width, positioned 1/8 inch from the bottom edge of each sleeve. A band of oak leaves in groups of two, 1 inch in width, are embroidered on each cuff of braid, 1 inch below the upper edge, in gold bullion, synthetic metallic gold, or gold-colored nylon or rayon. General officer grade insignia is centered on the outside sleeve 1 inch above the upper edge of the cuff braid. When general officers wear their branch insignia, it is centered on the outside of the sleeves, 1 inch above the upper edge of the cuff braid. Grade insignia is positioned 1 inch above the branch insignia. If branch insignia is worn, general officers will wear the

nonsubdued, metal pin-on insignia. Grade insignia is embroidered silver bullion. General officer stars are 1 inch in diameter and are worn with one point facing upward. The following describes general officer stars:

(a) General insignia is four stars, with 1 1/4 inches between the midpoints, and with the stars centered horizontally on the outside of the sleeves (see fig 16-5).

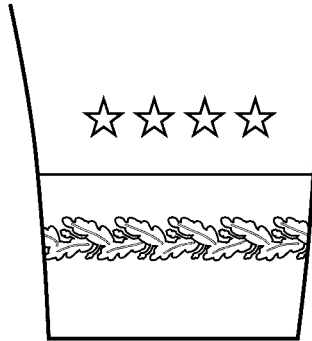


Figure 16-5. Sleeve ornamentation, blue mess, general

(b) Lieutenant general insignia is three stars, with 1 3/8 inches between the midpoints, and with the middle star centered horizontally on the outside of the sleeves (see fig 16-6).

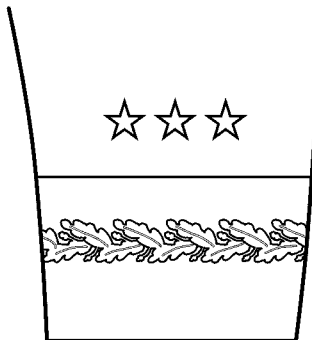


Figure 16-6. Sleeve ornamentation, blue mess, lieutenant general

(c) Major general insignia is two stars, with 2 inches between the midpoints and with the stars centered horizontally on the outside of the sleeves (see fig 16-7).

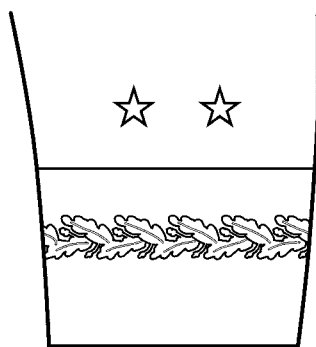


Figure 16-7. Sleeve ornamentation, blue mess, major general

(d) Brigadier general insignia is one star centered horizontally on the outside sleeves (see fig 16-8).

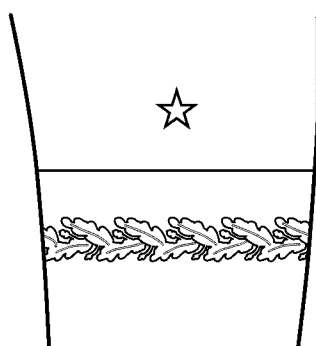


Figure 16-8. Sleeve ornamentation, blue mess, brigadier general

(2) Other commissioned and WOs wear a 3/4 inch braid consisting of two 1/4 inch, two-vellum gold, synthetic metallic gold, or gold-colored nylon or rayon braids, placed on each sleeve 1/4 inch apart on a silk stripe of the first-named color of their basic branch. The bottom of the braid is positioned parallel to, and 3 inches above, the bottom edge of each sleeve. A trefoil is attached to the upper edge of the braid on each sleeve. It consists of a knot composed of three loops, one large upper loop and two small lower loops of 1/4 inch gold, synthetic metallic gold, or gold-colored braid, interlaced at the points of crossing, with the ends of the knots resting on the sleeve braid. Officer grade insignia (nonsubdued pin-on or embroidered silver bullion) is worn vertically in the center of the space formed by the lower curves of the knot and the upper edge of the braid (see figs 16-9 and 16-10).

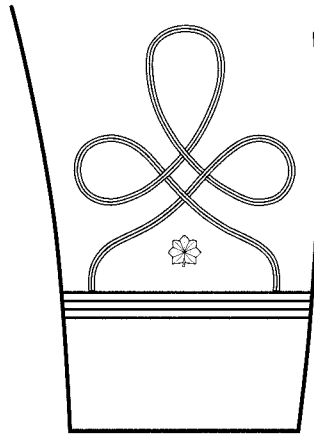


Figure 16-9. Sleeve ornamentation, blue mess, field and company grade officers

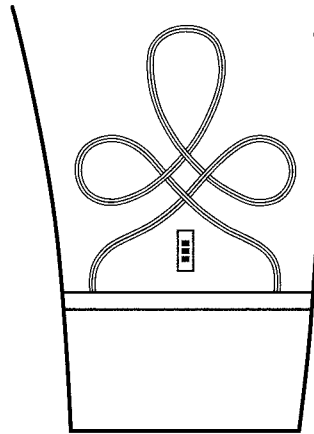


Figure 16-10. Sleeve ornamentation, blue mess, warrant officers

(3) Previously authorized sleeve ornamentation (which consists of the sleeve band, the branch insignia centered in the space formed by the lower curves of the trefoil and the upper edge of the sleeve band, and the number of trefoils appropriate to the specific grade of the wearer) is authorized for wear for the life of the jacket. This option is for commissioned officers only, and it applies only to jackets purchased prior to 11 August 1975. This ornamentation is not authorized for jackets purchased after 11 August 1975.

(4) Enlisted personnel wear a 1/8 inch soutache braid of gold-colored nylon or rayon, 3 inches above the bottom of each sleeve (see fig 16-11).

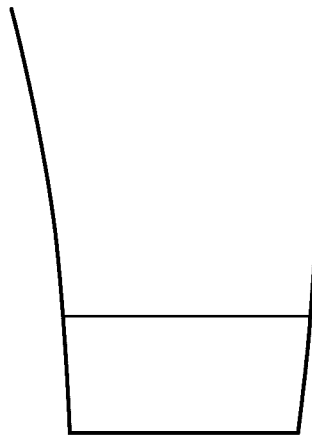


Figure 16–11. Sleeve ornamentation, blue mess, enlisted

16–8. Trousers, Army blue mess

a. Design. The trousers will be made from an approved specification or pattern.

b. General description. The blue trousers are cut along the lines of civilian dress trousers, with a high waist and without pleats, cuffs, or hip pockets. Personnel will wear only the high-waisted trousers with these uniforms. Suspenders are authorized for wear, but they may not be visible when worn.

c. Trousers leg ornamentation. The trousers leg ornamentation consists of an ornamental braid worn on the outside seam of the trousers leg, from the bottom of the waistband to the bottom of the trousers leg, as follows:

(1) General officers have two, 1/2 inch, two-vellum gold, synthetic metallic gold, or gold-colored nylon or rayon braids, spaced 1/2 inch apart.

(2) All other officers and enlisted personnel have one, 1 1/2 inch, two-vellum gold, synthetic metallic gold, or gold-colored nylon or rayon braid.

Chapter 17 Blue Mess Uniforms-Female

17–1. Classification

The female blue mess uniforms authorized for wear are classified as:

- a.* The Army blue mess uniform (see para 17–2*b*(1)).
- b.* The Army evening mess uniform (see para 17–2*b*(2)).

17–2. Composition

a. The female blue mess uniform is comprised of:

- (1) Jacket, blue (see para 17–7).
- (2) Skirt (see para 17–8).
 - (a)* Blue, knee-length.
 - (b)* Blue, full-length.
- (3) Shirt, white, formal, female mess (see para 20–22*b*).
- (4) Neck tab, black, dress (see para 20–17*a*).
- (5) Cummerbund, black (see para 20–10*a*).
- (6) Shoes, pumps, black (see paras 20–23*f* and 20–23*g*).
- (7) Stockings, sheer (see para 20–24*d*).
- (8) Undergarments (see para 20–28).

b. The variations of the blue mess uniform consist of:

(1) The Army blue mess uniform comprises the Army blue jacket, the Army blue knee-length skirt, the formal white blouse with black dress neck tab, and the black cummerbund (see figs 17–1 and 17–2).

(2) The Army blue evening mess uniform comprises the Army blue jacket, the Army blue full-length skirt, the formal white blouse with black dress neck tab, and the black cummerbund (see fig 17-3).




Figure 17-1. Army blue mess uniform, general officers, female




Figure 17-2. Army blue mess uniform, enlisted




Figure 17-3. Army blue evening mess uniform, other officers

17-3. Accessories

The following accessories are normally worn with the female blue mess uniform.

- a. Buttons (see para 20-4).
- b. Capes (officers only) (see para 20-5).
- c. Coat, black, all-weather (see para 20-7).
- d. Gloves (see para 20-11).
 - (1) Black, leather, unisex, dress (only when the black all-weather coat is worn) (see para 20-11b).
 - (2) White, dress (see para 20-11c).
- e. Handbag, black, dress fabric (see para 20-12b).
- f. Scarf, black (see para 20-21a).
- g. Umbrella, black (see para 20-27).

17-4. Materials

The blue mess uniform will be made of the following:

- a. Wool baratheia, dark blue, 14-ounce weight, Army shade 150 or 450.
- b. Wool gabardine, dark blue, 11- or 14.5-ounce weight, Army shade 150 or 450.
- c. Wool elastique, dark blue, 15-ounce weight, Army shade 150 or 450.
- d. Wool tropical, dark blue, 9-ounce weight, Army shade 150 or 450.
- e. Polyester and wool blend gabardine, dark blue, 9.5-ounce weight, Army shade 450.
- f. Polyester and wool blend fabric in plain weave, dark blue, 9.5-ounce tropical weight, Army shade 450.
- g. Polyester and wool elastique, 13.5 ounce, Army shade 450.

17-5. Insignia, accouterments, decorations, badges, unit awards and appurtenances

The following insignia and accouterments are authorized for wear on the blue mess uniforms:

- a. Aiguillette, dress (officers only) (see para 21-27).
- b. Insignia.
 - (1) Branch insignia (see paras 21-10 and 21-13a).
 - (2) Grade insignia (see paras 21-5 through 21-7).
 - (3) Insignia representing regimental affiliation (see para 21-24).
- c. Service stripes (enlisted personnel only) (see para 21-28).
- d. Decorations and service medals, miniature (see para 22-8).
- e. U.S. badges (combat and special skill, dress miniature, and ID) (see paras 20-16 and 20-17).

17-6. General guidelines

- a. Personnel will wear knee-length mess skirts, no longer than 1 inch above or 2 inches below, the crease in the back of the knee. The blue evening mess skirt is worn full length.
- b. Personnel may wear the black dress gloves and black scarf when wearing the black all-weather coat. Personnel may wear white gloves with all uniforms. The black pumps or the black fabric pumps with sheer stockings are the authorized footwear for the blue mess and blue evening mess uniforms. (See paras 21-10d and 21-19 for information on lapel facings; see para 21-10e for information on the color of ornamentation and branch insignia for detailed officers.)
- c. No headgear is authorized for wear by female personnel with the Army blue mess or blue evening mess uniforms.
- d. There are two versions of the Army white jacket. The older version of the jacket is authorized for wear by officers only. The newer version of the jacket is authorized for wear by all females. Officers may continue to wear the older version jacket as long as it is serviceable.

17-7. Jacket, Army blue mess, female

- a. *Design.* The jacket will be made from an approved specification or pattern.
- b. *General description.* The jacket is cut along the lines of an evening dress coat, descending to the point of the hips and slightly curved to a peak in back and in front. The coat has a notched collar with a branch of service colored lapel insert and is fully lined, with an inside vertical pocket on the right side. The coat front has six gold 20-ligne buttons. Two 20-ligne buttons joined by a gold or gold-colored chain about 1 1/2 inches long are worn in the upper buttonholes. The shoulders have a device for attaching shoulder knots on officer uniforms.
- c. *Lapels.* The lapels of the Army blue jacket are rayon, acetate, or other synthetic fabric with a satin face in the following colors:

- (1) General officers, except chaplains: dark blue.
- (2) All chaplains: black.
- (3) All other officers: the first-named color of their basic branch of service (see para 21–19).
- (4) Enlisted personnel: dark blue.

d. Shoulder knots. (Officers only) (see para 16–7d).

(1) *General description.* The shoulder knot is made from 1/4-inch diameter cord of gold bullion, synthetic metallic gold, or gold-colored nylon or rayon. The shoulder knot is formed of four plaits, composed of three cords interlaced as one, and rounded at the top with a gold 20-ligne button positioned in the upper end of the knot. The knot is no more than 4 1/2 inches in length and 1 7/8 inches in width, conforming to the shoulder and stiffened on the underside with a flexible backing, covered with dark blue or black cloth. The flexible backing has an attachment that is suitable for fastening it to the shoulders of the jacket.

(2) *How worn.* Officers wear the shoulder knots attached to the shoulders of the Army blue jacket.

e. Sleeve ornamentation.

(1) General officers wear a cuff of blue-black velvet braid, 4 inches in width, positioned 1/8 inch from the bottom edge of each sleeve. A band of oak leaves in groups of two, 1 inch in width, are embroidered on each cuff of braid, 1 inch below the upper edge, in gold bullion, synthetic metallic gold, or gold-colored nylon or rayon. General officer grade insignia is centered on the outside of the sleeve, 1 inch above the upper edge of the cuff braid. When general officers wear their branch insignia, it is centered on the outside of the sleeves 1 inch above the upper edge of the cuff braid. Grade insignia is positioned 1 inch above the branch insignia. If branch insignia is worn, general officers will wear the nonsubdued, metal pin-on insignia. Grade insignia is embroidered silver bullion. General officer stars are 1 inch in diameter and are worn with one point facing upward. The following describes general officer stars:

(a) General insignia is four stars, with 1 1/4 inches between the midpoints, centered horizontally on the outside of the sleeves (see fig 17–4).

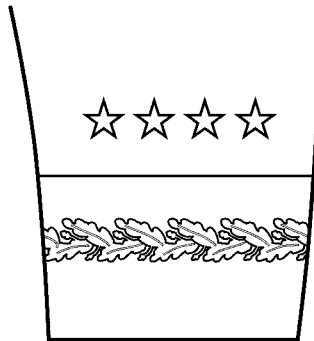


Figure 17–4. Sleeve ornamentation, blue mess, general

(b) Lieutenant general insignia is three stars, with 1 3/8 inches between the midpoints, with the middle star centered horizontally on the outside of the sleeves (see fig 17–5).

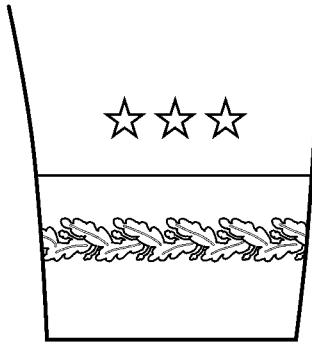


Figure 17-5. Sleeve ornamentation, blue mess, lieutenant general

(c) Major general insignia is two stars, with 2 inches between the midpoints and centered horizontally on the outside of the sleeves (see fig 17-6).

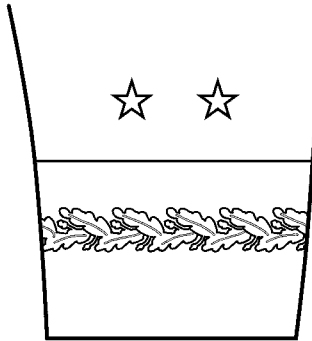


Figure 17-6. Sleeve ornamentation, blue mess, major general

(d) Brigadier general insignia is one star centered horizontally on the outside of the sleeves (see fig-17-7).

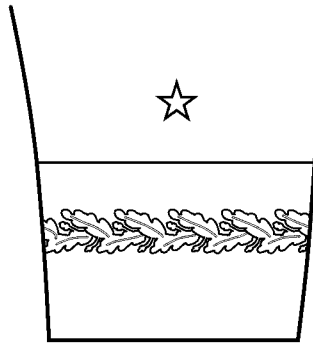


Figure 17-7. Sleeve ornamentation, blue mess, brigadier general

(2) Other commissioned and WOs wear a 3/4 inch braid consisting of two, 1/4 inch, two-vellum gold, synthetic metallic gold, or gold-colored nylon or rayon braids, placed on each sleeve 1/4 inch apart on a silk stripe of the first-named color of their basic branch. The bottom of the braid is positioned parallel to, and 3 inches above, the bottom edge of each sleeve. A trefoil is attached to the upper edge of the braid on each sleeve. It consists of a knot composed of three loops, one large upper loop and two small lower loops of 1/4 inch gold, synthetic metallic gold, or gold-colored braid, interlaced at the points of crossing, with the ends of the knots resting on the sleeve braid. Officer grade insignia (nonsubdued pin-on or embroidered silver bullion) is worn vertically in the center of the space formed by the lower curves of the knot and the upper edge of the braid (see figs 17-8 and 17-9).

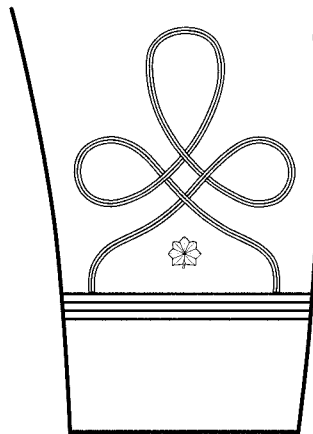


Figure 17-8. Sleeve ornamentation, blue mess, field and company grade officers

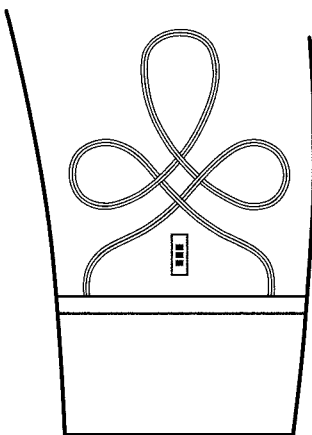


Figure 17-9. Sleeve ornamentation, blue mess, warrant officers

(3) Previously authorized sleeve ornamentation, which consists of the sleeve band, the branch insignia centered in the space formed by the lower curves of the trefoil and the upper edge of the sleeve band, and the number of trefoils appropriate to the specific grade of the wearer, is authorized for wear for the life of the jacket. This option is for commissioned officers only, and applies only to jackets purchased prior to 11 August 1975. This ornamentation is not authorized for jackets purchased after 11 August 1975.

(4) Enlisted personnel wear a 1/8 inch soutache braid of gold-colored nylon or rayon, 3 inches above the bottom of each sleeve (see fig 17-10).

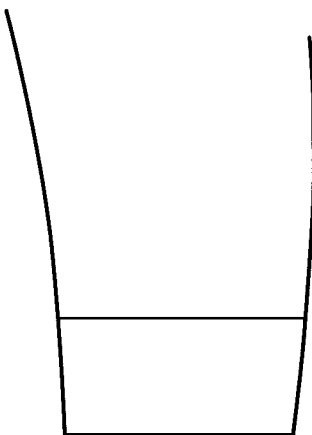


Figure 17-10. Sleeve ornamentation, blue mess, enlisted

17-8. Skirts, blue mess and blue evening mess

a. The Army blue mess skirt is knee-length, with a one-piece front with waist darts (one on each side), a four-piece back, a slide-fastener closure on the left side, and a sewn-on waistband that is closed with three hooks and eyes. The skirt is fully lined.

b. The Army blue evening mess skirt is full length, with a one-piece front with waist darts (one on each side), a four-piece back, a slide-fastener closure on the left side, a sewn-on waistband that is closed with three hooks and eyes, and an overlapped center back pleat. The skirt is fully lined.

Chapter 18

White Mess Uniforms-Male

18-1. Classification

Personnel normally wear these uniforms from April to October, except in clothing zones I and II, where they may wear them year-round (see CTA 50-900). The male white mess uniforms authorized for wear are classified as:

- a. The Army white mess uniform (see para 18-2*b*(1)).
- b. The Army white evening mess uniform (see para 18-2*b*(2)).

18-2. Composition

a. The white mess uniforms referred to in paragraph 18-1 consists of:

- (1) Jacket, white mess.
- (2) Trousers, black.
- (3) Shirt.
 - (a) White, semiformal, dress, male mess (see para 20-22*d*).
 - (b) White, formal, shirt, male evening mess (see para 20-22*e*).
- (4) Necktie.
 - (a) Bow, black, dress or mess(see para 20-18*c*).
 - (b) Bow, white, evening mess (see para 20-18*d*).
- (5) Vest, white, male (see para 20-29).
- (6) Cummerbund.
 - (a) Black (see para 20-10).
 - (b) White (see para 20-10).
- (7) Undergarments (see para 20-28).
- (8) Shoes, oxford, black, male (see para 20-23*c*).
- (9) Socks (see para 20-24).
- (10) Undershirt (see para 20-28*f*).

b. The variations of the white mess uniform consist of:

- (1) The Army white mess uniform comprises the Army white jacket, black high-waisted trousers, white semiformal dress shirt with a turndown collar, black bow tie, and black cummerbund (see figs 18-1 and 18-3).
- (2) The Army white evening mess uniform comprises the Army white jacket, black high-waisted trousers, white formal dress shirt with a wing collar, white vest, and white bow tie (see fig 18-2).




Figure 18-1. Army white mess uniform, general officers




Figure 18-2. Army white mess uniform, other officers




Figure 18-3. Army white mess uniform, enlisted

18-3. Accessories

The following accessories are normally worn with the male white mess uniform.

- a. Buttons (see para 20-4).
- b. Cape (officers only) (see para 20-5).
- c. Coat, black, all-weather (see para 20-7).
- d. Cuff links and studs (see para 20-9).
 - (1) Gold (white mess only) (see para 20-9b (2)).
 - (2) White (white evening mess only) (see para 20-9b (1)).
- e. Gloves (see para 20-11).
 - (1) Black, leather, unisex, dress (only when the black all-weather coat is worn) (see para 20-11b).
 - (2) White, dress (see para 20-11c).
- f. Neckties (see para 20-18).
 - (1) Black, bow (white mess only) (see para 20-18a).
 - (2) White, bow (white evening mess only) (see para 20-18b).
- g. Scarf, black (see para 20-21a).
- h. Shirts, white (see para 20-22b).
 - (1) Semiformal, dress (see para 20-22d).
 - (2) Formal (see para 20-22e).
- i. Shoes, oxford, black (see para 20-23).
- j. Socks (see para 20-24).
- k. Suspenders (see para 20-25).
- l. Undergarments, white (see para 20-28).

18-4. Materials

The male white mess uniform will be made of the following:

- a. White jacket and vest.
 - (1) Cotton twill, 8.2-ounce weight, white.
 - (2) Polyester and wool blend fabric in plain weave, 9-ounce tropical weight, white.
 - (3) Polyester and wool blend fabric in gabardine, 10.5-ounce weight, white.
 - (4) Polyester texturized woven serge, 6.5-ounce weight, white.
- b. Trousers. Commercial, black, of a tuxedo-type lightweight material.

18-5. Insignia, accouterments, decorations, badges, unit awards and appurtenances

The following insignia and accouterments are authorized for wear on the male white mess uniforms:

- a. Aiguillette, dress (officers only) (see para 21-27).
- b. Insignia.
 - (1) Branch insignia (see paras 21-10 and 21-13).
 - (2) Grade insignia (see paras 21-5 through 21-7).
 - (3) Insignia representing regimental affiliation (see para 21-24).
- c. Service stripes (enlisted personnel only) (see para 21-28).
- d. Decorations and service medals, miniature (see para 22-8).
- e. U.S. badges (combat and special skill, dress miniature, and ID) (see paras 20-16 and 20-17).

18-6. General guidelines

- a. The white mess uniform is worn for black-tie functions and corresponds to a civilian tuxedo. The white evening mess uniform is the most formal uniform worn by Army personnel and corresponds to the civilian "white tie and tails."
- b. Personnel may wear the black dress gloves when wearing the black all-weather coat with these uniforms. Personnel may wear the white gloves with the basic uniform. The black oxford shoes with black socks are the only authorized footwear for these uniforms.
- c. No headgear is authorized for wear by male personnel with the Army white mess or white evening mess uniforms because these uniforms are only authorized for wear after retreat (see AR 670-1).

18-7. Jacket, white mess, male

- a. *Design.* The jacket will be made from an approved specification or pattern.
- b. *General description.* The jacket, which is cut on the lines of an evening dress coat, descends to the point of the

hips and is slightly curved to a peak in back and in front. Two 25-ligne buttons, joined by a small gold or gold-colored chain about 1 1/2 inches long, are worn in the upper buttonholes. The shoulders have a device for the attachment of shoulder knots on officer uniforms.

c. *Shoulder knots.* See paragraph 16-7d.

d. *Jacket sleeve ornamentation.*

(1) General officers wear a cuff of white mohair or mercerized cotton braid 4 inches in width, positioned 1/8 inch from the bottom edge of each sleeve. General officer grade insignia is centered on the outside of the sleeves, 1 inch above the upper edge of the cuff braid. When general officers wear their branch insignia, it is centered on the outside of the sleeves, 1 inch above the upper edge of the cuff braid. Grade insignia is positioned 1 inch above the branch insignia. If branch insignia is worn, general officers will wear the non-subdued, metal pin-on insignia. Grade insignia is embroidered white cloth or silver bullion. General officer stars are 1 inch in diameter and are worn with one point facing upward. The following describes general officer stars:

(a) General insignia is four stars, with 1 1/4 inches between the midpoints, centered horizontally on the outside of the sleeves (see fig 18-4).

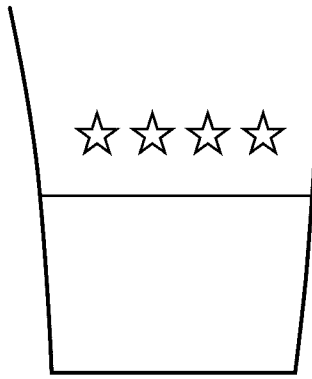


Figure 18-4. Sleeve ornamentation, white mess, general

(b) Lieutenant general insignia is three stars, with 1 3/8 inches between the midpoints, with the middle star centered horizontally on the outside of the sleeves (see fig 18-5).

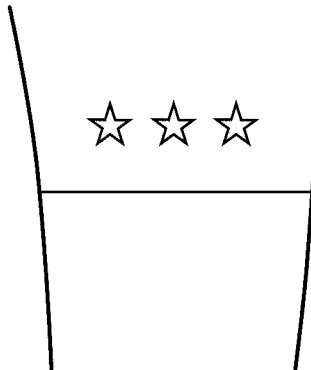


Figure 18-5. Sleeve ornamentation, white mess, lieutenant general

(c) Major general insignia is two stars, with 2 inches between the midpoints, centered horizontally on the outside of the sleeves (see fig 18-6).

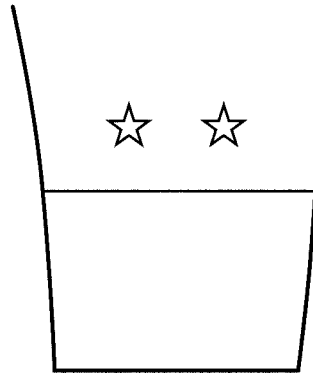


Figure 18-6. Sleeve ornamentation, white mess, major general

(d) Brigadier general insignia is one star centered horizontally on the outside of the sleeves (see fig 18-7).

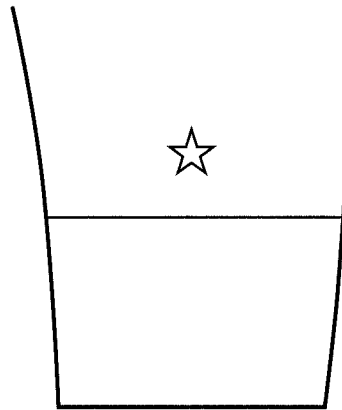


Figure 18-7. Sleeve ornamentation, white mess, brigadier general

(2) Other commissioned and warrant officers wear a band of white mohair or mercerized cotton braid sewn on each sleeve, 1/2 inch wide, with the lower edge parallel to, and 3 inches above the bottom edge of each sleeve. A trefoil is attached to the upper edge of the braid on each sleeve. It consists of a knot composed of three loops, one large upper loop and two small lower loops of 1/4-inch white soutache braid, interlaced at the points of crossing, with the ends of the knots resting on the sleeve braid. Officer grade insignia (non-subdued pin-on or embroidered white cloth) is worn vertically in the center of the space formed by the lower curves of the knot and the upper edge of the braid (see figs 18-8 and 18-9).




Figure 18-8. Sleeve ornamentation, white mess, field and company grade officers

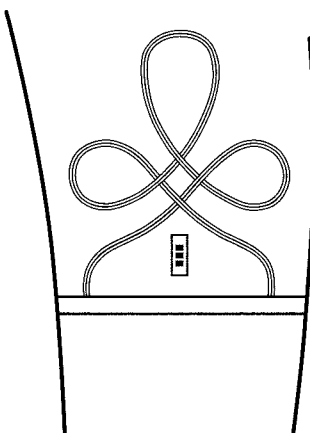


Figure 18-9. Sleeve ornamentation, white mess, warrant officers

(3) Previously authorized sleeve ornamentation, which consists of the sleeve band, the branch insignia centered in the space formed by the lower curves of the trefoil and the upper edge of the sleeve band, and the number of trefoils appropriate to the specific grade of the wearer, is authorized for wear for the life of the jacket. This option is for commissioned officers only, and it applies only to jackets purchased prior to 11 August 1975. This ornamentation is not authorized for jackets purchased after 11 August 1975.

(4) Enlisted personnel wear a 1/8-inch soutache braid of gold-colored nylon or rayon, 3 inches above the bottom of each sleeve (see fig 18-10).

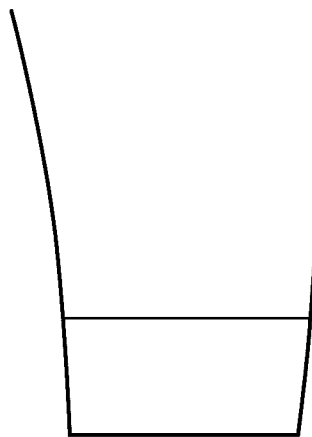


Figure 18-10. Sleeve ornamentation, white mess, enlisted

18-8. Trousers, black

- a. *Design.* The trousers will be made from an approved specification or pattern.
- b. *General description.* The black trousers are cut along the lines of civilian dress trousers, with a high waist and without pleats, cuffs, or hip pockets.
- c. *Trouser leg ornamentation.* The trouser leg ornamentation consists of a black silk or satin braid, no less than 3/4 inch wide, or more than 1 inch wide, sewn on the outside seam of the trouser leg, from the bottom of the waistband to the bottom of the trouser leg.

Chapter 19 White Mess Uniforms-Female

19-1. Classification

Personnel normally wear these uniforms from April to October, except in clothing zones I and II, where they may wear them year-round (see CTA 50-900). The female white mess uniforms are authorized for wear by all females and are classified as:

- a. The Army white mess uniform (see para 19-2b(1)).
- b. The Army all-white mess uniform (see para 19-2b(2)).
- c. The Army white evening mess uniform (see para 19-2b(3)).

19-2. Composition

- a. The female white mess uniform is comprised of:
 - (1) Jacket, white mess, female (see para 19-7).
 - (2) Skirt.
 - (a) White, knee-length (see para 19-8a).
 - (b) Black, knee-length (see para 19-8b).
 - (c) Black, full-length (see para 19-8c).
 - (3) Shirt, white, formal, female mess (see para 20-22b).
 - (4) Neck tab, black, dress (see para 20-17).
 - (5) Cummerbund.
 - (a) Black (see para 20-10a).
 - (b) White (see para 20-10b).
 - (6) Shoes.
 - (a) Pumps, black (worn with white mess and evening white mess only) (see paras 20-23f and g).
 - (b) Pumps, white (worn with all-white mess only) (see paras 20-23f and g).
 - (7) Stockings, sheer (see para 20-24d).

(8) Undergarments.

(9) Undershirt.

b. The three variations to the Army female white mess uniform consist of:

(1) The Army white mess uniform comprises the Army white jacket, the Army black knee-length skirt, the black cummerbund, and the formal white blouse with black dress neck tab (see fig 19-1).

(2) The Army all-white mess uniform comprises the Army white jacket, the Army white knee-length mess skirt, white cummerbund, and the formal white blouse with black dress neck tab (see fig 19-2).

(3) The Army white evening mess uniform comprises the Army white jacket, Army black full-length skirt, black cummerbund, and formal white blouse with black dress neck tab (see fig 19-3). Figure 19-3 shows the Army white evening mess uniform with the old version of the white mess jacket.




Figure 19-1. Army white mess uniform, other officers (new version jacket)




Figure 19-2. Army all-white mess uniform, enlisted (new version jacket)




Figure 19-3. Army white evening mess uniform, general officer (old version jacket)

19-3. Accessories

The following accessories are normally worn with the female white mess uniform

- a. Buttons (see para 20-4).
- b. Capes (officers only).
 - (1) Black (see para 20-5a).
 - (2) Blue (see para 20-5b).
- c. Coat, black all weather (see para 20-7).
- d. Gloves.
 - (1) Black, leather, unisex, dress (only when the black all-weather coat is worn) (see para 20-11b).
 - (2) White, dress (see para 20-11c).
- e. Handbags.
 - (1) Black, dress (carried with white mess and evening mess only) (see para 20-12b).
 - (2) White, dress (carried with all-white mess only) (see para 20-12c).
- f. Umbrella, black (see para 20-27).

19-4. Materials

The female white mess uniform is made of:

- a. *White jacket and skirt.*
 - (1) Polyester and rayon blend fabric in gabardine weave, 6- or 8-ounce weight, Army white.
 - (2) Texturized polyester serge, 6.5-ounce weight, Army white.
- b. *Black skirt, knee and full length.*
 - (1) Wool tropical, 8.5-ounce weight, Army black shade 149.
 - (2) Polyester and wool blend fabric in tropical weave, 10-ounce weight, Army black shade 332.

19-5. Insignia, accouterments, decorations, badges, unit awards and appurtenances

The following insignia and accouterments are authorized for wear on the white mess uniforms:

- a. Aiguillette, dress (officers only) (see para 21-27).
- b. Insignia.
 - (1) Branch insignia (see paras 21-10 and 21-13).
 - (2) Grade insignia (see paras 21-5 through 21-7).
 - (3) Insignia representing regimental affiliation (see para 21-24).
- c. Service stripes (enlisted personnel only) (see para 21-28).
- d. Decorations and service medals, miniature (see para 22-8).
- e. U.S. badges (combat and special skill, dress miniature, and ID) (see paras 20-16 and 20-17).

19-6. General guidelines

- a. Personnel will wear knee-length mess skirts no longer than 1 inch above or 2 inches below the crease in the back of the knee. The evening mess skirt is worn full length.
- b. Personnel may wear the black dress gloves when wearing the black all-weather coat. Personnel may wear white gloves with all uniforms.
- c. The black pumps with sheer stockings are the only authorized footwear for the white mess and white evening mess uniforms. The white pumps with sheer stockings are the only authorized footwear for the all-white mess uniform.
- d. There are two versions of the Army white jacket. The older version of the jacket is authorized for wear by officers only. The newer version of the jacket is authorized for wear by all females. Officers may continue to wear the older version jacket as long as it is serviceable.
- e. No headgear is authorized for wear by female personnel with the Army white mess, all-white mess, or white evening mess uniforms because these uniforms are only authorized for wear after retreat (see AR 670-1).
- f. The black cummerbund is worn with the white mess and white evening mess uniforms. The white cummerbund is worn with the all-white mess uniform. The cummerbund is worn with the pleats facing down. Females who possess cummerbunds made from previously authorized materials may continue to wear them for as long as they are serviceable.

19-7. Jacket, white mess, female

- a. *Old version.* The jacket is single breasted with a natural-waist length and a shawl-type collar. It has a two-piece front, and a two-panel back. The front pieces have three 20-ligne buttons on each side, and the shoulders have two

loops for the attachment of shoulder boards. Each sleeve has a band of white braid, 1/2 inch in width, with the lower edge of the band 3 inches from the bottom of the sleeve.

(1) Shoulder ornamentation and insignia, old version jacket (officers only).

(a) *General officers.* Detachable shoulder knots are worn on each shoulder. A description of shoulder knots is provided in paragraph 16-7d.

(b) *Other officers.* Detachable shoulder boards are worn on each shoulder, snapped to the jacket through the shoulder loops, with the square end of the shoulder board positioned on the outside shoulder seam. A general description of shoulder boards is in paragraph 20-8c of this pamphlet.

(2) Jacket sleeve ornamentation and insignia, old version jacket.

(a) General officers wear a cuff of white mohair or mercerized cotton braid 4 inches in width, positioned 1/8 inch from the bottom edge of each sleeve. General officer grade insignia is centered on the outside sleeves, 1 inch above the upper edge of the cuff braid. When general officers wear their branch insignia, it is centered on the outside of the sleeves, 1 inch above the upper edge of the cuff braid. Grade insignia is positioned 1 inch above the branch insignia. If branch insignia is worn, general officers will wear the non-subdued metal pin-on insignia. Grade insignia is embroidered white cloth or silver bullion. General officer stars are 1 inch in diameter, with one point facing upward (see figs 19-4 through 19-7).



Figure 19-4. Sleeve ornamentation, white mess, general

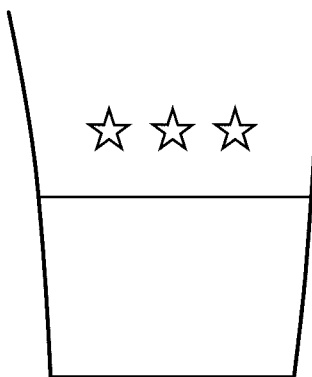


Figure 19-5. Sleeve ornamentation, white mess, lieutenant general

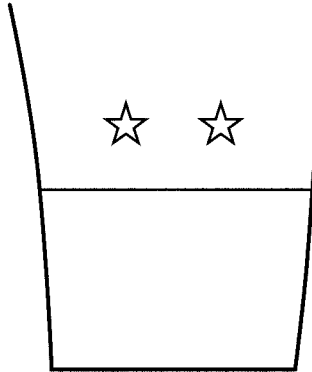


Figure 19-6. Sleeve ornamentation, white mess, major general

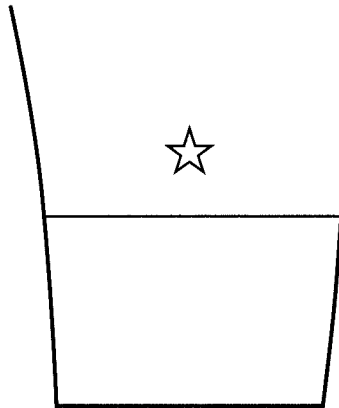


Figure 19-7. Sleeve ornamentation, white mess, brigadier general

(b) Other officers wear a band of white mohair or mercerized cotton braid, 1/2 inch wide, with the lower edge parallel to, and 3 inches above the bottom edge of each sleeve.

b. *New version.* The jacket is cut along the natural waistline and is slightly curved to a peak in back and in front. The coat has a shawl collar with white, self-fabric facing, and is fully lined with an inside vertical pocket on the right side. The coat front has six gold 20-ligne buttons. Two 20-ligne buttons, joined by a gold or gold-colored chain about 1 1/2 inches long, are worn in the upper buttonholes.

(1) Shoulder ornamentation. Officer's jackets have a device for the attachment of shoulder knots. A description of the shoulder knots is provided in paragraph 16-7d.

(2) Sleeve ornamentation.

(a) General officers wear a cuff of white mohair or mercerized cotton braid 4 inches in width, positioned 1/8 inch from the bottom edge of each sleeve. General officer grade insignia is centered on the outside of the sleeves, 1 inch above the upper edge of the cuff braid. When general officers wear their branch insignia, it is centered on the outside of the sleeves, 1 inch above the upper edge of the cuff braid. Grade insignia is positioned 1 inch above the branch insignia. If branch insignia is worn, general officers will wear the non-subdued metal pin-on insignia. Grade insignia is embroidered white cloth or silver bullion. General officer stars are 1 inch in diameter and are worn with one point facing upward.

(b) Other commissioned and warrant officers wear a band of white mohair or white mercerized cotton braid sewn on each sleeve, 1/2 inch wide, with the lower edge parallel to, and 3 inches above the bottom edge of the braid on each sleeve. A trefoil is attached to the upper edge of the braid on each sleeve. It consists of a knot composed of three

loops, one large upper loop and two small lower loops of 1/4 inch white soutache braid, interlaced at the points of crossing, with the ends of the knots resting on the sleeve braid. Officer grade insignia (non-subdued pin-on or embroidered white cloth) is worn vertically in the center of the space formed by the lower curves of the knot and the upper edge of the braid (see figs 19-8 and 19-9).




Figure 19-8. Sleeve ornamentation, white mess, field and company grade officers

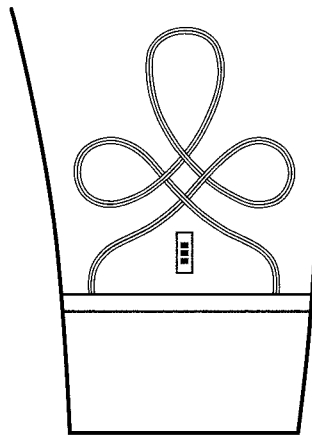


Figure 19-9. Sleeve ornamentation, white mess, warrant officers

(c) Previously authorized sleeve ornamentation, which consists of the sleeve band, the branch insignia centered in the space formed by the lower curves of the trefoil and the upper edge of the sleeve band, and the number of trefoils appropriate to the specific grade of the wearer, is authorized for wear for the life of the jacket. This option is for commissioned officers only, and it applies only to jackets purchased prior to 11 August 1975. This ornamentation is not authorized for jackets purchased after 11 August 1975.

(d) Enlisted personnel wear a 1/8-inch soutache braid of gold-colored nylon or rayon 3 inches above the bottom of each sleeve (see fig 19-10).

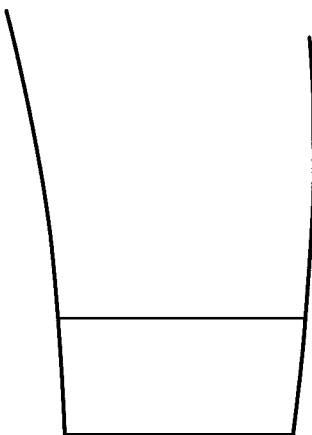


Figure 19–10. Sleeve ornamentation, white mess, enlisted

19–8. Skirts, white mess

- a. The all-white mess uniform skirt is a white knee-length skirt, with a one-panel front and four-panel back of straight design, with a waistband and a zipper closure on the left side.
- b. The white mess skirt is a black knee-length skirt, with a one-panel front and a four-panel back of straight design, with a waistband and a zipper closure on the left side.
- c. The white evening mess skirt is a black full-length skirt, with a one-panel front and four-panel back of straight design, with a waistband, a zipper closure on the left side, and an overlapped center back pleat.

Chapter 20 Uniform Accessories

20–1. General

This chapter lists, in alphabetical order, most uniform accessories referenced in the individual uniform chapters.

20–2. Belts and buckles

- a. Belt, sand rigger.
 - (1) *Type.* The sand rigger belt with buckle is a clothing bag issue item.
 - (2) *Description.* The belt is sand cotton web or woven elastic 2 inches wide.
 - (3) *How worn.*
 - (a) The sand rigger belt is worn with the attached black, open-faced buckle. It is worn so that the tipped end passes through the buckle to the wearer's left; the end will not extend more than 2 inches beyond the edge of the buckle. The belt's end may be neatly trimmed to ensure a proper fit.
 - (b) All personnel will wear the sand rigger and open-faced buckle with utility uniforms that have belt loops.
- b. Belt, black, web waist, brass tip.
 - (1) *Type.* The brass tip belt is a clothing bag issue item.
 - (2) *Description.* The belt is black cotton web or black woven elastic, with a brass tip. The men's belt is 1 1/4 inches wide, and the women's belt is 1 inch wide.
 - (3) *How worn.*
 - (a) The brass tip belt is worn only with the brass buckle. The belt is worn so that the tipped end passes through the buckle to the wearer's left for males and to the wearer's right for females. The tipped end will extend beyond the end of the buckle so that only the brass tip is visible, and no fabric portion of the belt can be seen beyond the buckle. The plain end (no tip) of the belt may extend beyond the keeper portion of the inside of the buckle, as long as it is not visible when worn.
 - (b) Males wear the 1 1/4 inch brass tip belt and brass buckle with service and dress uniforms. Males may wear suspenders of a commercial design with dress uniforms, as long as they are not visible.

(c) Females wear the 1 inch brass tip belt with the service uniform when wearing slacks with the tucked-in version of the service/dress shirt. Females are not required to wear a belt when wearing the overblouse with the slacks.

c. Buckle, belt, brass.

(1) *Type.* The buckle is a clothing bag issue item.

(2) *Description.* A brass buckle, 1–11/16 inches long and 1 5/8 inches wide for males; 1 1/8 inches by 2 inches for females (see fig 20–1).

(3) *How worn.* The buckle is attached to the end of the black web belt with the brass tip and is worn with service and dress uniforms.

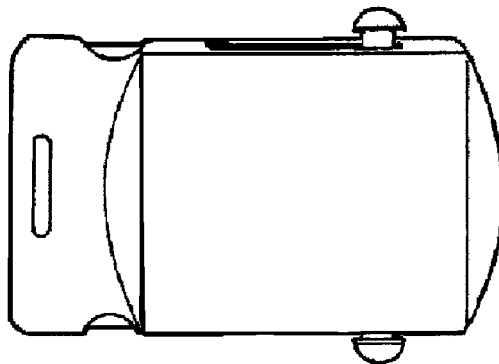


Figure 20–1. Brass buckle

d. Belt, web waist, black tip.

(1) *Type.* The black tip belt is a clothing bag issue item.

(2) *Description.* The belt is black cotton web or black woven elastic, with a black tip, and is 1 1/4 inches wide.

(3) *How worn.*

(a) The black tip belt is worn with the black, open-faced buckle. It is worn so that the tipped end passes through the buckle to the wearer's left; the tipped end will not extend more than 2 inches beyond the edge of the buckle. The plain end of the belt may extend beyond the keeper portion of the inside of the buckle, as long as it is not visible when worn.

(b) All personnel will wear the black tip belt and black, open-faced buckle with utility uniforms (other than the combat uniform) that have belt loops.

e. Buckle, belt, black, open-faced.

(1) *Type.* The buckle is a clothing bag issue item.

(2) *Description.* A black, opened-faced brass buckle, 1–11/16 inches long and 1 5/8 inches wide.

(3) *How worn.* The buckle is attached to the end of the black web belt with the black tip, and is worn only with utility uniforms (other than combat uniforms).

20–3. Boots

a. *Boots, combat, tan, leather.* The Army combat boots (HW and temperate weather) are clothing bag issue items.

(1) *Description.* The two types of issue Army combat boots (HW and temperate weather) are made of flesh-side out cattlehide leather with a plain toe and tan outsoles. Soldiers are required to possess two pairs of issue Army combat boots (HW) and one pair of issue Army combat boots (temperate weather) (specification) boots.

(a) The issue Army combat boot, HW, is made of tan-colored, flesh-side out cattlehide leather and nylon duck upper, removable cushioned insert, a closed loop speed lace system, and drainage eyelets.

(b) The issue Army combat boot, temperate weather, is made of tan-colored, flesh-side out cattlehide leather and nylon upper, a weatherproof-breathable membrane with limited flame resistance, conduction heat resistance and liquid fuel penetration protection, removable insert, and a closed loop speed lace system.

(2) *How worn.*

(a) The boots are laced diagonally with tan laces, with the excess lace tucked into the top of the boot under the

bloused trousers or slacks, or wrapped around the top of the boot. Metal or plastic cleats and side tabs are not authorized for wear. Sewn-in or laced-in zipper or Velcro® inserts are not authorized.

(b) Rubber or pure polyether polyurethane soles are the only outsole material that currently meets the need for durability and traction on surfaces in multiple environments and temperature ranges. Other materials (that may be of a lighter weight) may have significant problems in these areas.

(3) *Optional boots.*

(a) As an option, Soldiers may wear commercial boots of a design similar to that of the Army combat boot (tan), as authorized by the commander. The boots must be between 8 to 10 inches in height and made of tan flesh-side out cattlehide leather, with a plain toe and a soling system matching the color of the tan upper materials. Rubber and polyether polyurethane are the only outsole materials that are authorized. The soling materials will not exceed 2 inches in height, when measured from the bottom of the outsole, and will not extend up the back of the heel or boot or over the top of the toe. The exterior of the boot upper will not contain mesh but will be constructed of either all leather or a combination of leather and nonmesh fabric. Soldiers may wear optional boots in lieu of the Army combat boot (tan), as authorized by the commander; however, they do not replace issue boots as a mandatory possession item.

(b) Optional boots are not authorized for wear when the commander issues and prescribes standard organizational footwear for safety or environmental reasons (such as insulated boots or safety shoes). Personnel may wear specialty boots authorized for wear by specific groups of Soldiers, such as the tanker boot, only if the commander authorizes such wear. Soldiers may not wear optional boots in formation when uniformity in appearance is required.

(4) *Organizational boots.* When prescribed and issued by the commander according to CTA 50-900, personnel may wear, instead of the combat boot, such organizational boots or safety boots with field and utility uniforms.

b. *Boots, combat, black, leather.* The black combat boots are an optional purchase item.

(1) *Description.* The black boot is made of black leather with a deep lug tread sole made of vulcanized rubber, a removable cushioned insert, a closed-loop speed lace system, and a leather padded collar.

(2) *How worn.*

(a) Only Soldiers authorized to wear the tan, green, or maroon berets, those assigned to Air Assault coded positions, and MPs performing MP duties may wear black combat boots with the service/dress uniforms. When worn, the trousers or slacks are bloused (tucked-in or by the use of blousing rubbers/bands). When trousers or slacks are bloused, personnel will not wrap them around the leg so tightly so as to present a pegged appearance. When the trousers or slacks are bloused properly, the bloused portion of the trousers or slacks should not extend below the third eyelet from the top of the boot. Soldiers will not blouse boots so that the bloused portion extends down to the ankle area of the boot.

(b) The boots are laced diagonally with black laces, with the excess lace tucked into the top of the boot under the bloused trousers or slacks, or wrapped around the top of the boot. Metal cleats and side tabs are not authorized for wear except by honor guards and ceremonial units in the performance of ceremonial duties. When metal cleats and side tabs are authorized for wear, commanders will furnish them to Soldiers at no cost. Sewn-in or laced-in zipper inserts are not authorized.

(c) A vulcanized rubber sole is the only outsole material that currently meets the need for durability and traction on surfaces. Other materials (that may be of a lighter weight) may have significant problems in these areas.

20-4. Buttons

a. *Regular Army.*

(1) *Type.* The buttons are clothing bag issue items.

(2) *Description.* The Regular Army buttons (fig 20-2) are yellow-gold plated with the coat of arms of the United States superimposed. Buttons are available in sizes 20-ligne, 25-ligne, 30-ligne, and 36-ligne; there are 40-ligne to an inch. The previously optional white-gold anodized aluminum buttons are no longer authorized for wear.



Figure 20–2. Regular Army button

(3) *How worn.* The Regular Army buttons are worn on the coats and jackets of service, dress, and mess uniforms, except as provided below.

b. Corps of Engineers.

(1) *Type.* The buttons are optional purchase items.

(2) *Description.* The buttons (fig 20–3) are yellow-gold plated and have an eagle holding a scroll in its beak inscribed with the word “Essayons.” In the distance is a bastion with embrasures surrounded by water, with the sun rising over the top of the water. The buttons are available in sizes 20-ligne, 25-ligne, 30-ligne, and 36-ligne. The previously optional white-gold anodized aluminum buttons are no longer authorized for wear.

(3) *How worn.* The buttons are worn on the coats and jackets of service, dress, and mess uniforms by commissioned officers of the Corps of Engineers and all warrant officers with a Corps of Engineers primary specialty.



Figure 20–3. Corps of Engineers button

20–5. Capes

a. Cape, black, female (officers only).

(1) *Type.* The cape is an optional purchase item.

(2) *Description.* The black cape will be made from an approved specification or pattern. The material is wool gabardine, black, in Army shade 149. The cape is fully lined with white rayon satin. The cape has fitted shoulders with front and back darts, a high, rounded soft collar, and Army slits. It is devoid of visible stitching. The black cape is approximately knee length and will extend at least 1 inch below the skirt hem of the Army mess uniform short skirt (fig 20–4).

(3) *How worn.* The cape may be worn with the Army blue dress uniforms and with the Army blue and white mess and evening mess uniforms.




Figure 20-4. Black cape, female officers

b. Cape, blue, female (officers only).

(1) *Type.* The cape is an optional purchase item.

(2) *Description.* The blue cape (fig 20-5) will be made from an approved specification or pattern. The materials are wool elastique, dark blue, in Army shade 150; wool gabardine, dark blue, in Army shade 150; wool tropical, dark blue, in Army shade 150; polyester-wool tropical, dark blue, in Army shade 450; or polyester-wool gabardine, dark blue, in Army shade 450. The blue cape is fingertip length, with fitted shoulders and a high neck closure secured with a hook-and-eye fastener. The female blue cape is lined with rayon twill or satin, in one of the following colors:

(a) General officers: dark blue.

(b) All other officers: the first-named color of the basic branch.

(3) *How worn.* Officers may wear the cape with the Army blue dress uniforms, and with the Army blue and white mess and evening mess uniforms. Enlisted personnel are not authorized to wear the cape.



Figure 20-5. Blue cape, female officers

c. Cape, blue, male (officers only).

(1) *Type.* The cape is an optional purchase item.

(2) *Description.* The blue cape will be made from an approved specification or pattern. The materials are cloth, wool, and broadcloth, dark blue, in Army shade 150; cloth, wool, and gabardine, dark blue, in Army shade 150; cloth, wool, and elastique, dark blue, in Army shade 150. The cape will reach to at least the midpoint of the knee, but it will be no lower than 2 inches below the knee (see fig 20-6). The lining of the Army blue cape is rayon, acetate, or another synthetic fabric, with a satin face and wool nap back, in one of the following colors:

(a) General officers: dark blue.

(b) All other officers: the first-named color of the basic branch.

(3) *How worn.* Officers may wear the cape with Army white and blue dress, mess, and evening mess uniforms. Enlisted personnel are not authorized to wear the cape.




Figure 20-6. Blue cape, male officers

20-6. Chaplain's apparel

a. Scarves. Chaplain's scarves are organizational issue items based on faith and described as:

(1) *Christian faith.* A scarf of standard Army ecclesiastical pattern, of suitable black material, 9 feet long. On each end, in gold-colored machine embroidery, the scarf is embroidered with the coat of arms of the United States 3 inches high, with the Christian chaplain's insignia, 4 inches high, spaced 1/2 inch below the coat of arms. The bottom edge of the Christian insignia is 6 1/2 inches from the end of the scarf.

(2) *Jewish faith.* A scarf of standard Army ecclesiastical pattern, of suitable white or black material, 9 feet long. On each end, in gold-colored machine embroidery, the scarf is embroidered with the coat of arms of the United States 3 inches high, with the Jewish chaplain's insignia, 4 inches high, spaced 1/2 inch below the coat of arms. The bottom edge of the Jewish insignia is 6 1/2 inches from the end of the scarf.

(3) *Muslim faith.* A scarf of standard Army ecclesiastical pattern, of suitable white or black material, 9 feet long. On each end, in gold-colored machine embroidery, the scarf is embroidered with the coat of arms of the United States 3 inches high, with the Muslim chaplain's insignia, 4 inches high, spaced 1/2 inch below the coat of arms. The bottom edge of the Muslim insignia is 6 1/2 inches from the end of the scarf.

b. Vestments. Chaplains are authorized to wear the military uniform, vestments, or other appropriate attire prescribed by ecclesiastical law or denominational practice, when conducting religious services.

c. Chaplain and chaplain candidate insignia. See paragraphs 21-10c(10) and (12) for the description and wear policy of chaplain and chaplain candidate branch insignia.

d. How worn. Chaplains may wear the chaplain's scarf or stole with the uniform, vestments, or other appropriate attire when conducting religious services.

20-7. Coats, black, all-weather (male and female)

a. Type. The black, all-weather coat is a clothing bag issue item.

b. Description. The black, all-weather coat is made of polyester/cotton (65/35) in Army shade 385. The coat is a six-button, double-breasted model with a belt, convertible collar that buttons at the neck, gun flap, shoulder loops, adjustable sleeve straps, welt pockets with two inside hanging pockets, and zip-out liner. The back of the coat has a yoke and center vent. The coat is one-quarter lined with basic material; the sleeve lining is made of nylon taffeta (see fig 20-7). There is no wear-out date for the interim version of the double-breasted coat made from polyester/cotton (50/50).




Figure 20–7. Army black all-weather coat with officer insignia

c. How worn. Personnel may wear the all-weather coat with or without the liner. They will wear the coat buttoned, except for the neck closure, which personnel may wear open or closed (unless otherwise prescribed by this pamphlet). Male and female coats are buttoned and belted from opposite directions. The black scarf is authorized for wear with the all-weather coat. Personnel may wear the coat with the service, dress, mess, hospital duty, and food service uniforms. The black, all-weather coat is authorized for wear with utility uniforms only in a garrison environment when personnel have not been issued organizational rain gear. Officers wear nonsubdued pin-on grade insignia on the shoulder loops of this coat. Noncommissioned officers wear shoulder marks on the shoulder loops. Enlisted personnel wear nonsubdued grade insignia on the collars. When the grade insignia is removed from the coat, personnel may wear the coat with civilian clothing.

20–8. Cover, cap, rain

a. Type. The cap cover is an optional purchase item.

b. Description. The cover is made of transparent plastic with a visor protector. There is elastic webbing around the peripheral opening of the crown cover and the edge of the visor cover.

c. How worn. Males may wear the cover when wearing the blue service cap. The cover will completely cover the crown and visor.

20–9. Cuff links and studs

a. Type. Cuff links and studs are optional purchase items.

b. Description. Males may wear the cuff links and studs with the following uniforms:

(1) *The Army blue evening mess uniform.* Personnel may wear plain white studs or cuff links (such as white mother-of-pearl), with or without rims of platinum or white gold.

(2) *The Army blue and white mess uniforms.* Personnel may wear gold or gold-colored metal studs or cuff links with a round, plain face. The cuff links may be post or link type, 1/2 to 3/4 inch diameter; studs may be 1/4 to 3/8 inch in diameter.

(3) *The Army blue dress uniforms.* If worn, the cuff links will be plain gold or gold-colored metal, as described above.

20–10. Cummerbunds

a. Cummerbund, black, female and male.

(1) *Type.* The cummerbund is an optional purchase item.

(2) *Description.* The cummerbund is black, made of a commercial design, in silk or satin material, with four or five pleats running the entire length of the cummerbund.

(3) *How worn.* The cummerbund is worn with the pleats facing down. Females wear the black cummerbund with the blue and white mess and evening mess uniforms; males wear it with the white and blue mess uniforms. The male bow tie and cummerbund must be made of the same material.

b. Cummerbund, white, female.

(1) *Type.* The cummerbund is an optional purchase item.

(2) *Description.* The cummerbund is white, made of a commercial design, in silk or satin material, with four or five pleats running the entire length of the cummerbund.

(3) *How worn.* The white cummerbund is worn with the pleats facing down. Females wear the white cummerbund with the all-white mess uniform.

20–11. Gloves

a. Gloves, black, with inserts, unisex, leather shell.

(1) *Type.* The gloves are clothing bag issue items.

(2) *Description.* The gloves are four-finger-and-thumb type design in a slip-on style. An adjustable strap and buckle is provided on the back of the gloves. The inserts are black wool and are worn inside the black leather shell gloves. There is no wear-out date for the green wool inserts, which may be worn until stocks are exhausted or until unserviceable.

(3) *How worn.* These gloves are authorized for wear with or without cold-weather outer garments (to include the ACU parka). Soldiers may wear the black leather shell gloves with utility uniforms without cold-weather outer garments, provided sleeves are rolled down. Personnel may not wear the inserts without the leather shell gloves when worn with utility uniforms and cold-weather outer garments.

b. Gloves, black, leather, unisex, dress.

(1) *Type.* The gloves are clothing bag issue items.

(2) *Description.* The gloves are black leather in an approved specification or pattern, or of a similar commercial design.

(3) *How worn.* The gloves are authorized for wear with the Class A service and dress uniforms, Army and when wearing the black, all-weather coat, windbreaker, or capes.

c. Gloves, white dress.

(1) *Type.* The gloves are optional purchase items.

(2) *Description.* The gloves are made of cotton, kid, doeskin, silk, or other material of appropriate commercial design.

(3) *How worn.* The gloves are authorized for year-round wear with the blue dress uniforms and the white or blue mess and evening mess uniforms. When prescribed by the commander, MP may wear white gloves with service uniforms.

20–12. Handbags

Note: Wear policy for bags, handbags, purses, and backpacks not addressed in the paragraph can be found in AR 670–1, paragraph 3–7f.

a. Handbag, clutch-type, leather, polyurethane, or vinyl.

(1) *Type.* The handbag is an optional purchase item.

(2) *Description.* The handbag is black and made of leather, polyurethane, or vinyl in a commercial design with a zipper, snap, or envelope-type closure.

(3) *How worn.* Females may carry the clutch-type handbag with the female service uniforms and with the utility uniforms while in a garrison (nonfield) environment. The leather version of this handbag is authorized for use with the female blue service/dress uniform during and after duty hours.

b. Handbag, fabric or leather, black, dress.

(1) *Type.* The handbag is an optional purchase item.

(2) *Description.* The handbag is untrimmed, in black leather or fabric, of a commercial design, envelope or clutch-type, with or without a chain or strap.

(3) *How worn.*

(a) Females may carry the black leather handbag with the Army blue uniform, during and after duty hours.

(b) Females may carry the black fabric handbag with the white and blue mess and evening mess uniforms. It is also authorized for use with the Army blue uniform, after duty hours.

c. Handbag, fabric or leather, white, dress.

(1) *Type.* The handbag is an optional purchase item.

(2) *Description.* The handbag is untrimmed, in white leather or fabric, of a commercial design, envelope or clutch style, with or without a chain or strap. The handbag and shoes must be made of the same or similar material.

(3) *How worn.* Females may carry the fabric or leather white dress handbag with the Army white dress uniform, during and after duty hours.

d. Handbag, shoulder, black.

(1) *Type.* The handbag is a one-time cash allowance item as part of the initial clothing bag allowance.

(2) *Description.* The handbag is a commercial design, black, in polyurethane or leather, with a shoulder strap attached.

(3) *How worn.* Females may carry this handbag with the service and Army blue uniforms, and with utility uniforms while in a garrison (nonfield) environment. Females may carry the bag in the hand or wear it over one shoulder. Soldiers may not wear the shoulder bag in such a manner that the strap is draped diagonally across the body, with the purse resting on the hip opposite the shoulder holding the strap.

20–13. Hat, drill sergeant

a. Female.

(1) *Type.* The hat is an organizational issue item.

(2) *Description.* The hat is made from an approved specification or pattern.

(3) *How worn.*

(a) The hat is worn with the utility and service uniforms by female drill sergeants assigned to valid drill sergeant positions. Noncommissioned officer faculty members of a drill sergeant school who have graduated from drill sergeant school and are actively engaged in drill sergeant instruction will wear this hat. Upon release from this assignment, noncommissioned officers are no longer authorized to wear the drill sergeant hat.

(b) The hat is worn straight on the head with no hair visible on the forehead below the front brim of the hat. Personnel will wear the hat so as to retain its original design and will not crush, flatten, dent, or otherwise reshape the hat. Personnel will wear the hat with the left side of the brim snapped and the right side parallel to the ground. The chin strap is worn with the chin strap keeper pushed up under the chin. The headgear insignia worn on the drill sergeant hat is described in paragraph 21–3 (see fig 20–8).




Figure 20–8. Hat, drill sergeant, female

b. Male.

(1) *Type.* The hat is an organizational issue item.

(2) *Description.* The hat is made from an approved specification or pattern.

(3) *How worn.*

(a) The hat is worn with the service and utility uniforms by male drill sergeants assigned to valid drill sergeant positions. Noncommissioned officer faculty members of a drill sergeant school, who have graduated from drill sergeant school and are actively engaged in drill sergeant instruction, will wear this hat. Upon release from this assignment, noncommissioned officers are no longer authorized to wear the drill sergeant hat.

(b) The black leather strap, issued with the hat, is worn threaded through the appropriate eyelets in the brim of the hat, so that the strap goes around the front of the hat, and the buckle is fastened and centered at the back of the wearer's head. The running end of the strap will be to the wearer's left. Personnel will wear the hat without noticeable tilt to the front, rear, or either side, so the brim of the hat is as nearly level in all directions as possible. No

modifications in the shape of the hat are authorized. The headgear insignia worn on the drill sergeant hat is prescribed in paragraph 21–3 (see fig 20–9).




Figure 20–9. Hat, drill sergeant, male

20–14. Judge’s apparel

a. Type. Judicial robes are organizational issue items.

b. Description. The judicial robes are of the type customarily worn in the U.S. Court of Appeals for the Armed Forces.

c. How worn. Judicial robes are worn by officers designated as military judges and appellate military judges when participating in trials by court-martial, hearings by a court of military review, and other judicial proceedings. When a judicial robe is worn, personnel will wear a service uniform underneath the robe.

20–15. Military police accessories

a. Type. The military police (MP) accessories are organizational issue items.

b. Description.

- (1) Badge, MP.
- (2) Belt, black, load bearing, approximately 2 to 3 inches wide, with buckle.
- (3) Brassard, MP, or CID, subdued, foliage green with black letters.
- (4) Carrier, club, or baton.
- (5) Case, ammunition magazine, black.
- (6) Case, first aid, black.
- (7) Case, handcuffs, black.
- (8) Case, OC/pepper spray, black.
- (9) Club, policeman’s with leather thong.
- (10) Baton, metal, collapsible, black.
- (11) Gloves, white cotton.
- (12) Flashlight.
- (13) Carrier, ring, flashlight.
- (14) Handcuffs, ratchet type, double lock (two link maximum).
- (15) Helmet liner, MP (ceremonial only).
- (16) Holster, pistol, black.
- (17) Holster, Taser/stun gun, black.
- (18) Lanyard, olive-drab, black or white.
- (19) Whistle, patrolman, brass, black or olive-drab.
- (20) Equipment, safety, as locally prescribed (for example, reflectorized vest or inclement weather).
- (21) ACU patterned equipment is authorized for wear inside an Army corrections facility.

c. How worn. The articles listed in paragraph, above, are authorized, but not mandated for wear with the Class A, Class B, and utility uniforms by military police personnel while performing official military police law enforcement or corrections duties. The articles may also be worn for ceremonial purposes as authorized by the Provost Marshal or commander. See figures 20–10 and 20–11 for examples.




Figure 20-10. Military police accessories, male




Figure 20-11. Military police accessories, female

20-16. Neckgaiter

a. Type. The neckgaiter is an optional purchase item.

b. Description. The neckgaiter is a dark brown or tan knitted cylindrical tube of approximately 10 x 15 inches, consisting of 90 percent polypropylene and 10 percent Lycra. The neckgaiter is camouflage compatible. One size fits all Soldiers.

c. How worn. The neckgaiter is authorized for optional wear with the combat uniforms, maternity work uniforms, and other cold-weather uniforms. It may be worn as a neck warmer, hood, balaclava, ear band, or hat in cold, windy, or dusty environments.

20-17. Neck tabs, female

a. Black, dress.

(1) *Type.* The black dress neck tab is an optional purchase item.

(2) *Description.* The material is polyester and cotton broadcloth in Army shade 305. It is a quarter-moon neck tab, which fits under the collar of the white formal blouses.

(3) *How worn.* The black dress neck tab is worn with the white formal blouse, with mess and the evening mess uniforms.

b. Black, service.

(1) *Type.* The black service neck tab is a clothing bag issue item.

(2) *Description.* The material is polyester and cotton, precured durable press, plain-weave poplin, in an inverted V-shape, in Army shade 305. The neck tab wraps around the neck under the collar of the female long- and short-sleeved, and tucked-in and overblouse service shirts, and fastens to itself with a hook-and-loop fastener. The neck tab design is one of overlapping tabs forming an angle.

(3) *How worn.* The neck tab is worn with the Class A uniform, and with the long- and short-sleeved, and tucked-in and overblouse styles service shirts. The neck tab is required for wear when the long-sleeved shirt is worn without the Class A coat. It is also required for wear when the long-sleeved and short-sleeved shirts are worn with the Class A coat. The neck tab is optional when the short- and long-sleeved shirts are worn with the black pullover and cardigan sweaters.

20-18. Neckties, male

a. Necktie, bow, black, dress or mess.

(1) *Type.* The bow tie is an optional purchase item.

(2) *Description.* The material is black silk or satin of a commercial design, without stripes or figures. The bow has square ends not more than 2 1/2 inches wide.

(3) *How worn.* The black bow tie is worn with the Army green dress uniform, the white and blue mess uniforms, and the Army blue uniforms, after retreat. Enlisted males may wear the black bow tie with the Army green dress uniform with the white shirt at social functions.

b. Necktie, bow, white, evening mess.

(1) *Type.* The white bow tie is an optional purchase item.

(2) *Description.* The material is plain white silk or satin, or of the same material as the shirt, without stripes or figures, in a conventional, civilian full-dress style, not more than 2 1/2 inches wide.

(3) *How worn.* The white bow tie is worn with the Army blue evening mess uniform, or, as an option, males may wear it with the Army white evening mess uniform.

c. Necktie, four-in-hand, black, service.

(1) *Type.* The four-in-hand necktie is a clothing bag issue item.

(2) *Description.* The material is polyester, wool, tropical, or a similar type of woven fabric; a knitted fabric necktie also is authorized. The necktie will be two-fold, four-in-hand, with pointed ends. As an option, a pretied, snap-on necktie is authorized for wear.

(3) *How worn.*

(a) Personnel may wear the tie in a Windsor, half-Windsor, or four-in-hand knot. A conservative tie tack or tie clasp is authorized. The necktie is tied so it is no shorter than 2 inches above the top of the belt buckle, and so it does not extend past the bottom of the belt buckle.

(b) The black four-in-hand necktie is worn with the Class A uniform, and with the short- and long-sleeved service uniform shirts. The necktie is required for wear when the long-sleeved shirt is worn without the Class A coat, and when the short- and long-sleeved shirts are worn with the Class A coat. It is optional when the short- and long-sleeved shirts are worn with the black pullover and cardigan sweaters. The necktie is worn with the Army green dress, and blue

service/dress uniforms before retreat or on duty. Personnel may wear the four-in-hand tie with the blue service/dress uniform after retreat, when the dress code is "military informal."

20–19. Overcoat, ceremonial, blue

a. Type. The ceremonial blue overcoat is an optional purchase item authorized for male or female One to Three Star GOs and Four Star GO, their aides-de-camp, their CSM, and their enlisted aides are authorized to wear the CBO with the white scarf.

(1) Upon reassignment, the Four Star General Officer and their CSM/SGM will retain the overcoat. The CBO will be turned in upon expiration term of service.

(2) The Four Star aide de camp and the enlisted aides must turn their CBO in the central issuing facility upon reassignment.

b. Description.

c. How worn. The CBO with the white scarf is worn on formal ceremonial occasions. The CBO is appropriate for wear when cold weather conditions would reasonably preclude the wear of the Army Service Uniform coat alone. It is recognized that certain ceremonies, which may take place during periods of cold weather, demand a level of formality and solemnity that cannot be achieved by wearing the standard black all-weather coat. Shoulder straps (shoulder boards with ranks) will be worn on all the CBO for GOs. The ASU coat will not be worn under the CBO. The CBO will have rear pleats and should be worn with the white scarf.

20–20. Overshoes, black

a. Type. The overshoes are optional purchase items.

b. Description. The material is rubber or synthetic, of a commercial design.

c. How worn. The overshoes are for optional wear with oxford shoes by male personnel during inclement weather, when not in formation. They are worn with service, dress, and mess uniforms.

20–21. Scarves

a. Dress, black.

(1) *Type.* Black scarves are optional purchase items.

(2) *Description.* The material is wool, silk, or rayon of a commercial design, approximately 12 by 52 inches.

(3) *How worn.* The scarf is authorized for wear by all personnel with the Army black, all-weather coat and the windbreaker. The scarf is worn folded in half lengthwise, with the lengths crossed left over right at the neck, and the ends of the scarf tucked neatly into the neckline of the outer garment. When worn properly, the folded portion of the scarf may be slightly visible above the collar of the outer garment.

b. Utility, olive green 208.

(1) *Type.* Olive green 208 scarves are organizational issue items.

(2) *Description.* The material is wool, flat-jersey knit, in olive green shade 208, in a tubular, seamless-type style with reinforced ends, 51 1/2 to 55 1/2 inches long, by 8 1/2 to 9 1/2 inches wide.

(3) *How worn.* The scarf is authorized for wear with the cold-weather utility coats (field jackets and parkas). The scarf is worn with the lengths folded in half lengthwise and crossed left over right at the neck, with the ends of the scarf tucked neatly into the neckline of the outer garment. When worn properly, the folded portion of the scarf may be slightly visible above the collar of the outer garment.

20–22. Shirts, white

Note: See paragraphs 13–17 and 14–19 for the descriptions of the white shirts worn with the blue service and dress uniforms.

a. Shirt, white, short-sleeved, female.

(1) *Type.* The shirt is an optional purchase item for the Army dress green uniform.

(2) *Description.* The material is white polyester and cotton broadcloth. The shirt has short sleeves and a pointed collar. The black service neck tab is worn with the short-sleeved white shirt when worn with the Army dress green uniform. See chapter 14 for the description and wear policy of the short- and long-sleeved white shirts accompanying the blue service and dress uniforms.

(3) *How worn.* Enlisted females wear a white shirt when they wear the green dress uniform or with the Army blue service or dress uniforms.

b. Shirt, white, formal, female mess.

(1) *Type.* The shirt is an optional purchase item.

(2) *Description.* There are two types of optional purchase white formal female mess shirt authorized for wear:

(a) *Type I:* The shirt is a commercial tuck-in style made of polyester and cotton fabric, with a front closure containing seven removable, dome-shaped, pearl-like buttons. The shirt has three vertical rows of ruffles on each side of the front opening. It has short sleeves and a rounded collar. A quarter moon shaped neck tab is worn with this shirt.

(b) Type II: The shirt is a tucked-in style made of polyester and cotton fabric, with a front closure containing seven removable, dome-shaped, pearl-like buttons. On each side of the front opening, there are three vertical rows of ruffles. The shirt has short sleeves and a rounded collar.

(3) *How worn.* The shirt is worn with mess and evening mess uniforms.

c. Shirt, white, long-sleeved, male.

(1) *Type.* The shirt is an optional purchase item.

(2) *Description.* The material is plain polyester and cotton broadcloth, of a commercial design. The shirt has long sleeves, regular or French cuffs, and a standard turndown collar with tapered points, approximately 2 5/8 inches long. Button-down or snap tab collars are not authorized.

(3) *How worn.* Enlisted males wear the shirt with the Army green uniform when they wear it as a dress uniform. All males wear the shirt with the blue service/dress uniforms.

d. Shirt, white, semiformal, dress, male mess.

(1) *Type.* The shirt is an optional purchase item.

(2) *Description.* The shirt is a white, semiformal dress shirt with long sleeves, a soft bosom, French cuffs, and a standard turndown collar.

(3) *How worn.* The shirt is worn with the blue and white mess uniforms.

e. Shirt, white, formal, male evening mess.

(1) *Type.* The shirt is an optional purchase item.

(2) *Description.* The shirt is a white, formal dress shirt with long sleeves, a stiff bosom, French cuffs, and a wing collar.

(3) *How worn.* The shirt is worn with the evening mess uniforms.

20–23. Shoes

a. Shoes, oxford, black, female.

(1) *Type.* The shoes are clothing bag issue items.

(2) *Description.*

(a) The shoes are made from an approved specification or pattern, or from a similar commercial design and are made of leather, poromeric, or patent leather. The shoe is dress tie-oxford style, with at least three eyelets and a closed toe and heel, with the heel no higher than 2 inches. The shoe is plain, with no design in the shoe material.

(b) As an option, females may wear an ankle-high boot, similar to a jodhpurs (riding) boot, when wearing slacks. If worn, the boot must be plain, without straps or buckles, with a noncontrasting heel and sole, and a heel no higher than 2 inches. An inconspicuously placed zipper is authorized.

(3) *How worn.* The oxford shoe is worn with the service, hospital duty, and food service uniforms.

b. Optional footwear, inclement weather, female.

(1) *Type.* The footwear is an optional purchase item.

(2) *Description.* The footwear is a commercially designed, over-the-foot boot in black leather, rubber, or other synthetic material. The boot must be plain and untrimmed, with heels no higher than 3 inches. The boots may have an inconspicuously placed zipper or snap-type closure.

(3) *How worn.* Females may wear these commercial boots with service uniforms while going to or from duty in inclement weather. They also may wear these boots with the dress and mess uniforms in inclement weather, while in transit. Personnel will exchange the boots for standard footwear when indoors.

c. Shoes, oxford, black, male.

(1) *Type.* The shoes are clothing bag issue items.

(2) *Description.*

(a) The shoes are made from an approved specification or pattern or from a similar commercial design and are made of leather, poromeric, or patent leather. The shoe is dress tie-oxford style, with at least three eyelets, and a closed toe and heel. The shoe is plain, with no design in the shoe material.

(b) As an option, males may wear an ankle-high boot, similar to a jodhpurs or riding boot. If worn, the boot must be plain, without straps or buckles, with a noncontrasting heel and sole, and a heel no higher than 2 inches. An inconspicuously placed zipper is authorized.

(3) *How worn.* The oxford shoes are authorized for wear with service, dress, mess, evening mess, hospital duty, and food service uniforms.

d. Shoes, oxford, white, female.

(1) *Type.* The shoes are optional purchase items.

(2) *Description.* The shoes are made from an approved specification or pattern, or of a similar commercial design in white leather, poromeric, or patent leather. The shoe is dress tie-oxford style. If worn, the shoe must be plain and untrimmed, with no designs in the material. The shoe must have at least two eyelets, a closed toe and heel, a noncontrasting heel and sole, with the heel no higher than 2 inches.

(3) *How worn.* The shoes are worn with the hospital duty uniforms.

e. Shoes, oxford, white, male.

(1) *Type.* The shoes are optional purchase items.

(2) *Description.* The shoes are made from an approved specification or pattern, or of a similar commercial design in white leather, poromeric, or patent leather. The shoe is dress tie-oxford style. If worn, the shoe must be plain and untrimmed, with at least two eyelets, a closed toe and heel, and a noncontrasting heel and sole.

(3) *How worn.* The shoes are worn with the hospital duty uniforms.

f. Shoes, pumps, black or white, female.

(1) *Type.* Black service pumps are a one-time cash allowance item as part of the initial clothing bag allowance. White service pumps are optional purchase items.

(2) *Description.* The pumps are of a commercial design in fine grain leather, poromeric, or patent leather. Suede pumps are not authorized. The pumps are untrimmed, with a closed toe and heel. The heel must be at least 1/2 inch but no more than 3 inches. The sole thickness will not exceed 1/2 inch.

(3) *How worn.*

(a) Black service pumps are authorized for wear by all female personnel with the service, dress, and mess uniforms, and the Army green uniform when worn as a dress uniform. The black service pumps are required for all female personnel.

(b) White service pumps are authorized for wear by all female personnel with the all-white mess uniforms.

g. Shoes, dress, pumps, black or white, fabric.

(1) *Type.* The shoes are optional purchase items.

(2) *Description.* The pumps are of a commercial design in black or white fabric. The pumps are untrimmed, with a closed toe and heel. The heel must be at least 1/2 inch but no more than 3 inches. The sole thickness will not exceed 1/2 inch. When a handbag is carried, the shoes and handbag must be made of the same material.

(3) *How worn.*

(a) Black dress fabric pumps are authorized for wear with the blue and white mess uniforms; with all evening mess uniforms; and with the Army blue uniform after duty hours.

(b) White dress fabric pumps are authorized for wear with the all-white mess uniform.

20–24. Socks

a. Socks, tan, green, or black, cushion sole.

(1) *Type.* The socks are clothing bag issue items or optional purchase items.

(2) *Description.* The socks are tan, green, or black, stretch type, calf-length with a cushion sole.

(3) *How worn.* The cushion sole socks are worn by all personnel when wearing combat or organizationally issued boots. They can also be worn as a two-sock system with the standard liner sock (also called the black dress sock) for additional foot protection.

b. Socks, dress black; sock, boot liner.

(1) *Type.* The socks are clothing bag issue items for male personnel and optional purchase items for females.

(2) *Description.* The socks are made from an approved specification or commercial design. They are calf-length, black polyester and nylon.

(3) *How worn.* Black socks are worn with black oxford shoes.

c. Socks, white, service.

(1) *Type.* The socks are optional purchase items.

(2) *Description.* The socks are of an approved specification or commercial design. They are white cotton or cotton and nylon, plain, ribbed, stretch type, or with an elastic top.

(3) *How worn.* Males wear the white socks with the white oxford shoes. Females may wear the white socks instead of white stockings when wearing the hospital duty pantsuit with the white oxford shoes.

d. Stockings, sheer.

(1) *Type.* The stockings are a one-time cash allowance as part of the initial clothing bag allowance.

(2) *Description.* The stockings are sheer or semisheer, without seams, and of tones complementary to the wearer's skin tone and to the uniform. No patterned or pastel stockings are authorized while in uniform.

(3) *How worn.* The stockings are worn with the service, dress, and mess uniforms. As an option when wearing slacks, females may wear black socks with the black oxford shoe or the optional ankle boots. The socks must be calf-length, plain, black cotton, or cotton and nylon (see para *b*, above).

e. Stockings, white.

(1) *Type.* The stockings are optional purchase items.

(2) *Description.* They are sheer or semisheer, without seams.

(3) *How worn.* Females wear the white stockings with the hospital duty uniforms, when wearing the white oxford shoes. Females may wear white socks instead of white stockings when wearing the hospital duty pantsuit.

20–25. Suspenders

- a. *Type.* Suspenders are optional purchase items.
- b. *Description.* They are of commercial design.
- c. *How worn.* Males may wear suspenders with the dress, mess, and evening mess uniforms, as long as the suspenders are not visible when worn.

20–26. Sweaters

- a. Cardigan, black, unisex.
 - (1) *Type.* The black cardigan is an optional purchase item.
 - (2) *Description.* The black cardigan is 50/50 acrylic and wool, in a long-sleeved coat style, with five buttons, and shoulder epaulets (see fig 20–12).




Figure 20–12. Black unisex cardigan

- (3) *How worn.*
 - (a) The black cardigan is authorized for wear by all personnel with the Class B uniform, and by food service supervisors with the food service supervisor uniform. Personnel may wear the black cardigan indoors or outdoors. When worn indoors, personnel may wear the cardigan buttoned or unbuttoned; when outdoors, personnel, except for pregnant Soldiers, must button all five buttons.
 - (b) When the black cardigan is worn with the long- or short-sleeved service uniform shirts, personnel have the option of wearing a necktie or neck tab. Personnel may wear the collar of the shirts inside or outside the cardigan. Personnel may cuff the sleeves of the black cardigan, but they may not roll or push up the sleeves.
 - (c) Officers and enlisted personnel in the rank of corporal or higher will wear shoulder marks on the epaulets of the black cardigan. Personnel will not wear the nameplate, DUI, or RDI on the black cardigan. Personnel may wear the black cardigan without rank insignia when wearing civilian clothes.

(d) Hospital and food service personnel may no longer wear the black cardigan with the hospital and food service uniforms (see para *b*, below).

b. Cardigan, white, unisex.

(1) *Type.* The white cardigan is an optional purchase item.

(2) *Description.* The white cardigan is 100-percent acrylic in a long-sleeved coat style, with six buttons and two pockets (see fig 20–13).




Figure 20–13. White unisex cardigan

(3) *How worn.*

(a) The white cardigan is authorized for wear with the hospital and food service uniforms, indoors or outdoors, by hospital and food service personnel. When worn indoors, personnel may wear the white cardigan buttoned or unbuttoned; when outdoors, personnel, except for pregnant Soldiers, must button all six buttons.

(b) Personnel will wear the collars of the hospital and food service uniforms outside the white cardigan, so rank insignia is visible. Personnel may cuff the sleeves of the white cardigan, but they may not roll or push up the sleeves. Personnel will not wear rank insignia, nameplate, DUI, or RDI on the white cardigan. Personnel may wear the white cardigan when wearing civilian clothes. Food service personnel will not wear the white cardigan when preparing food.

c. Pullover, black, unisex.

(1) *Type.* The black pullover is an optional purchase item.

(2) *Description.* The black pullover is available in either 100-percent wool or 100-percent acrylic, in a V-neck style, with shoulder, elbow, and chest patches made in a polyester and cotton fabric (see fig 20–14).




Figure 20–14. Black unisex pullover

(3) *How worn.*

(a) The black pullover is authorized for wear by all personnel with the Class B uniform and by food service supervisors with the food service supervisor uniform.

(b) When the black pullover is worn with the long- or short-sleeved service uniform shirts, personnel have the option of wearing a necktie or neck tab. Personnel will wear the collar of the shirts outside the black pullover if they do not wear a necktie or neck tab. Personnel may cuff the sleeves of the black pullover, but they may not roll or push up the sleeves.

(c) Officers and enlisted personnel in the rank of corporal or higher will wear shoulder marks on the epaulets of the black pullover. The nameplate is worn centered 1/4 inch above the bottom of the chest patch, and the DUI is worn centered from left to right and from top to bottom on the chest patch, above the nameplate. Soldiers not authorized a DUI will wear the RDI instead of a DUI. Chaplains will wear their branch insignia. Personnel may adjust the placement of the nameplate and DUI or RDI up or down on the patch, to allow for larger sized DUI or RDI, or to adjust to body configuration.

(d) Personnel may wear the black pullover under the black all-weather coat and black windbreaker. When worn under the windbreaker, the black pullover must not be visible below the windbreaker. Personnel may wear the black pullover without insignia when wearing civilian clothes.

20–27. Umbrella

a. *Type.* The umbrella is an optional purchase item.

b. *Description.* The umbrella is black, plain, with no logos or designs, and of a commercial design.

c. *How worn.* Soldiers may carry and use an umbrella, only during inclement weather, when wearing the service (Class A and Class B), dress, and mess uniforms. Umbrellas are not authorized in formations or when wearing field or utility uniforms. Commanders may further restrict Soldiers' use of umbrellas as appropriate.

20–28. Undergarments

a. Brassieres and underpants (female).

(1) *Type.* Brassieres and underpants are a one-time cash allowance purchase as part of the initial clothing bag allowance.

(2) *Description.* Brassieres and underpants may be of a commercial design, in white, black, or other neutral colors that are not readily apparent when worn under the uniform. The category of brassieres also includes sports bras.

(3) *How worn.* Females will wear brassieres and underpants with all uniforms.

b. Camisole (female).

(1) *Type.* The camisole is an optional purchase item.

(2) *Description.* The camisole is of a commercial design in white, black, or other neutral colors not readily apparent under the uniform.

(3) *How worn.*

(a) Females are authorized to wear the camisole with all uniforms. The camisole is not a substitute for the tan undershirt when the tan undershirt is normally part of the uniform (such as the ACU, flight uniform, cold-weather uniform, and so forth).

(b) The camisole is not a substitute for brassieres. Females will ensure that uniforms fit properly when wearing the camisole.

c. Drawers (male).

(1) *Type.* Drawers are clothing bag issue items.

(2) *Description.* The drawers are brown, in brief length.

(3) *How worn.* Males will wear drawers with all uniforms. Either the brief or boxer style drawers are authorized for wear. Males also may wear commercially purchased brief or boxer versions of drawers, in white, brown, or other neutral colors.

d. Slips (female).

(1) *Type.* Slips are a one-time cash allowance purchase as part of the initial clothing bag allowance.

(2) *Description.* Slips will be of a commercial design, in white, black, or other neutral colors not readily apparent under the uniform.

(3) *How worn.* Females will wear slips with the service, dress, and mess skirts, and with the hospital duty and food service dresses.

e. Undershirt, tan (male and female).

(1) *Type.* The undershirt is a clothing bag issue item.

(2) *Description.* The material is cotton knitted cloth or 50 percent cotton and 50 percent polyester, with quarter-length sleeves and a crew neck, or is of a similar commercial design.

(3) *How worn.* All personnel will wear the undershirt with all utility uniforms, except for hospital duty and food service uniforms.

(4) *Foliage green undershirt alternative.* Is a standard 100 percent cotton green undershirt and is authorized for wear by those Soldiers in jobs that have an associated flame risk or hazard. Those Soldiers authorized wear are outlined in CTA 50–900, table 4. The foliage green undershirt is required to support those individuals in armor and aviation fields that cannot wear the tan moisture-wicking T-shirt, to include fuel handlers and others who handle hazardous materials.

f. Undershirt, white, crew neck (male).

(1) *Type.* The crew neck undershirt is a clothing bag issue item for males.

(2) *Description.* The white undershirt is of a commercial design, short-sleeved, in a crew neck style.

(3) *How worn.*

(a) Males may wear the white crew neck undershirt with the service, dress, mess, hospital duty, and food service uniforms.

(b) Personnel are not authorized to wear the white undershirt with the ACU, flight uniforms, CVC uniforms, or other utility or field uniforms that require wearing the tan undershirt.

g. Undershirt, white, V-neck (male and female).

(1) *Type.* The V-neck undershirt is an optional purchase item for all Soldiers.

(2) *Description.* The white V-neck undershirt is of a commercial design, short-sleeved, in a V-neck style.

(3) *How worn.*

(a) Soldiers may wear the V-neck undershirt with the service, dress, mess, hospital duty, and food service uniforms. Females may not substitute the V-neck undershirt for brassieres, and they must ensure that uniforms fit properly when wearing the V-neck undershirt.

(b) Personnel are not authorized to wear the white V-neck undershirt with the ACU, flight uniforms, CVC uniforms, or other utility or field uniforms that require wearing the brown undershirt.

20–29. Vest, white, male

a. *Type.* The vest is an optional purchase item.

b. Description. The materials are cotton twill, white; polyester and wool-blended fabrics in tropical, white; polyester and wool-blended fabrics in twill weave, white; or polyester-textured woven serge, white. The white vest is single-breasted, cut low with a rolling collar and pointed bottom, and fastened with three detachable, small white buttons.

c. How worn. Male personnel will wear the white vest when wearing the Army white evening mess uniform with formal accessories and with the Army blue evening mess uniform.

20-30. Windbreaker, black

a. Type. The windbreaker is an optional purchase item.

b. Description. The black windbreaker is made of polyester and wool (65/35), in Army shade 458, and has a Velcro-in liner. The officer windbreaker has a knit collar, cuffs, and waist. The enlisted windbreaker has a standard collar, knit cuffs, and waist. Female windbreakers have bust darts. Females are authorized to wear the female or male windbreakers (see fig 20-15).

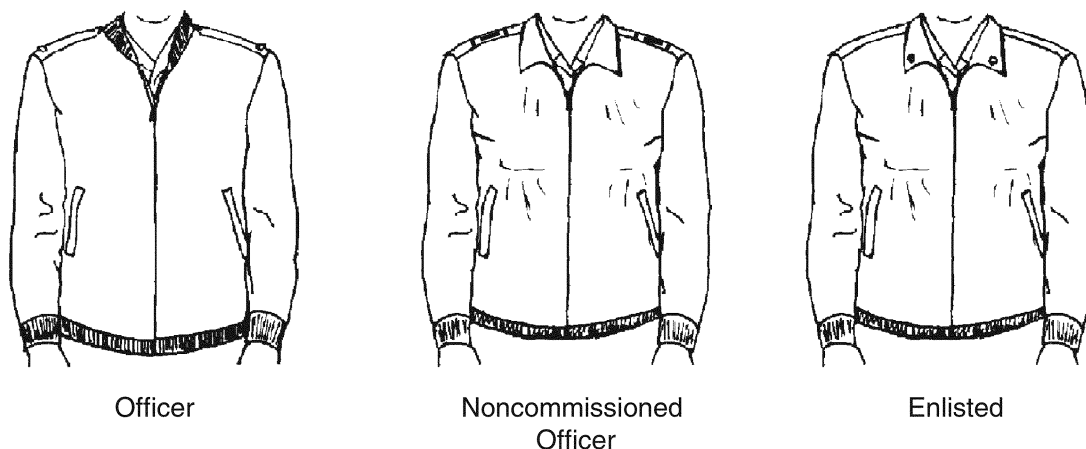


Figure 20-15. Windbreakers

c. How worn. All personnel may wear the windbreaker with the Class B, hospital duty, and food service uniforms. Personnel will not wear the windbreaker in formations unless authorized by the commander. Personnel will wear the windbreaker zipped to at least the second button down from the top of the shirt. Officers wear nonsubdued pin-on grade insignia on the shoulder loops of this coat. Noncommissioned officers wear shoulder marks on the shoulder loops. Enlisted personnel wear nonsubdued grade insignia on the collars. Personnel may wear the windbreaker without insignia when wearing civilian clothing.

Chapter 21 Wear of Insignia and Accouterments

21-1. General

See AR 670-1 for general policy regarding wear of insignia and accouterments.

21-2. General description

a. Material. Officers may wear embroidered insignia in lieu of nonsubdued metal insignia on mess and evening mess uniforms. All personnel may wear either subdued embroidered cloth insignia or subdued metal insignia on utility uniforms; they may not mix the two. When personnel sew on badges, the following must also be sewn on the utility uniform coat: nametape, U.S. Army tape, and grade insignia. This requirement does not apply to the patrol cap. If a Soldier sews on a U.S. Army tape, nametape, or grade insignia, then all three items must be sewn on. Subdued

embroidered insignia is on a cloth backing and will not be embroidered directly on the uniform. Personnel may not wear embroidered, sew-on subdued insignia on organizational items, unless otherwise specified in this pamphlet.

b. Attachment. Personnel will attach insignia directly on the uniform so that it rests firmly without turning. Soldiers will ensure that embroidered cloth insignia is sewn on the uniform so the stitching blends inconspicuously with the background material. Visible objects, such as clear badge holders worn on the outside of the uniform, are not authorized to aid in affixing insignia to the uniform.

21-3. Headgear insignia

a. Service cap, Army blue; and drill sergeant hat, male personnel. Male personnel wear the following insignia, secured through the front eyelet, on the service caps and drill sergeant hat.

(1) *Commissioned officers.* The insignia is the coat of arms of the United States, 2 3/8 inches in height, in gold-colored metal (see fig 21-1).



Figure 21-1. Service cap insignia, commissioned officer, male

(2) *Warrant officers.* The insignia is an eagle rising with wings displayed, standing on a bundle of two arrows, enclosed in a wreath. The insignia is 1 1/2 inches in height, in gold-colored metal (see fig 21-2).



Figure 21-2. Service cap insignia, warrant officer

(3) *Sergeant Major of the Army.* The insignia is the coat of arms of the United States within a wreath, 1-15/16 inches in height, in gold-colored metal (see fig 21-3).



Figure 21-3. Service cap insignia, Sergeant Major of the Army

(4) *Enlisted personnel.* The insignia is a plain, gold-colored disk, 1 1/2 inches in diameter, with a gold-colored metal coat of arms of the United States attached to the disk (see fig 21-4).



Figure 21-4. Service cap insignia, enlisted, male

b. Service hat, Army blue; and drill sergeant hat, female personnel. Female personnel wear the headgear insignia centered on the hatband of the service hat. On the drill sergeant hat, the insignia is worn centered between the top of the hat and the hatband.

(1) *Commissioned officers.* The insignia is the coat of arms of the United States, 1 5/8 inches in height, in gold-colored metal (see fig 21-5).



Figure 21-5. Service cap insignia, commissioned officer, female

(2) *Warrant officers.* The insignia is an eagle rising with wings displayed, standing on a bundle of two arrows, enclosed in a wreath. The insignia is 1 1/2 inches in height, in gold-colored metal (see fig 21-2).

(3) *Enlisted personnel.* The insignia is the coat of arms of the United States, within a ring that is 1 3/4 inches in diameter, in gold-colored metal (see fig 21-6).



Figure 21-6. Service cap insignia, enlisted female

c. *Beret (black, tan, green, and maroon)*. See paragraph 4–10 for additional beret wear policy. Personnel will wear the following insignia on berets:

(1) Airborne, ranger, and special forces Soldiers wear their distinctive flashes on their berets. All other Soldiers wear the Army flash on the black beret, unless authorization for another flash was granted before implementing the black beret as the standard Army headgear. The flash is sewn centered on the stiffener of the beret, with noncontrasting thread (see fig 21–7).

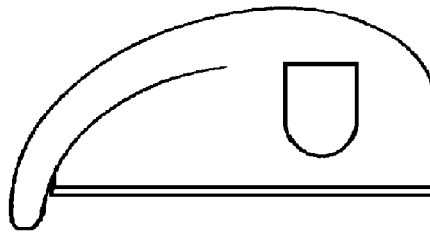


Figure 21–7. Beret with flash

(2) Officers wear nonsubdued grade insignia centered on the flash; chaplains wear their branch insignia (see fig 21–8).

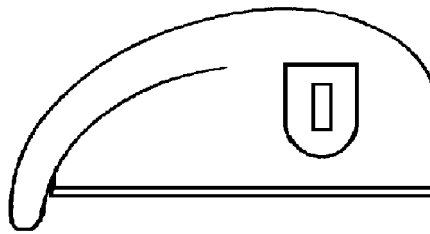


Figure 21–8. Beret with flash, officer and warrant officer

(3) Enlisted personnel wear their DUI centered on the flash. Soldiers assigned to units without a DUI wear the RDI on the flash (see fig 21–9).

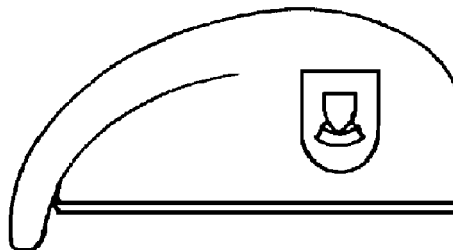


Figure 21–9. Beret with flash, enlisted

d. *Helmet liner and helmet camouflage cover.* Only the insignia prescribed below is authorized for wear on the helmet liner or helmet camouflage cover, as indicated. Personnel will not alter the color of the helmet except for safety or training requirements.

(1) *All personnel, except chaplains.* All personnel, except chaplains, wear their subdued grade insignia centered on the front of the camouflage cover, approximately 2 1/2 inches up from the bottom rim (see fig 21–10). Subdued pin-on or embroidered sew-on grade insignia is authorized for wear on the camouflage cover. Commanders may not require enlisted Soldiers to attach embroidered grade insignia, unless it is issued and attached without cost to the Soldier. Wearing nametapes or using other means to apply names to helmet bands is determined by the commander and is provided to Soldiers at no cost.

Note. Chaplains wear their subdued branch insignia, in lieu of grade insignia.

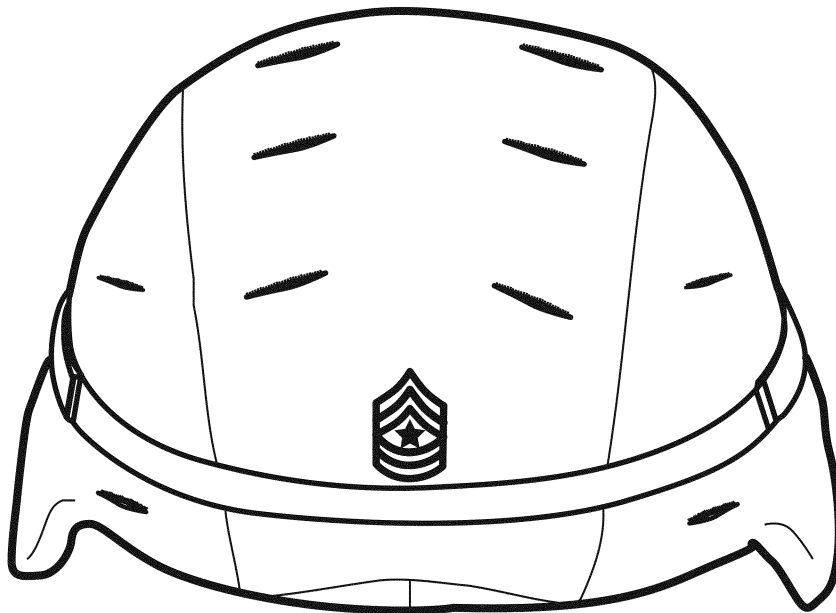


Figure 21–10. Helmet cover with rank insignia

(2) *Military police personnel.* Military police may have the letters “MP” in white, centered on the front of the helmet liner, 1 1/2 inches up from the bottom rim (see fig 21–11). On helmets with camouflage covers, MP personnel are authorized to have the letters “MP” in black, 1 1/2 inches up from the rim. Personnel will center their grade insignia 1/2 inch above the white or black “MP” letters. Helmets also must have a painted stripe, 1 1/4 inches wide and 2 inches up from the bottom rim, parallel to the rim and following the contour of the helmet liner. As an option, MP personnel may wear the numerical designation of their unit and DUI over the left and right ears, respectively, centered on the painted stripe. Personnel will wear the following color stripes on the helmet liner:




Figure 21–11. Helmet insignia, military police

(a) *Division units.* A red stripe, 1 1/4 inches wide (see fig 21–12).

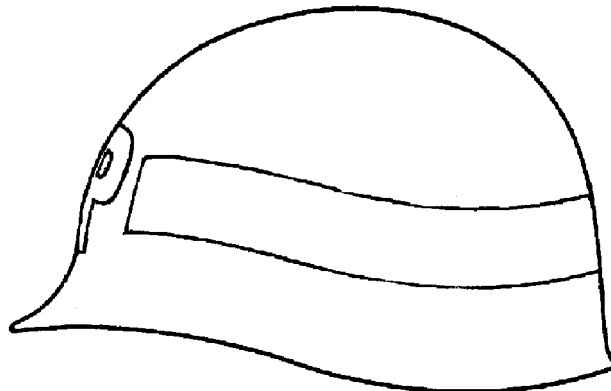


Figure 21–12. Helmet insignia, military police division unit

(b) *Corps units.* A blue stripe, 5/8 inch wide, above a 5/8 inch wide red stripe (see fig 21–13).




Figure 21–13. Helmet insignia, military police corps unit

(c) *Army units.* A white stripe, 5/8 inch wide, above a 5/8 inch wide red stripe (see fig 21–14).

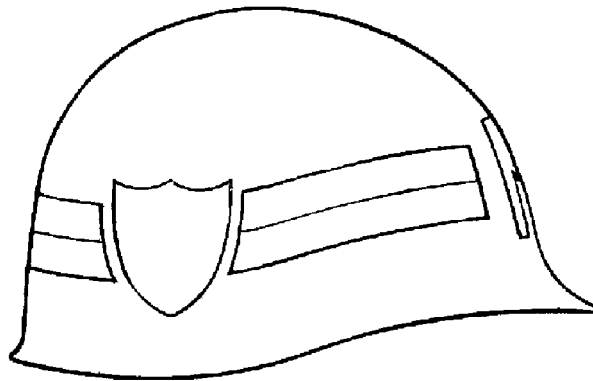


Figure 21–14. Helmet insignia, military police Army unit

(d) *All other military police units.* A white stripe, 1 1/4 inches wide (see fig 21–12).

e. *Patrol cap.* Enlisted personnel, officers, and warrant officers will wear subdued grade insignia on patrol caps and cold-weather utility caps. Grade insignia (branch insignia for chaplains) is centered on the front of the headgear left to right, and top to bottom; no other insignia other than the nametape is worn on the headgear (see figs 21–15 and 21–16). See paragraph 4–10 for additional headgear wear policy.

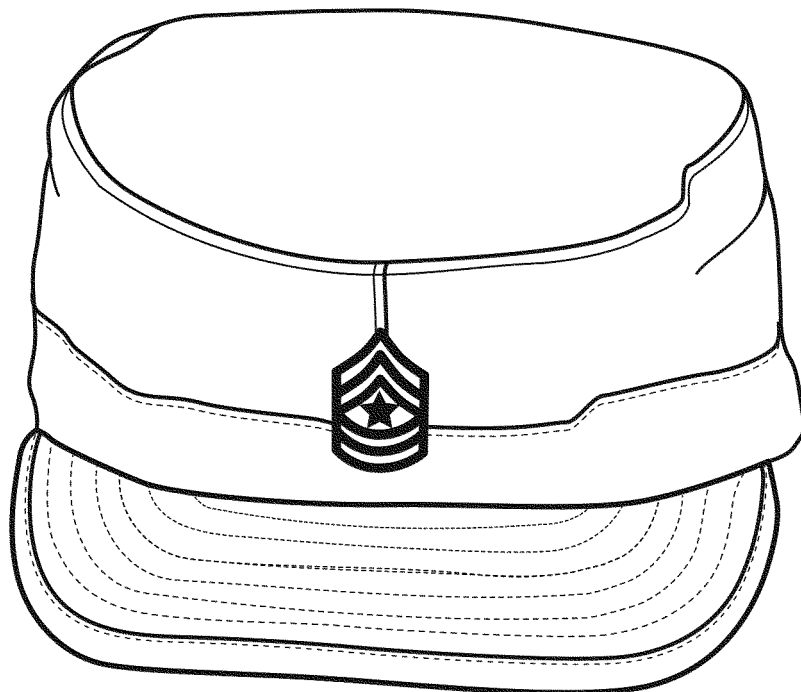


Figure 21-15. Patrol cap insignia, enlisted

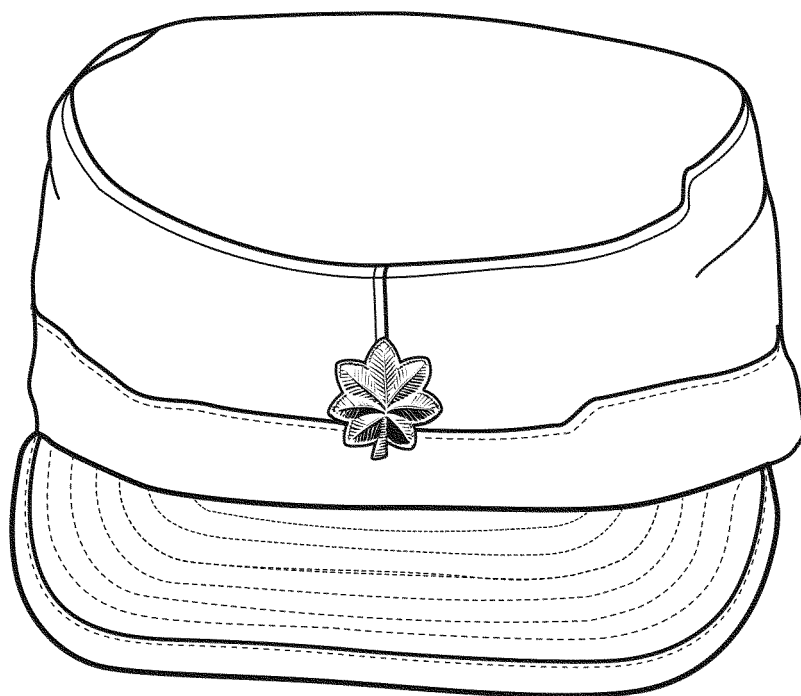


Figure 21-16. Patrol cap insignia, officer

21-4. U.S. insignia

a. All officers.

(1) *Description.* The U.S. insignia consists of the block letters, "U.S." in gold-colored metal, 7/16 inch in height, with each letter followed by a period (see fig 21-17).




Figure 21-17. U.S. insignia, officer

(2) How worn.

(a) *Male officers.* On the Army green and blue uniform coats, officers wear the U.S. insignia 5/8 inch above the notch on both collars, with the centerline of the insignia bisecting the notch, and parallel to the inside edge of the lapel (see fig 21-18).




Figure 21-18. Wearing U.S. insignia, officer, male

(b) *Female officers.* There are two versions of the blue uniform coats: the old version produced prior to 10 August 1992, and the new version produced after that date. On the old version of the blue uniform coat, the U.S. insignia is centered 1 inch above the notch on the right collar, with the centerline of the insignia bisecting the notch, and parallel to the inside edge of the lapel (see fig 21-19). On the new version of the blue uniform coat, and on the Army green coat, the U.S. insignia is centered on both collars, approximately 5/8 inch up from center of the collar and lapel seam, with the centerline of the insignia parallel to the inside edge of the lapel (see fig 21-20).

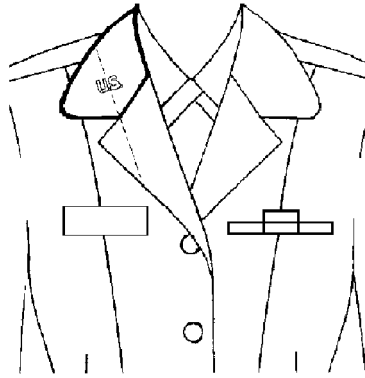


Figure 21–19. Wearing U.S. insignia, officer, female, old version blue coat




Figure 21–20. Wearing U.S. insignia on green and blue coats (new version), officer, female

b. Enlisted personnel.

(1) *Description.* The enlisted U.S. insignia consists of the block letters “U.S.” in gold-colored metal, 7/16 inch in height, with each letter followed by a period. The “U.S.” is placed on a 1-inch diameter disk in gold-colored metal (see fig 21–21).




Figure 21–21. U.S. insignia, enlisted

(2) *How worn.*

(a) *All male enlisted personnel except basic trainees.* On the green and blue uniform coats, the bottom of the U.S. insignia disk is placed approximately 1 inch above the notch, centered on the right collar, with the centerline of the insignia parallel to the inside edge of the lapel (see fig 21-22).




Figure 21-22. Wearing U.S. insignia, male

(b) *All female enlisted personnel except basic trainees.* There are two versions of the blue uniform coats: the old version produced prior to 10 August 1992, and the new version produced after that date. On the old version of the blue uniform coats, the bottom of the U.S. insignia disk is centered approximately 1 inch above the notch on the right collar, with the centerline of the insignia bisecting the notch, and parallel to the inside edge of the lapel (see fig 21-23). On the new versions of the blue uniform coats, and on the Army green coat, the bottom of the U.S. insignia disk is centered on the right collar, approximately 5/8 inch up from center of the collar and lapel seam, with the centerline of the insignia parallel to the inside edge of the lapel (see fig 21-24).

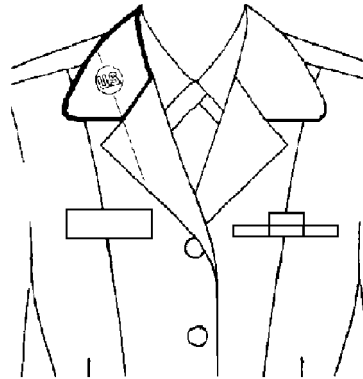


Figure 21-23. Wearing U.S. insignia, enlisted, female, old version blue coat




Figure 21–24. Wearing U.S. insignia on green and blue coats (new version), enlisted, female

(c) *Basic trainee personnel.* The U.S. insignia is worn on both collars in the same manner as described for enlisted male and female personnel above. Upon award of their primary military occupational specialty (PMOS), trainee personnel will wear the appropriate branch insignia on the left collar, in accordance with paragraphs 21–10 and 21–12.

c. *Criminal Investigation Division special agents.* When wearing utility uniforms, special agents of the Criminal Investigation Division (CID) (MOS 95D and 311A) may wear the subdued U.S. insignia in lieu of insignia of rank, as directed by the Commanding General, U.S. Army Criminal Investigation Command.

(1) *Description.* The subdued U.S. insignia consists of the block letters “U.S.” in black-colored metal, 7/16 inch in height, with each letter followed by a period.

(2) *How worn.*

(a) *Utility shirts.* The insignia is worn centered horizontally on the left and right collars, 1 inch up from the lower edge.

(b) *Cold-weather coat.* The insignia is worn centered on the shoulder loops 5/8 inch from the outside shoulder seam, with the bottom edge of the insignia facing the shoulder seam.

(c) *Patrol caps.* The insignia is worn centered on the front of the cap, left to right, and top to bottom.

(d) *Helmet camouflage covers.* The insignia is worn centered on the front of the cover, approximately 2 1/2 inches up from the bottom rim.

21–5. Grade insignia for general officers

a. *Description.* The grade insignia described below applies to male and female general officers.

(1) *General.* The nonsubdued grade insignia has four silver-colored, five-pointed stars, each 1 inch in diameter. Medium silver-colored stars, 3/4 inch in diameter, and miniature silver-colored stars, 5/8 inch in diameter, also are authorized. The general officer subdued grade insignia will be 3/4 inch stars point to vertex, 1/8 inch apart. The subdued grade insignia will be four black stars embroidered on the camouflage pattern, 2 inches by 3 1/4 inches overall, with both hook-and-loop fastener attached for wear on utility uniforms and ECWCS (see fig 21–25).

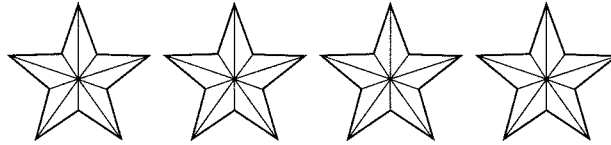


Figure 21–25. Insignia of grade, general, hook-and-loop insignia

(2) *Lieutenant general.* The nonsubdued grade insignia has three silver-colored, five-pointed stars, each 1 inch in diameter. Medium silver-colored stars 3/4 inch in diameter and miniature silver-colored stars, 5/8 inch in diameter, also are authorized. The subdued lieutenant general grade insignia will be three black stars embroidered on the matching camouflage pattern, 2 inches by 3 1/4 inches, and will have both hook-and-loop fastener attached for wear on utility uniforms and ECWCS (see fig 21–26).




Figure 21–26. Insignia of grade, lieutenant general hook-and-loop insignia

(3) *Major general.* The nonsubdued grade insignia has two silver-colored, five-pointed stars, each 1 inch in diameter. Medium silver-colored stars, 3/4 inch in diameter, and miniature silver-colored stars, 5/8 inch in diameter, also are authorized. The subdued major general grade insignia will be two black stars embroidered on the matching camouflage pattern, 2 inches by 2 inches, overall with hook-and-loop fastener for wear on utility uniforms and ECWCS (see fig 21–27).

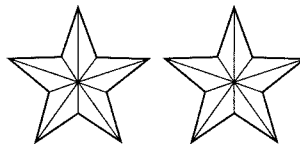


Figure 21–27. Insignia of grade, major general hook-and-loop insignia

(4) *Brigadier general.* The nonsubdued grade insignia has one silver-colored, five-pointed star, 1 inch in diameter. Medium silver-colored stars, 3/4 inch in diameter, and miniature silver-colored stars, 5/8 inch in diameter, also are authorized. The subdued brigadier general grade insignia will be one black star embroidered on the matching camouflage pattern, 2 inches by 2 inches overall, with hook-and-loop fastener for wear on utility uniforms and ECWCS (see fig 21–28).




Figure 21–28. Insignia of grade, brigadier general hook-and-loop insignia

b. How worn.

(1) *Nonsubdued.*

(a) The appropriate number of stars is worn centered on the shoulder loops, equidistant between the outside edge of the shoulder loop and the outer edge of the shoulder loop button on the Army green uniform coat, the all-weather coat, and the windbreaker. Stars are worn “point to V” on shoulder loops (see fig 21–29).




Figure 21–29. Insignia of grade, general officers, on shoulder loop

(b) Shoulder marks with the appropriate number of stars are worn on the service uniform long- and short-sleeved shirts, the black unisex cardigan sweater, and the black pullover sweater,

(c) The appropriate number of stars is worn centered on the beret flash, point to point (see fig 21–30).

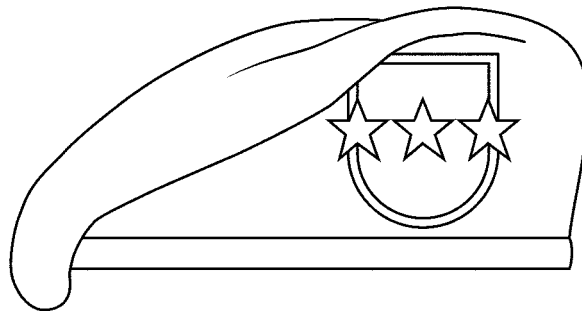


Figure 21–30. Insignia of grade, general officers, on beret


(d) General officers may wear medium or miniature stars in lieu of regular-sized stars. As an option, general officers may mount full-sized, medium, or miniature stars on a bar for wear on coats, jackets, and the beret. When this option is chosen, the bar is worn centered on the shoulder loop or beret flash.

(2) *Subdued.* The subdued grade insignia point-to-point stars are worn on the headgear as prescribed in paragraph 21–3, above.

21–6. Grade insignia for other officers

a. Description. The insignia described below applies to both male and female officers.

(1) *Colonel*. The nonsubdued colonel grade insignia is a silver-colored spread eagle, in a shiny finish, 3/4 inch high, with 1 1/2 inches between the tips of the wings. The head of the eagle faces to the wearer's right or to the front. The subdued colonel grade insignia is the same as above, except the color is black (see fig 21-31). The subdued colonel grade insignia will be embroidered on a camouflage pattern background 2 inches by 2 inches, with hook-and-loop fastener for wear on utility uniforms and ECWCS.



Right shoulder



Left shoulder

Figure 21-31. Insignia of grade, colonel

(2) *Lieutenant colonel*. The nonsubdued lieutenant colonel grade insignia is a silver-colored oak leaf, in a satin finish with an irregular surface, 1 1/8 inches high and 1 inch wide. The leaf is worn with the stem facing the outside shoulder seam. The subdued lieutenant colonel grade insignia is the same as below, except the color is black (see fig 21-32). The subdued lieutenant colonel grade insignia will be embroidered on a camouflage pattern background, 2 inches by 2 inches, with hook-and-loop fastener for wear on utility uniforms and ECWCS.




Figure 21-32. Insignia of grade, lieutenant colonel (silver)

(3) *Major*. The nonsubdued major grade insignia is a gold-colored oak leaf, in a satin finish with an irregular surface, 1 1/8 inches high and 1 inch wide. The leaf is worn with the stem facing the outside shoulder seam. The subdued major grade insignia is the same as above, except the color is brown (see fig 21-33). The subdued major grade insignia will be embroidered on a camouflage pattern background 2 inches by 2 inches with hook-and-loop fastener for wear on utility uniforms and ECWCS.




Figure 21-33. Insignia of grade, major (gold)

(4) *Captain.* The nonsubdued captain grade insignia is two silver-colored bars, each $\frac{3}{8}$ inch in width and 1 inch in length, with a smooth surface. The bars are spaced $\frac{1}{4}$ inch apart and are worn lengthwise on shirt collars, parallel to the shoulder seam on shoulder loops. The subdued captain grade insignia is the same as below, except the color is black (see fig 21-34). The subdued captain grade insignia will be embroidered on the camouflage pattern background, 2 inches by 2 inches, with hook-and-loop fastener for wear on utility uniforms and ECWCS.

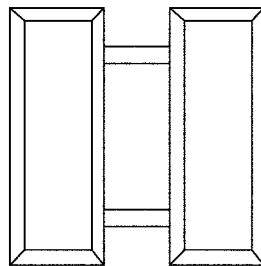


Figure 21-34. Insignia of grade, captain

(5) *First lieutenant.* The nonsubdued first lieutenant grade insignia is one silver-colored bar, $\frac{3}{8}$ inch in width and 1 inch in length, with a smooth surface. The bar is worn lengthwise on shirt collars, parallel to the shoulder seam on shoulder loops. The subdued first lieutenant grade insignia is the same as above, except the color is black (see fig 21-35). The subdued first lieutenant grade insignia will be embroidered on the camouflage pattern background, 2 inches by 2 inches, with hook-and-loop fastener for wear on utility uniforms and ECWCS.



Figure 21-35. Insignia of grade, first lieutenant (silver)

(6) *Second lieutenant.* The nonsubdued second lieutenant grade insignia is one gold-colored bar, 3/8 inch in width and 1 inch in length, with a smooth surface. The bar is worn lengthwise on shirt collars, parallel to the shoulder seam on shoulder loops. The subdued second lieutenant grade insignia is the same as above, except the color is brown (see fig 21–36). The subdued second lieutenant grade insignia will be embroidery on a camouflage pattern background, 2 inches by 2 inches, with hook-and-loop fastener for wear on utility uniforms and ECWCS.



Figure 21–36. Insignia of grade, second lieutenant (gold)

(7) *Chief warrant officer 5.* The nonsubdued CW5 grade insignia is a silver-colored bar, 3/8 inch in width and 1 1/8 inches in length, with a black line in the center of the bar. The subdued CW5 grade insignia will be embroidery on a camouflage pattern background, 2 inches by 2 inches, with hook-and-loop fastener for wear on utility uniforms and ECWCS (see fig 21–37).



Figure 21–37. Insignia of grade, chief warrant officer 5

(8) *Chief warrant officer 4.* The nonsubdued CW4 grade insignia is a silver-colored bar, 3/8 inch in width and 1 1/8 inches in length, with four black enamel squares. The bar is worn lengthwise on shirt collars, parallel to the shoulder seam on shoulder loops. The subdued CW4 grade insignia is the same as below, except that the color is olive drab with black squares (see fig 21–38). The subdued CW4 grade insignia will be embroidered on a camouflage pattern background, 2 inches by 2 inches, with hook- and-loop fastener for wear on utility uniforms and ECWCS.



Figure 21–38. Insignia of grade, chief warrant officer 4

(9) *Chief warrant officer 3. (CW3)* The nonsubdued CW3 grade insignia is a silver-colored bar, 3/8 inch in width and 1 1/8 inches in length, with three black enamel squares. The bar is worn lengthwise on shirt collars, parallel to the shoulder seam on shoulder loops. The subdued CW3 grade insignia is the same as below, except that the color is olive drab with black squares (see fig 21–39). The subdued CW3 grade insignia will be embroidered on a camouflage pattern background, 2 inches by 2 inches, with hook- and-loop fastener for wear on utility uniforms and ECWCS.



Figure 21–39. Insignia of grade, chief warrant officer 3

(10) *Chief warrant officer 2 (CW2)*. The nonsubdued CW2 grade insignia is a silver-colored bar, 3/8 inch in width and 1 1/8 inches in length, with two black enamel squares. The bar is worn lengthwise on shirt collars, parallel to the shoulder seam on shoulder loops. The subdued CW2 grade insignia is the same as below, except that the color is olive drab with black squares (see fig 21–40). The subdued CW2 grade insignia will be embroidered on a camouflage pattern background, 2 inches by 2 inches, with hook- and-loop fastener for wear on utility uniforms and ECWCS.



Figure 21–40. Insignia of grade, chief warrant officer 2

(11) *Warrant officer 1 (WO1)*. The nonsubdued WO1 grade insignia is a silver-colored bar, 3/8 inch in width and 1 1/8 inches in length, with one black enamel square. The bar is worn lengthwise on shirt collars, parallel to the shoulder seam on shoulder loops. The subdued WO1 grade insignia is the same as below, except that the color is olive drab with one black square (see fig 21–41). The subdued WO1 grade insignia will be embroidered on a camouflage pattern background, 2 inches by 2 inches, with hook- and-loop fastener for wear on utility uniforms and ECWCS.



Figure 21–41. Insignia of grade, warrant officer one

b. How worn.

(1) Nonsubdued.

(a) On the Army green uniform coat, the all-weather coat, and the windbreaker, officer grade insignia is worn on the shoulder loops, 5/8 inch from the outside shoulder seam, and centered front to back (see fig 21-42).

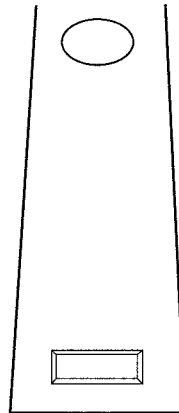


Figure 21-42. Insignia of grade, other officers, on shoulder loops

(b) On the hospital duty uniform for male and female officers, the grade insignia is worn centered on the right collar, 1 inch from the lower edge of the collar, with the centerline of the insignia parallel to the lower edge of the collar.

(c) See paragraph 21-3 for guidelines on headgear grade insignia.

(2) Subdued.

(a) Officers wear subdued grade insignia centered on the front hook and loop pad of all utility uniforms, with the exception of the hospital duty uniform, as described above (see para 21-6b(1)(b)) and on the ECWCS (Gore-Tex®) parka.

(b) On the ECWCS (Gore-Tex®) parka, the subdued insignia is worn centered on the front tab. Wearing cloth rank insignia tab on the front tab of the ECWCS parka is authorized, as described in paragraph 21-8d, below. Only subdued pin-on grade insignia is worn on organizational clothing, unless otherwise specified in this pamphlet.

21-7. Grade insignia for enlisted personnel

a. Large insignia. The large, embroidered, sew-on grade insignia is a golden-light color. The width of each chevron and arc is 5/16 inch, with a 3/16-inch space between each chevron and each arc. The insignia has a background in Army green, blue, or white cloth, 3 inches wide, which provides a 1/8-inch edging around the entire insignia. The lowest chevron joins the topmost arc at each side of the insignia.

b. Small insignia. The small, embroidered, sew-on grade insignia is a golden-light color. The width of each chevron and arc is 1/4 inch with a 5/32-inch space between each chevron and each arc. The insignia has a background of Army green, blue, or white cloth, 2 1/2 inches wide, which provides a 1/8-inch edging around the entire insignia. The lowest chevron joins the topmost arc at each side of the insignia.

Note. The old “female” size insignia is no longer authorized for wear.

c. Description. A description of enlisted grades follows.

(1) The Sergeant Major of the Army (SMA): three chevrons above three arcs, with the eagle from the Great Seal of the United States centered between two five-pointed stars, centered horizontally between the chevrons and arcs (see fig 21-43).

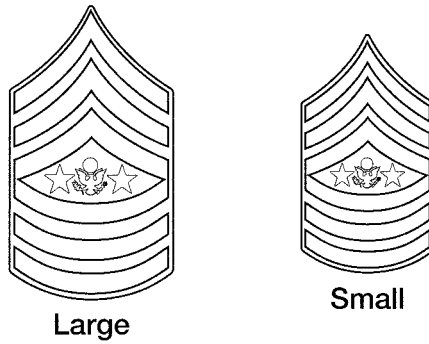


Figure 21-43. Insignia of grade, Sergeant Major of the Army

(2) Command sergeant major: three chevrons above three arcs, with a five-pointed star within a wreath between the chevrons and arcs (see fig 21-44).

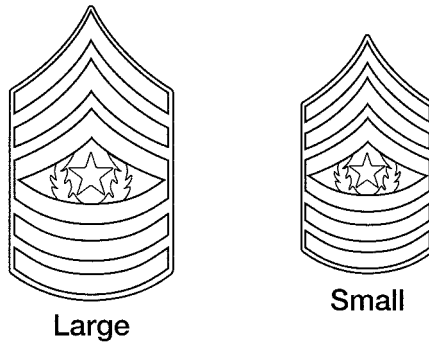


Figure 21-44. Insignia of grade, command sergeant major

(3) Sergeant major: three chevrons above three arcs, with a five-pointed star between the chevrons and arcs (see fig 21-45).

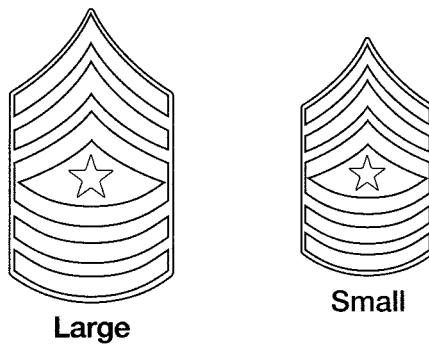


Figure 21-45. Insignia of grade, sergeant major

(4) First sergeant: three chevrons above three arcs, with a pierced lozenge between the chevrons and arcs (see fig 21-46).

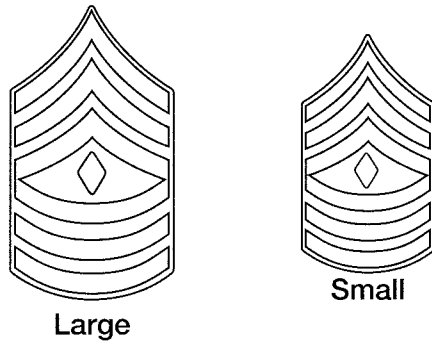


Figure 21-46. Insignia of grade, first sergeant

(5) Master sergeant: three chevrons above three arcs (see fig 21-47).

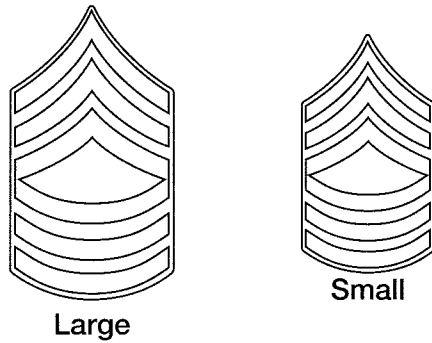


Figure 21-47. Insignia of grade, master sergeant

(6) Sergeant first class: three chevrons above two arcs (see fig 21-48).

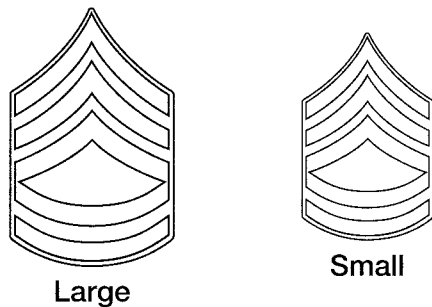


Figure 21-48. Insignia of grade, sergeant first class

(7) Staff sergeant: three chevrons above one arc (see fig 21-49).

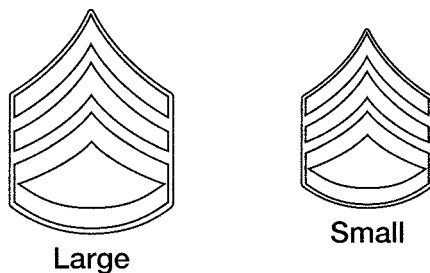


Figure 21-49. Insignia of grade, staff sergeant

(8) Sergeant: three chevrons (see fig 21-50).

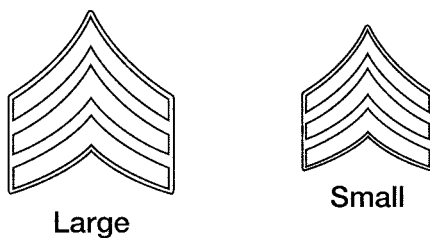


Figure 21-50. Insignia of grade, sergeant

(9) Corporal: two chevrons (see fig 21-51).

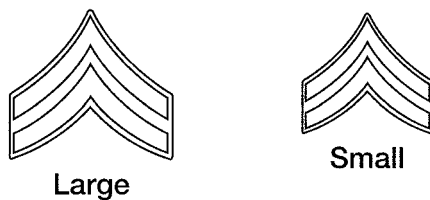


Figure 21-51. Insignia of grade, corporal

(10) Private first class: one chevron above one arc (see fig 21-52).

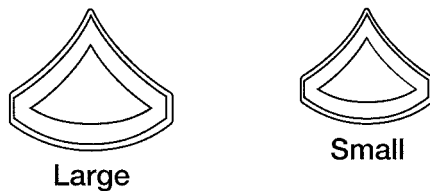


Figure 21-52. Insignia of grade, private first class

(11) Private (PV2): one chevron (see fig 21–53).

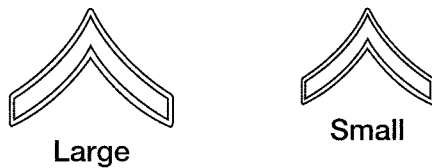


Figure 21–53. Insignia of grade, PV2

(12) Private (PVT): no insignia.

d. Nonsubdued, sew-on grade insignia for specialist.

(1) *Large insignia.* The large embroidered, sew-on grade insignia is a golden-light color, shaped like an inverted chevron at the bottom, with an eagle device in the center. The insignia has a background of Army green, blue, or white cloth, 2 7/8 inches wide, which provides a 1/8-inch edging around the entire insignia (see fig 21–54).

(2) *Small insignia.* The small embroidered, sew-on grade insignia is a golden-light color, shaped like an inverted chevron at the bottom, with an eagle device in the center. The insignia has a background of Army green, blue, or white cloth, 2 1/2 inches wide, which provides a 1/8-inch edging around the entire insignia (see fig 21–54).

Note. The old “female” size insignia is no longer authorized for wear.

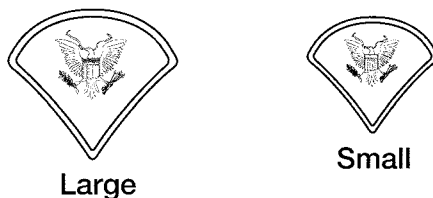


Figure 21–54. Insignia of grade, specialist

e. Nonsubdued pin-on grade insignia for enlisted personnel. Polished brass, pin-on grade insignia for all enlisted personnel is identical in design to the nonsubdued grade insignia described above, except that the width of each chevron and arc is 3/32 inch, with a 1/16-inch open space between the chevrons and arcs (see fig 21–55).




Figure 21-55. Pin-on insignia of grade, enlisted

f. Subdued pin-on grade insignia for enlisted personnel. Subdued metal pin-on grade insignia is identical to the nonsubdued pin-on grade insignia described above, except the insignia has a dull, flat black finish.

g. How worn.

(1) Nonsubdued grade insignia, sew-on.

(a) Enlisted nonsubdued cloth grade insignia is sewn on each sleeve of the Army green and blue uniform coats, and on each sleeve of the mess and evening mess jackets; insignia with a white background is worn on the white mess and white evening mess jackets. Insignia with a blue background is worn on the blue service/dress uniform coats and on the blue mess and blue evening mess jackets. Enlisted personnel may wear either the large- or small-sized insignia.

(b) The insignia is worn centered between the shoulder seam and elbow on all uniform coats (see fig 21-56). When the position of the SSI does not allow for proper placement of the grade insignia (on the Class A green uniform jacket) as stated above, the grade insignia is placed 1/2 inch below the SSI, on the left or right side of the coat, as applicable.

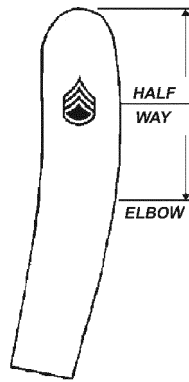


Figure 21-56. Wearing sew-on insignia of grade, enlisted

(2) Nonsubdued grade insignia, pin-on.

(a) All hospital and food service enlisted personnel will wear nonsubdued, pin-on insignia on the hospital duty and food service utility uniforms. All specialists and below will wear the nonsubdued, pin-on grade insignia on the service uniform shirts, black all-weather coat, and windbreaker.

(b) Personnel will wear the nonsubdued pin-on insignia centered on both collars, with the centerline of the insignia bisecting the points of the collar, 1 inch up from the collar point (see fig 21-57).




Figure 21-57. Wearing pin-on insignia of grade on collars, nonsubdued

(3) Subdued grade insignia.

(a) All enlisted personnel will wear subdued grade insignia on utility uniforms, the cold-weather coat, and on the ECWCS (Gore-Tex®) parka. On the utility uniforms, the subdued grade insignia will be worn centered on the hook-and-loop face pad. On the ECWCS parka, the subdued insignia is worn centered on the front tab of the parka. Wearing the cloth rank insignia tab on the front tab of the ECWCS parka is authorized, as described in paragraph 21-6b, above.

(b) Only subdued grade insignia is worn on organizational clothing unless otherwise specified in this pamphlet. Soldiers may wear pin-on insignia on headgear.

21-8. Other grade insignia

a. *Shoulder marks.*

(1) *Officers.* Shoulder marks for officers are black with a 1/8-inch yellow stripe below the embroidered grade insignia (see fig 21-58).

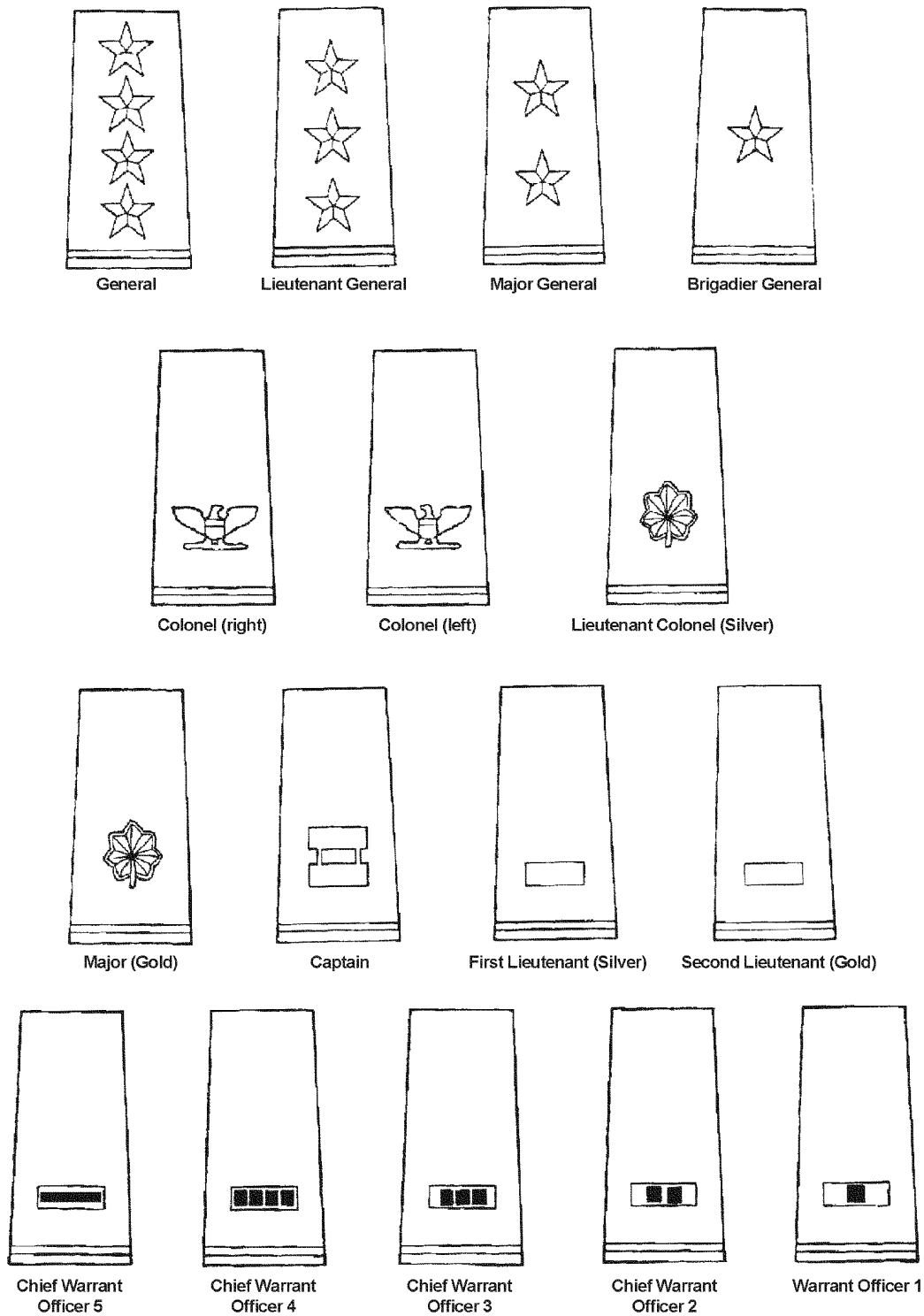




Figure 21-58. Shoulder marks, officer


(2) *Enlisted personnel.* Shoulder marks for enlisted personnel are black with grade insignia embroidered 5/8 inch from the lower end of the shoulder mark (see fig 25-59).



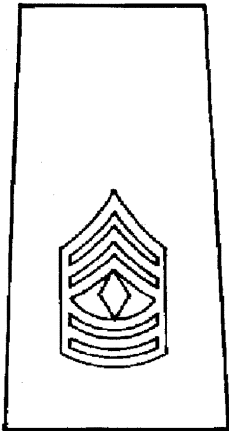
Sergeant Major of the Army



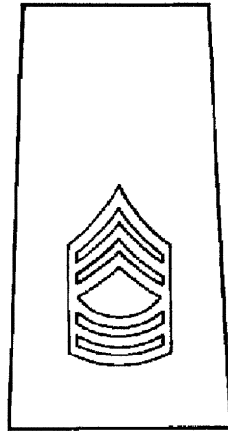
Command Sergeant Major




Sergeant Major



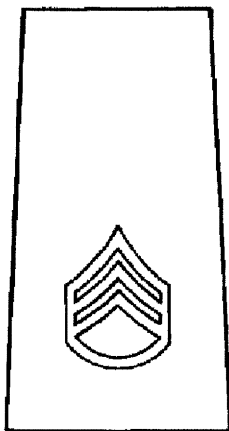
First Sergeant




Master Sergeant




Sergeant First Class



Staff Sergeant



Sergeant



Corporal

Figure 21-59. Shoulder marks, enlisted

(3) *Sizes.* Shoulder marks come in two sizes to accommodate differences in the manufacturing of shoulder loops on shirts and sweaters. All personnel may wear either size of the shoulder marks. The shoulder mark fits the shoulder loop properly when the Velcro attachments or buttons are completely exposed, enabling exact alignment of the hook-and-loop attachments or fastening of buttons.

(a) *Large.* The large shoulder mark is 2 1/8 inches wide at the base and 4 1/4 inches in length, tapering to 1 3/4 inches wide at the top.

(b) *Small.* The small shoulder mark is 2 1/8 inches wide at the base and 3 1/4 inches in length, tapering to 1-25/32 inches wide at the top.

(4) *How worn.* Shoulder marks are worn by all personnel in the rank of corporal and above on the shoulder loops of the service uniform shirts, the maternity shirt, the black unisex cardigan, the black pullover cardigan, the all-weather coat, and the windbreaker. When the tunic is worn, pregnant Soldiers will button the shoulder loop of the maternity shirt over the top of the tunic shoulder piece, so the shoulder mark is visible.

b. *Shoulder straps (officer personnel only).*

(1) *Sizes.* Shoulder straps are made in large and small sizes.

(a) *Male.* The shoulder strap is 1 5/8 inches wide and 4 inches long.

(b) *Female.* The shoulder strap is 1 5/8 inches wide and 3 1/2 inches long.

(2) *Design.* For general officers, the background is blue-black velvet. For all other officers, the background is a rayon-grosgrain ribbon of the first-named color of the officer's basic branch. The strap has an 11/32-inch gold-colored border, surrounded on the inside and outside by a single strand in gold jaceron. If the officer's branch has two colors, the second branch color is used as a 1/8-inch inside border, in lieu of gold jaceron. Insignia and borders are rayon embroidered or bullion and jaceron (see fig 21-60).

(3) *Insignia.* Grade insignia for officers is embroidered on the shoulder straps in the following designs:

(a) *General officers.* The insignia is the appropriate number of silver-colored stars, each 5/8 inch in diameter. All stars are worn with one point facing the neck. Stars on the shoulder straps are placed point to point.

(b) *Colonel.* The insignia is a silver-colored spread eagle, 5/8 inch in height with 1 1/4 inches between the tips of the wings. Shoulder straps are made in pairs; on each strap, the eagle is centered with the head facing forward.

(c) *Lieutenant colonel.* The insignia is a silver-colored oak leaf, 5/8 inch in length and 5/8 inch in width, positioned on each end of the shoulder strap.

(d) *Major.* The insignia is a gold-colored oak leaf, 5/8 inch in length and 5/8 inch in width, positioned on each end of the shoulder strap.

(e) *Captain.* The insignia is two silver-colored bars, each 1/4 inch in width and 5/8 inch in length, parallel to the ends of the strap, 3/16 of an inch apart and 3/16 of an inch from the inside border, positioned at each end of the shoulder strap.

(f) *First lieutenant.* The insignia is one, silver-colored bar, 1/4 inch in width and 5/8 inch in length, parallel to the ends of the strap and 3/16 of an inch from the inside border, positioned at each end of the shoulder strap.

(g) *Second lieutenant.* The insignia is one, gold-colored bar, 1/4 inch in width and 5/8 inch in length, parallel to the ends of the strap and 3/16 of an inch from the inside border, positioned at each end of the shoulder strap.

(h) *Chief warrant officer 5.* The insignia is a silver-colored bar, 1/4 inch in width and 3/4 inch in length, with one black line in the center of the insignia.

(i) *Chief warrant officer 4.* The insignia is a silver-colored bar, 1/4 inch in width and 3/4 inch in length, with four silver squares centered on the bar, positioned parallel to, and at each end, of the shoulder strap.

(j) *Chief warrant officer 3.* The insignia is a silver-colored bar, 1/4 inch in width and 3/4 inch in length, with three black squares centered on the bar, positioned parallel to, and at each end of the shoulder strap.

(k) *Chief warrant officer 2.* The insignia is a silver-colored bar, 1/4 inch in width and 3/4 inch in length, with two black squares centered on the bar, positioned parallel to, and at each end, of the shoulder strap.

(l) *Warrant officer 1.* The insignia is a silver-colored bar, 1/4 inch in width and 3/4 inch in length, with one black square centered on the bar, positioned parallel to, and at each end, of the shoulder strap.

(4) *How worn.* On each shoulder, the shoulder strap is sewn, snapped, or hooked to the coat of the Army blue uniform, centered lengthwise on the outside shoulder seam.

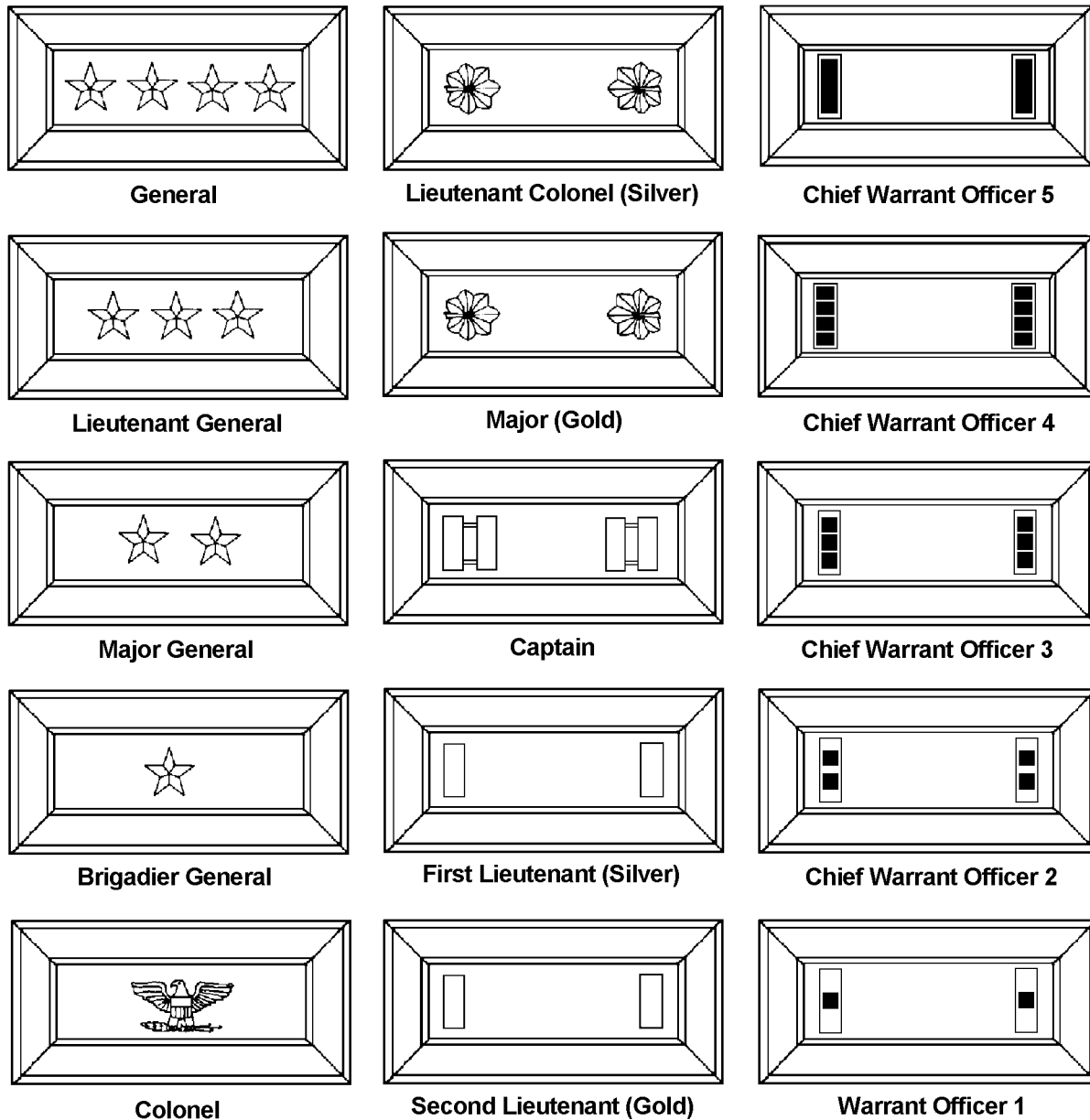




Figure 21-60. Shoulder straps

c. Shoulder boards (female officers). Shoulder boards are worn by female officers (in the ranks of colonel and below) the old version of the white mess uniform jackets (see fig 21-61). The shoulder board is 4-11/16 inches long and 2 inches wide at the outer end. The background is wool facing cloth, in silk or synthetic grosgrain or in satin cloth, of the first-named color of the officer's basic branch. The shoulder board has a gold or gold-colored nylon, rayon, or synthetic metallic gold band 3/8 inch wide, placed 1/16 inch from the outer edge of each side of the board. If the officer's branch has two colors, the second-named color is used as a 1/8-inch border placed against the inside edge of each gold band. The grade insignia is embroidered in gold or silver bullion or synthetic metallic yarn and is centered 5/8 inch from the lower edge of the shoulder board. Detachable shoulder boards are worn on each shoulder with the square end of the shoulder board positioned on the outside shoulder seam.

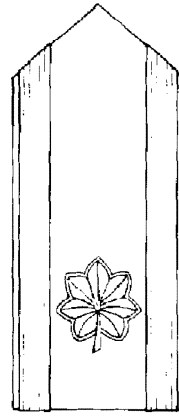
Note. Enlisted females may not wear the older version of the white mess uniform.



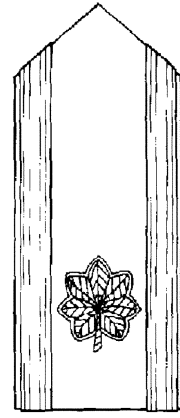
Colonel (right)




Colonel (left)




Lieutenant Colonel (Silver)




Major (Gold)




Captain



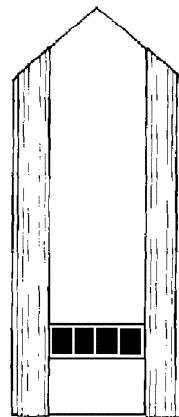
First Lieutenant (Silver)



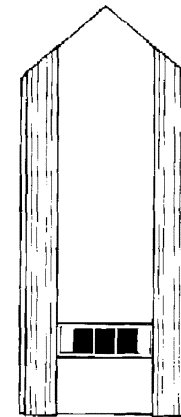
Second Lieutenant (Gold)



Chief Warrant Officer 5




Chief Warrant Officer 4



Chief Warrant Officer 3



Chief Warrant Officer 2



Warrant Officer 1

Figure 21-61. Shoulder boards

d. Rank insignia tabs. Subdued cloth rank insignia tabs are optional purchase items for wear on the ECWCS (Gore-Tex®) parka. Tabs are 1 1/2 inches wide by 2 inches long, on a camouflage background, and are sewn closed. The rank insignia tabs slip over the front tab of the parka.

21-9. Branch insignia

See AR 670-1 for authorization to wear a type of branch insignia.

21-10. Branch insignia-other

a. Regimental collar insignia. See AR 670-1 for authorization to wear regimental and other branch insignia. The regimental number for the combat arms branches is positioned as shown in figure 21-62. For armor, cavalry, special forces, infantry, aviation and field artillery officer branches, personnel may wear the regimental number as a separate item, positioned in the same location as illustrated for the one-piece insignia.

b. Other. Numerals are 1/4 inch for officers and 3/16 inch for enlisted Soldiers for the branch insignia with the numerical designation of the battalion or regiment affixed as authorized by AR 670-1. The regimental number for the combat arms branches is positioned as shown in figure 21-62. For armor, cavalry, special forces, infantry, aviation and field artillery officer branches, personnel may wear the regimental number as a separate item, positioned in the same location as illustrated for the one-piece insignia.

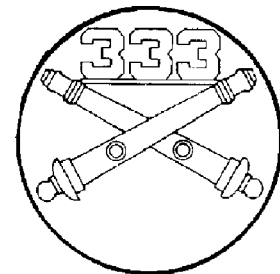
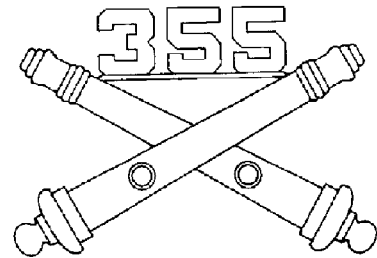
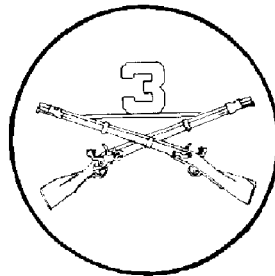

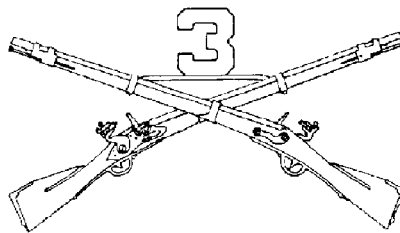
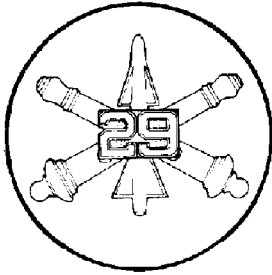
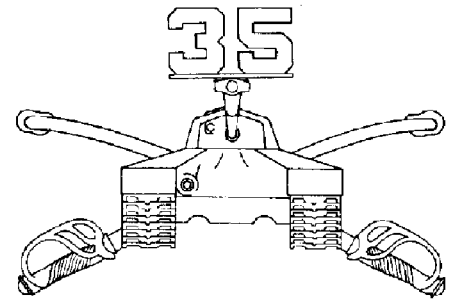
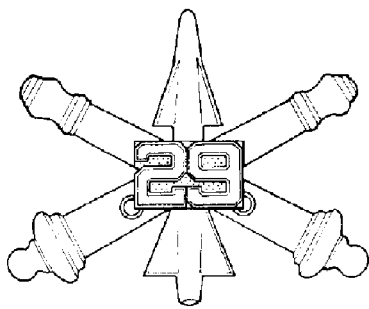


Figure 21-62. Regimental numbers attached to insignia

c. Listed below are branch insignia authorized for wear:

(1) *Acquisition Corps*. The collar insignia (enlisted personnel only) is a tripartite gold scroll inscribed with “Innovation, Excellence, and Dedication” with the Alpha and Omega interlaced and an eagle’s head superimposed. Two gold-colored laurel branches cross at the base of the 1-inch gold-colored insignia (see fig 21-63).



Figure 21-63. Collar insignia, Acquisition Corps, (enlisted only)

(2) *Adjutant General's Corps*. The officer branch insignia is a silver-colored shield, 1 inch in height, on a blue chief upon which there are 1 large and 12 small silver stars and 13 vertical stripes (7 silver and 6 red). Enlisted personnel have the same design centered on a 1-inch disk in gold-colored metal (see fig 21-64).



Figure 21-64. Insignia of branch, Adjutant General's Corps

(3) *Air Defense Artillery*. The officer branch insignia is a missile surmounting two crossed field guns, in gold-colored metal, 1 1/8 inches in height. Enlisted personnel have the same design centered on a 1-inch disk in gold-colored metal (see fig 21-65).

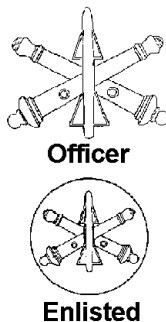


Figure 21-65. Insignia of branch, Air Defense Artillery

(4) *Armor*. The officer branch insignia is the front view of an M-26 tank gun, slightly raised and superimposed on two crossed cavalry sabers in scabbards with the cutting edge up, 13/16 inch in height overall, in gold-colored metal. Enlisted personnel have the same design centered on a 1-inch disk in gold-colored metal (see fig 21-66).

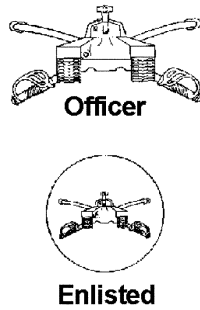


Figure 21-66. Insignia of branch, Armor

(5) *Army Medical Specialist Corps (officers only)*. The branch insignia is a gold-colored metal caduceus, 1 inch in height, with a 3/8-inch monogram consisting of the letter "S" in black enamel, superimposed upon the caduceus (see fig 21-67).




Figure 21-67. Insignia of branch, Army Medical Specialist Corps, officer

(6) *Army Nurse Corps (officers only)*. The branch insignia is a gold-colored metal caduceus, 1 inch in height, with a 3/8-inch monogram consisting of the letter "N" in black enamel, superimposed upon the caduceus (see fig 21-68).



Figure 21-68. Insignia of branch, Army Nurse Corps, officer

(7) *Aviation*. The officer branch insignia is a vertical silver propeller between two horizontal gold wings, 1 1/8 inches in width. Enlisted personnel have the same design on a 1-inch disk, in gold-colored metal (see fig 21-69).



Officer



Enlisted

Figure 21-69. Insignia of branch, Aviation.

(8) *Band*. The band collar insignia (enlisted personnel only) is a music lyre on a 1-inch disk, in gold-colored metal (see fig 21-70).




Figure 21-70. Collar insignia, Band, enlisted

(9) *Cavalry*. Officers and enlisted personnel assigned to cavalry regiments, cavalry squadrons, or separate cavalry troops are authorized to wear cavalry collar insignia in lieu of the branch insignia, when approved by the ACOM commander. The officer collar insignia is two crossed sabers in scabbards with the cutting edge up, 1 1/16 inch in height, in gold-colored metal. The enlisted collar insignia is the same design on a 1-inch disk, in gold-colored metal (see fig 21-71).

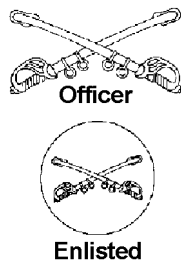


Figure 21-71. Insignia of branch, cavalry

(10) *Chaplains*. Chaplains are authorized to the 2 x 2 inch hook-and-loop chaplain branch insignia, centered 1/8 inch above the nametape on the combat uniform coat. Chaplains will continue to wear their rank insignia on the Generation ECWCS. The following are chaplain insignia (see fig 21-72):

- (a) Christian faith (officers only). The insignia is a silver-colored Latin cross, 1 inch in height.
- (b) Jewish faith (officers only). The insignia is a silver-colored double tablet bearing Hebrew numerals from I to X, surmounted by two interlaced, equilateral triangles, 1 inch in height.
- (c) Buddhist faith (officers only). The insignia is a silver-colored dharma cakra (8-spoked wheel), 1 inch in height.
- (d) Muslim faith (officers only). The insignia is a silver-colored crescent moon.




Figure 21-72. Insignia of branch, chaplain, officer

(11) *Chaplain assistant* (enlisted only). Enlisted personnel insignia consists of stylized hands enclosing a chapel, door open, on a 1-inch disk, in gold-colored metal (see fig 21-73).




Figure 21-73. Collar insignia, chaplain assistant, enlisted

(12) *Chaplain candidate.* The Chaplain candidate insignia consists of two laurel branches crossed at the stems over the lower corners of an open book, with a shepherd's crook overall, all gold (see fig 21-74). The insignia is 1 inch in height and 1 1/4 inches in width. Chaplain candidates are authorized to wear Chaplain candidate's insignia on the combat uniform coat, service uniform coat and service uniform shirt. Chaplain candidates are no longer authorized to wear staff specialist insignia.

(a) The 2 x 2 inch black embroidery on the digitized fabric with hook-and-loop Chaplain candidate insignia will be worn centered 1/8 inch above left breast pocket on combat uniform. Non-subdued chaplain candidate insignia will be worn on the on the class B shirt and both coat lapels on Class A uniform.

(b) Chaplain candidates are authorized to wear black piping for branch color. Chaplain candidates are no longer authorized to wear green piping for branch color.

(c) Chaplain candidates are prohibited from wearing A0C 56A Religious/Denomination based insignia on the ACU or ASU coat. Chaplain candidates will continue to wear their rank insignia on all headgear and the Generation III Extended cold weather clothing system.




Figure 21-74. Insignia of branch, chaplain candidate, officer only

(13) *Chemical corps.* The officer insignia is a benzene ring of cobalt blue enamel, superimposed in the center of crossed gold-colored retorts, 1/2 inch in height and 1-13/16 inch in width overall. Enlisted personnel have the same design on a 1-inch disk, in gold-colored metal (see fig 21-75).

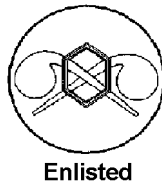


Figure 21-75. Insignia of branch, chemical corps

(14) *Civil affairs*. The officer branch insignia is a gold-colored globe 5/8 inch in diameter, upon which is superimposed a torch of liberty, 1 inch in height, surmounted by a scroll and sword crossed in saltire. Enlisted personnel have the same design on a 1-inch disk, in gold-colored metal (see fig 21-76).



Figure 21-76. Insignia of branch, Civil Affairs

(15) *Corps of Engineers*. The officer branch insignia is a gold-colored, triple-turreted castle, 11/16 inch in height. Enlisted personnel have the same design on a 1-inch disk, in gold-colored metal (see fig 21-77).



Figure 21-77. Insignia of branch, Corps of Engineers

(16) *Dental corps (officers only)*. The insignia is a gold-colored metal caduceus, 1 inch in height with a 3/8-inch monogram consisting of the letter “D” in black enamel, superimposed upon the caduceus. (see fig 21–78).



Figure 21–78. Insignia of branch, Dental corps, officer

(17) *Electronic warfare*. The officer branch insignia is a gold- and black-colored metal and enamel shield, 1 inch in height. The center of the shield consists of a key and a lightning bolt, crossed at the center. The key has three knobs on the bow of the key and a “E, W” shaped ward. The lightning bolt has three sharp bends. Enlisted personnel have the same design on a 1-inch disk, in gold-colored metal (see fig 21–79).




Figure 21–79. Insignia of branch, Electronic Warfare

(18) *Field artillery*. The officer branch insignia is two crossed field guns in gold-colored metal, 13/16 inch in height. Enlisted personnel have the same design on a 1-inch disk, in gold-colored metal (see fig 21–80).

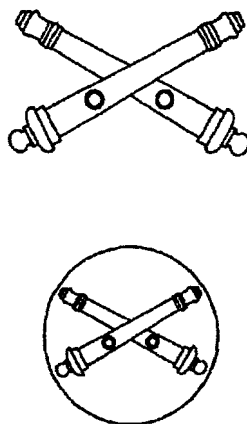
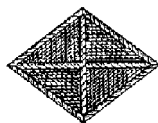
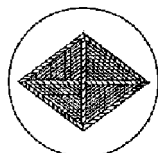


Figure 21–80. Insignia of branch, field artillery

(19) *Finance corps*. The officer branch insignia is a gold-colored metal diamond, 1 inch by 3/4 inch, with the short axis vertical. Enlisted personnel have the same design on a 1-inch disk, in gold-colored metal (see fig 21-81).



Officer



Enlisted

Figure 21-81. Insignia of branch, finance corps

(20) *General staff (commissioned and warrant officers only)*. The insignia is the coat of arms of the United States, 5/8 inch in height, in gold-colored metal, superimposed on a five-pointed, silver-colored star, 1 inch in diameter. The shield consists of enamel stripes of white and red, on a blue chief and a blue glory (see fig 21-82). The insignia is worn by officers and WOs as prescribed in AR 670-1, paragraph 21-9.

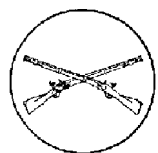


Figure 21-82. Insignia of branch, general staff, officer

(21) *Infantry*. The officer branch insignia is two gold-colored crossed muskets, 3/4 inch in height. Enlisted personnel have the same design on a 1-inch disk, in gold-colored metal (see fig 21-83).



Officer



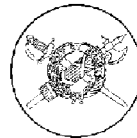
Enlisted

Figure 21-83. Insignia of branch, infantry

(22) *The Inspector General.* The officer branch insignia is a sword and fasces, 3/4 inch in height, crossed and wreathed in gold-colored metal with the inscription “DROIT ET AVANT” (right and forward) in blue enamel, on the upper part of wreath. Enlisted personnel have the same design on a 1-inch disk, in gold-colored metal (see fig 21–84).



Officer



Enlisted

Figure 21–84. Insignia of branch, Inspector General Corps

(23) *Judge Advocate General's Corps.* The officer branch insignia is a gold-colored sword and pen, crossed and wreathed, 11/16 inch in height. Enlisted personnel have the same design on a 1-inch disk, in gold-colored metal (see fig 21–85).



Officer



Enlisted

Figure 21–85. Insignia of branch, Judge Advocate General's Corps

(24) *Logistics.* The officer branch insignia is diagonally crossed cannon, muzzle up and key, ward down and pointing in, surmounted by a ship's steering wheel, all in gold colored metal; bearing on the hub a stylized star and inscribed on the ship's wheel in Latin, above “SUSTINENDUM” and below “VICTORIAM” all in Soldier red (see fig 21–86). Overall dimension is 1 inch in height.




Figure 21-86. Insignia of branch, Logistics

(a) All ordnance (OD), quartermaster (QM) and transportation (TC) basic branch officers in the rank of captain or above, in all components, who have graduated from the Combined Logistics Captains Career Course or equivalent RC Captains Career Course are designated as logistics branch.

(b) When officers wear the logistic branch insignia, they are required to wear the RDI (when worn) of their assigned functional area of expertise (secondary specialty) within the logistics branch (88 Series - Transportation; 91 Series - Ordnance; 92 Series - Quartermaster).

(25) *Medical corps*. The officer branch insignia is a gold-colored caduceus, 1 inch in height. Enlisted personnel have the same design on a 1-inch disk, in gold-colored metal (see fig 21-87).



Officer



Enlisted

Figure 21-87. Insignia of branch, medical corps

(26) *Medical service corps (officers only)*. The branch of insignia is a silver-colored caduceus, 1 inch in height, with a 3/8 -inch monogram consisting of the letters "M" in black enamel, superimposed upon the caduceus (see fig 21-88).



Figure 21-88. Insignia of branch, medical service corps, officer

(27) *Military intelligence*. The officer branch insignia is a gold-colored metal dagger, point up, 1 1/4 inches overall in height, upon which there is a gold-colored metal heraldic sun composed of four straight and four wavy alternating rays, surmounted by a gold heraldic rose with dark blue enamel petals. Enlisted personnel have the same design on a 1-inch disk, in gold-colored metal (see fig 21-89).




Figure 21-89. Insignia of branch, military intelligence

(28) *Military police corps*. The officer branch insignia is two crossed gold-colored metal pistols, 3/4 inch in height. Enlisted personnel have the same design on a 1-inch disk, in gold-colored metal (see fig 21-90).

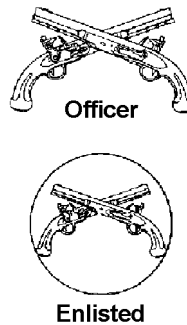


Figure 21-90. Insignia of branch, military police corps

(29) *National Guard Bureau (officers only)*. The branch insignia is two crossed gold-colored fasces superimposed on an eagle displayed with wings reversed, 3/4 inch in height (see fig 21-91).




Figure 21-91. Insignia of branch, National Guard Bureau, officer

(30) Nominative senior enlisted leader collar insignia (previously command sergeant major collar insignia) (enlisted personnel only). The branch insignia is the coat of arms of the United States, on a 1-inch disk, in gold-colored metal (see fig 21-92).




Figure 21-92. Collar insignia, nominative senior enlisted leader collar insignia

(31) *Ordnance corps*. The officer branch insignia is a gold-colored shell and flame, 1 inch in height. Enlisted personnel have the same design on a 1-inch disk, in gold-colored metal (see fig 21-93).



Officer



Enlisted

Figure 21-93. Insignia of branch, ordnance corps

(32) *Psychological operations*. The officer branch insignia is a gold-colored Trojan horse with lightning bolts and two swords, 1 inch in height. Enlisted personnel have the same design on a 1-inch disk (see fig 21-94).




Figure 21-94. Insignia of branch, psychological operations

(33) *Public affairs collar insignia (enlisted personnel only)*. The insignia consists of a quill crossed with an electronic flash with a broadsword, on a 1-inch disk, in gold-colored metal (see fig 21-95).

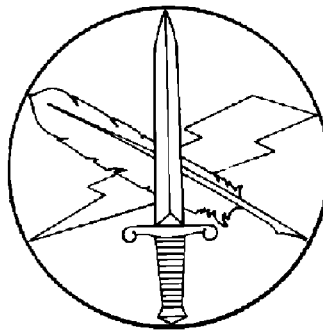


Figure 21-95. Collar insignia, Public Affairs, enlisted

(34) *Quartermaster corps*. The officer branch insignia is a gold-colored sword and key crossed on a wheel surmounted by a flying eagle, with the fellow of the wheel set with 13 stars, 3/4 inch in height. The fellow of the wheel is blue enamel, and the hub center is red, edged with white. Enlisted personnel have the same design on a 1-inch disk, in gold-colored metal (see fig 21-96).




Officer




Enlisted

Figure 21-96. Insignia of branch, quartermaster corps

(35) *Signal corps*. The officer branch insignia is two signal flags crossed, the dexter flag white with a red center, the other flag red with a white center, with staffs of gold and a flaming torch in gold-colored metal, upright at the center of the crossed flags, 7/8 inch in height. Enlisted personnel have the same design on a 1-inch disk, in gold-colored metal (see fig 21-97).



Officer



Enlisted

Figure 21-97. Insignia of branch, signal corps

(36) *Staff specialist, ARNG and USAR (officers only)*. The branch insignia is a sword, 1 3/8 inches in length, laid horizontally across the upper part of an open book. Below the sword and across the lower corners of the book are two laurel branches crossed at the stems. The insignia is 13/16 inch in height, in gold-colored metal (see fig 21-98).




Figure 21-98. Insignia of branch, staff specialist, ARNG/USAR, officer

(37) *Special Forces*. The officer branch insignia is two crossed, gold-colored arrows, 3/4 inch in height. Enlisted personnel have the same design on a 1-inch disk, in gold-colored metal (see fig 21-99).



Officer



Enlisted

Figure 21-99. Insignia of branch, Special Forces

(38) *The Sergeant Major of the Army collar insignia*. The insignia is a gold-colored shield, 3/4 inch in height, with the base divided diagonally from the upper left to the lower right. The upper part of the insignia is red and the lower part is white. The insignia consists of a silver five-pointed star surmounted by the coat of arms of the United States, in color, between two white five-pointed stars at the top, and two red five-pointed stars at the base. The shield is on a 1-inch disk, in gold-colored metal (see fig 21-100).


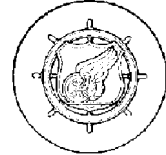


Figure 21-100. Collar insignia, Sergeant Major of the Army

(39) *Transportation corps*. The officer branch insignia is a ship's steering wheel, upon which is superimposed a shield charged with a winged car wheel on a rail, all in gold-colored metal, 1 inch in height. Enlisted personnel have the same design on a 1-inch disk, in gold-colored metal (see fig 21-101).



Officer



Enlisted

Figure 21–101. Insignia of branch, transportation corps

(40) *Veterinary corps (officers only)*. The branch insignia is a gold-colored metal caduceus, 1 inch in height, with a 3/8-inch monogram consisting of the letter “V” in black enamel, superimposed upon the caduceus (see fig 21–102).



Figure 21–102. Insignia of branch, veterinary corps, officer

(41) *Warrant officer collar insignia*. The insignia is an eagle rising with wings displayed, standing on a bundle of two arrows, all enclosed in a gold-colored wreath, in gold-colored metal, 3/4 inch in height. Warrant officers will wear the WO “Eagle Rising” insignia beginning at the senior phase of WOC school and continuing through their graduation from WO basic course (see fig 21–103).



Figure 21–103. Insignia of branch, warrant officer

d. Subdued branch insignia.

(1) All subdued branch insignia is of the same design and size as the nonsubdued insignia described above, except they are black-colored enamel.

(2) Enlisted personnel do not wear branch insignia on utility uniforms; therefore, subdued enlisted branch insignia is not authorized.

e. Branch insignia signified on the lapel of mess and evening mess uniforms. The lapels of the male and female Army blue mess and evening mess jackets are made from rayon, acetate, or other synthetic fabric with a satin face, in the following colors:

(1) General officers (except chaplains) and enlisted personnel: dark blue.

(2) All chaplains: black.

(3) All other officers: the first-named color of their basic branch.

f. Ornamentation and branch insignia for detailed officers. Detailed officers will wear shoulder straps, shoulder boards, and other colors of ornamentation (lapel facing, sleeve braid, cape lining; and blue service cap hatband for other than general officers) on the dress and mess uniforms in the colors of their basic branch. Detailed officers will wear the branch insignia for the branch to which they are detailed.

21-11. Insignia for aides

a. Aides to the President of the United States. The insignia is a blue shield bearing a circle of 13 white stars, supporting a gold eagle displayed with wings inverted and displayed above the shield, 1 1/4 inches in height overall (see fig 21-104).

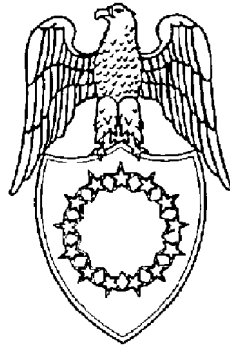


Figure 21-104. Insignia for aides to the President of the United States

b. Aides to the Vice-President of the United States. The insignia is a white shield bearing a circle of 13 blue stars, supporting a gold-colored eagle displayed with wings inverted above the shield, 1 1/4 inches in height overall (see fig 21-105).

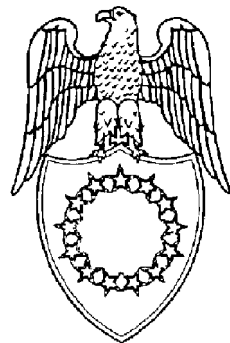


Figure 21-105. Insignia for aides to the Vice President of the United States

c. *Aides to the Secretary of Defense.* The insignia is a blue shield, 3/4 inch in height, bearing three gold-colored crossed arrows between four white enameled stars (two and two), supporting a gold-colored eagle displayed with wings reversed above the shield, 1/2 inch in height (see fig 21-106).




Figure 21-106. Insignia for aides to the Secretary of Defense

d. *Aides to the Secretary of the Army.* The insignia is a red shield bearing the coat of arms of the United States in gold-colored metal, between four white enameled stars (two and two), supporting a gold-colored eagle displayed with wings reversed above the shield, 1 1/4 inches in height overall (see fig 21-107).




Figure 21-107. Insignia for aides to the Secretary of the Army

e. *Aides to the Under Secretary of the Army.* The insignia is a white shield bearing the coat of arms of the United States in gold-colored metal, between four red enameled stars (two and two), supporting a gold-colored eagle displayed with wings reversed above the shield, 1 1/4 inches in height overall (see fig 21-108).




Figure 21–108. Insignia for aides to the Under Secretary of the Army

f. Aides to the Chairman, Joint Chiefs of Staff. The insignia is a shield, 3/4 inch in height, with the base divided diagonally from the upper left to the lower right. The upper part of the insignia is blue and the lower part is white. The shield bears a gold-colored eagle between two white five-pointed stars at the top and two blue five-pointed stars at the base. The shield supports a gold-colored eagle displayed with wings reversed above the shield, 1/2 inch in height (see fig 21–109).

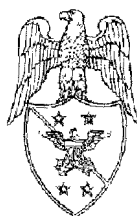


Figure 21–109. Insignia for aides to the Chairman, Joint Chiefs of Staff

g. Aides to the Vice Chairman, Joint Chiefs of Staff. The insignia is a white shield, 3/4 inch in height, bearing a gold-colored eagle between two five-pointed stars at the top and two five-pointed stars at the base (blue star on white, and white star on blue). The shield supports a gold-colored eagle displayed with wings reversed above the shield, 1/2 inch in height (see fig 21–110).



Figure 21–110. Insignia for aides to the Vice Chairman, Joint Chiefs of Staff

h. Aides to the Chief of Staff of the Army. The insignia is a shield, 3/4 inch in height, with the base divided diagonally from the lower left to the upper right. The upper part of the insignia is red and the lower part is white. The shield bears a silver, five-pointed star surmounted by the coat of arms of the United States in gold-colored metal, between two white five-pointed stars at the top, and two red five-pointed stars at the base. The shield supports a gold-colored eagle displayed with wings reversed above the shield, 1/2 inch in height (see fig 21-111).



Figure 21-111. Insignia for aides to the Chief of Staff of the Army

i. Aides to the Vice Chief of Staff of the Army. The insignia is a shield, 3/4 inch in height, with the base divided saltirewise. The upper and lower parts of the shield are white, and each side is red. The shield bears a silver five-pointed star surmounted by the coat of arms of the United States in gold-colored metal, between two red five-pointed stars at the top and two red five-pointed stars at the base. The shield supports a gold-colored eagle displayed with wings reversed above the shield, 1/2 inch in height (see fig 21-112).



Figure 21-112. Insignia for aides to the Vice Chief of Staff of the Army

j. Aides to general officers. The insignia is a shield, 3/4 inch in height, with a blue chief and 13 vertical stripes (seven silver and six red). Above the chief is the applicable number of silver stars reflecting the grade of the general officer the aide is serving. The shield supports a gold-colored eagle displayed with wings reversed above the shield, 1/2 inch in height (see figs 21-113 through 21-117).



Figure 21-113. Insignia for aides to a general of the Army



Figure 21–114. Insignia for aides to a general



Figure 21–115. Insignia for aides to a lieutenant general



Figure 21–116. Insignia for aides to a major general

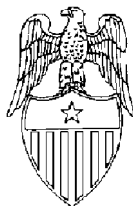


Figure 21–117. Insignia for aides to a brigadier general

21–12. Branch insignia-how worn

a. As used in this paragraph, the word “collar” refers to that part of the coat or shirt (around the neck) that forms a neckband and turnover piece. Bold borders on figures 21–121 through 21–122 depict the collar area. The word “lapel” is used when referring to the fold of the front of the coat that is a continuation of the collar (usually separated by a notch in the collar).

b. Nonsubdued branch insignia.

(1) *Male officers.* On the Army green and blue coats, male officers wear their branch insignia centered on both lapels, 1 1/4 inches below the U.S. insignia. The branch insignia is positioned so that the centerline of the insignia bisects the centerline of the U.S. insignia and is parallel to the inside edge of the lapel (see fig 21–118). On the hospital duty uniform, male officers wear their branch insignia centered between the inside edge and the outside edge on the left collar, 1 inch from the lower edge of the collar, with the centerline of the insignia parallel to the lower edge of the collar (see fig 21–119). Except for chaplains, male officers will not wear their branch insignia on the service uniform short- or long- sleeved shirts. Chaplains wear their branch insignia centered immediately over the left breast pocket

(see fig 21-120). On the black pullover sweater, chaplains will wear their branch insignia centered above the nameplate, in lieu of the DUI.

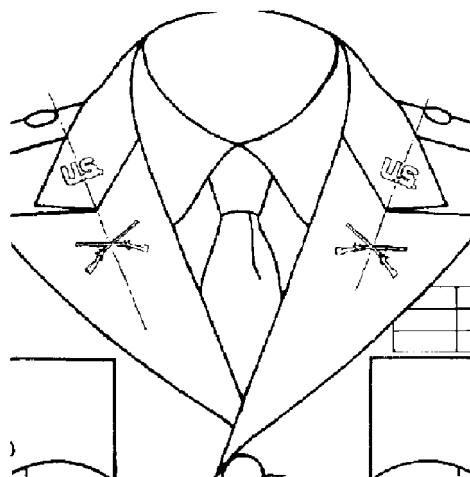


Figure 21-118. Wearing insignia of branch on the green and blue uniforms, male officers

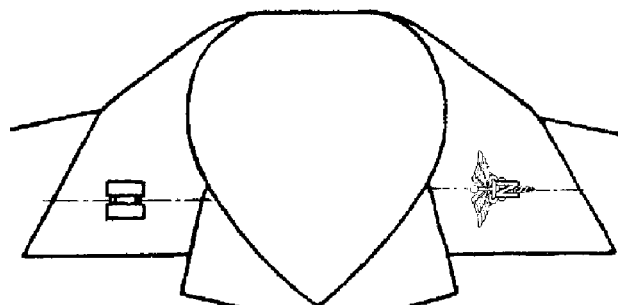


Figure 21-119. Wearing insignia of branch on the hospital duty uniform




Figure 21-120. Wearing chaplain insignia on the service uniform shirt

(2) *Male enlisted personnel.* On the Army green and blue coats, enlisted males wear their branch insignia centered on the left collar, with the bottom of the disk approximately 1 inch above the notch, with the centerline of the insignia parallel to the inside edge of the lapel (see fig 21–121).




Figure 21–121. Wearing insignia of branch on the service uniforms, male enlisted

(3) *Female officers.* On the old versions of the Army blue coats, female officers wear branch insignia on the left collar. The insignia is worn 1 inch above the notch, so the centerline of the insignia bisects the notch and is parallel to the inside edge of the collar (see fig 21–122). On the Army green coat and the new versions of the Army blue coats, female officers wear branch insignia on both lapels. The insignia is worn approximately 1 1/4 inches below the U.S. insignia, with the insignia bisecting the U.S. insignia and parallel to the inside edge of the lapel (see fig 21–123). On the hospital duty uniform, female officers wear the branch insignia centered on the left collar, 1 inch up from the lower edge of the collar, with the centerline of the insignia parallel to the lower edge of the collar. Except for chaplains, female officers will not wear branch insignia on the service uniform short- or long-sleeved shirts. Female chaplains wear the branch insignia in a location similar to that described for male chaplains (see para 12–12a(1)). On the black pullover sweater, chaplains wear their branch insignia centered above the nameplate, in lieu of the DUI.




Figure 21–122. Wearing insignia of branch on blue uniform (old version), female officers




Figure 21-123. Wearing insignia of branch on green and blue uniforms (new version), female officers

(4) *Female enlisted.* On the old versions of the Army blue coat, enlisted females wear branch insignia on the left collar. The insignia is worn 1 inch above the notch and centered, with the centerline of the insignia bisecting the notch, and parallel to the inside edge of the collar (see fig 21-124). On the Army green coat and the new versions of the Army blue coat, enlisted females wear their branch insignia on the left collar. The insignia is worn so the bottom of the disk is centered between the outside edge and inside edge of the collar, approximately 5/8 inch up from center of the collar and lapel seam, with the centerline of the branch insignia parallel to the inside edge of the lapel (see fig 21-125).




Figure 21-124. Wearing insignia of branch on the blue uniform (old version), enlisted female




Figure 21-125. Wearing insignia of branch on the green and blue uniforms (new version), enlisted female

21-13. Insignia for U.S. Military Academy (USMA) staff

The USMA nonsubdued branch insignia is the USMA coat of arms, 1 inch in height. The coat of arms consists of the shield of the United States bearing a Greek sword surmounted by the helmet of Pallas. The shield supports an eagle displayed with scroll and USMA motto, in gold-colored metal. Permanent professors, registrars, and civilian instructors of the USMA wear this insignia in the same manner as prescribed in paragraph 21-12 for all other branch insignia (see fig 21-126).



Figure 21-126. USMA staff personnel insignia

21-14. Branch insignia for officer candidates

a. Description. The nonsubdued OCS insignia consists of the block letters “O.C.S.” in gold-colored metal, 7/16 inch in height, with each letter followed by a period. The subdued insignia is the same design as above, except it is black (see fig 21-127).



Figure 21-127. Officer candidate insignia

b. How worn. Officer candidates wear their insignia as follows:

(1) On service and dress uniform coats, male candidates wear the insignia on both collars, 1 inch above the notch, with the centerline of the insignia bisecting the notch, and parallel to the inside edge of the lapel. Female candidates wear the insignia in the same manner as the U.S. insignia. It is centered on both collars, approximately 5/8 inch up from the collar and lapel seam, with the centerline of the insignia parallel to the inside edge of the lapel. On the male and female service uniform shirt collars, the insignia is worn on both collars, 1 inch above the lower edge of the collar, with the centerline of the insignia parallel to the lower edge of the collar (see figs 21-128 and 21-129).




Figure 21-128. Wearing officer candidate insignia on coat lapels




Figure 21-129. Wearing officer candidate insignia on shirt collars

(2) Headgear insignia for service hats and caps are the same as prescribed for enlisted personnel (see para 21-3 and fig 21-128).

(3) Senior candidates may wear the cloth O.C.S. design on the ascot (see fig 21-130).

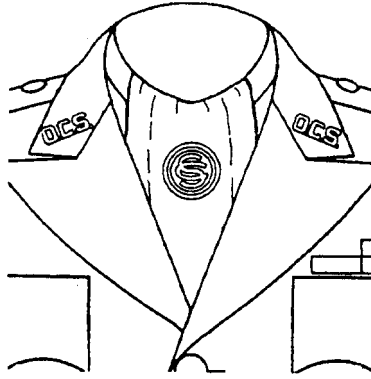


Figure 21–130. Wearing officer candidate ascot

21–15. Insignia for warrant officer candidates

a. Description. The nonsubdued WOC insignia consists of the block letters “W.O.C.” in gold-colored metal, 7/16 inch in height, with each letter followed by a period. The subdued insignia is the same design as above, except it is black (see fig 21–131).




Figure 21–131. Wearing warrant officer candidate insignia

b. How worn. Warrant officer candidates wear their insignia as follows:

(1) On service and dress uniform coats, candidates wear their insignia on both collars, in the same manner as described in para 21–14.

(2) Headgear insignia for other service hats and caps are the same as prescribed for enlisted personnel (see para 21–3 and fig 21–128).

(3) On the helmet liner, candidates wear the W.O.C. decal painted on the front of the liner, in a prescribed color and size, 2 1/2 inches from the bottom rim of the liner (see fig 21–131).

c. When worn. All AA personnel wear the insignia beginning on date of entry into the resident WO entry course; the resident WO entry course; all RC personnel wear the insignia beginning on the date of the board selection to enter WOC status. Both AA and RC WOC personnel will wear the insignia until appointed to the WO category, or eliminated from WOC status.

21–16. Shoulder sleeve insignia-current organization

a. Authorization. Authorization for shoulder sleeve insignia is found in AR 670–1.

b. The U.S. Army Logo. The Army logo may be worn when authorized by the Chief of Staff, Army provided the shape, colors, and stylistic design of any such patch conforms with the design of the logo as prescribed by the Assistant Secretary of the Army (Manpower and Reserve Affairs). When worn on a uniform, the logo will not be accompanied by the trademark symbol. The U.S. Army logo patch is not considered a distinctive insignia in the same manner as the SSI. The U.S. Army logo patch is authorized for wear by the following:

- (1) U.S. Army Accessions Command.
- (2) U.S. Army Accession Command Support Brigade.
- (3) Officer and Enlisted personnel assigned to HQDA (HQDA staff only).
- (4) IET and one station unit training (OSUT) Soldiers.

c. How worn.

(1) *Nonsubdued.* All personnel will wear the nonsubdued SSI of their current organization centered on the left sleeve, 1/2 inch below the top of the shoulder seam, on the coat of the Army green uniform. When the sapper, ranger, special forces, or President's Hundred tab is worn, the tab is placed 1/2 inch below the top of the shoulder seam of the Army green uniform. The SSI is worn 1/4 inch below special skill or marksmanship tabs. If there is simultaneous wear of two or more tabs, the SSI remains at 1/4 inch below the tabs. Tabs that are an integral part of an SSI (such as airborne or mountain) are worn directly above the SSI with no space between the insignia and tab. Local commanders can authorize the wear of the nonsubdued SSI and SSI-FWTS on the ACU for special occasions such as change of command, reenlistments, color guards, and other special occasions. Personnel will not wear nonsubdued SSI on uniforms other than those specified in this paragraph.

(2) *Subdued.* All personnel will wear the subdued SSI centered both vertically and horizontally on the hook-and-loop-faced pad already provide on the left sleeve of the utility uniforms or field jacket (see fig 21-132). Personnel will not wear subdued SSI on hospital duty and food service uniforms.




Figure 21-132. Wearing shoulder sleeve insignia current organization

21-17. Shoulder sleeve insignia-former wartime service

a. Authorization to wear a SSI indicating FWTS applies only to Soldiers who are/were assigned to U.S. Army units that meet all the following criteria outlined in AR 670-1.

b. The SSI-FWTS is worn as follows:

(1) *Nonsubdued.* At the option of the wearer, individuals who were members of an Army unit during one of the operations listed in AR 670-1 may wear the nonsubdued U.S. Army organizational SSI of a wartime unit that was approved by HQDA on the right sleeve of the Army green uniform coat. The insignia is worn centered, 1/2 inch below the top of the shoulder seam.

(2) *Subdued.* Authorized personnel may wear the subdued SSI-FWTS on the right sleeve centered both vertically and horizontally from the bottom of the pocket flap to the bottom of the pocket on the hook-and-loop-faced pad already provided on the utility uniforms or field jacket (see fig 21-133). The SSI-FWTS is not authorized for wear on organizational uniforms, except as prescribed in this paragraph.

c. Soldiers who are authorized to wear more than one SSI-FWTS have the option of choosing which SSI-FWTS they will wear. Soldiers may also elect not to wear a SSI-FWTS.

21-18. Wear of U.S. flag embroidered insignia.

a. Description. The colors of the U.S. flag embroidered insignia (full color) are red, white, and blue. The size is approximately 2 inches by 3 inches.

b. How worn.

(1) The U.S. flag insignia (full color or subdued) is worn on the right shoulder pocket flap of utility uniforms and cold-weather jackets. The flag insignia is placed directly on top of the hook-and-loop-faced-pad already provided on the uniforms shoulder pocket flap. The subdued U.S. flag insignia is worn as directed by the commander under tactical field conditions.

(2) The U.S. flag embroidered insignia is worn so that the star field faces forward, or to the flag's own right. When worn in this manner, the flag is facing to the observer's right and gives the effect of the flag flying in the breeze as the wearer moves forward. The appropriate replica for the right shoulder sleeve is identified as the reverse side flag (see fig 21-133).




Figure 21-133. Wearing a shoulder sleeve insignia-former wartime service, with U.S. flag embroidered insignia, right sleeve

21–19. Branch colors

- a.* Adjutant general corps: dark blue and scarlet (cable numbers 65012 and 65006).
- b.* Air defense artillery: scarlet (cable number 65006).
- c.* Armor: yellow (cable number 65002).
- d.* Army medical specialist corps: maroon and white (cable numbers 65017 and 65005).
- e.* Army Nurse Corps: maroon and white (cable numbers 65017 and 65005).
- f.* Aviation: ultramarine blue and golden orange (cable numbers 65010 and 65003).
- g.* Branch immaterial: teal blue and white (cable numbers 65024 and 65005).
- h.* Cavalry: yellow (cable number 65002).
- i.* Chaplains: black (cable number 65018).
- j.* Chemical corps: cobalt blue and golden yellow (cable numbers 65011 and 65001).
- k.* Civil affairs: purple and white (cable numbers 65009 and 65005).
- l.* Corps of Engineers: scarlet and white (cable numbers 65006 and 65005).
- m.* Dental corps: maroon and white (cable numbers 65017 and 65005).
- n.* Electronic Warfare: golden yellow and black (cable numbers 65001 and 65018).
- o.* Field artillery: scarlet (cable number 65006).
- p.* Finance corps: silver gray and golden yellow (cable numbers 65008 and 65001).
- q.* General staff: no color assigned.
- r.* Infantry: light blue (cable number 65014).
- s.* The Inspector General: dark blue and light blue (cable numbers 65012 and 65014).
- t.* Judge Advocate General's Corps: dark blue and white (cable numbers 65012 and 65005).
- u.* Logistics: Soldier red (cable number 80095).
- v.* Medical corps: maroon and white (cable numbers 65017 and 65005).
- w.* Medical service corps: maroon and white (cable numbers 65017 and 65005).
- x.* Military intelligence: oriental blue and silver gray (cable numbers 65027 and 65008).
- y.* Military police corps: green and yellow (cable numbers 65007 and 65002).
- z.* National Guard Bureau: dark blue (cable number 65012).
- aa.* Ordnance corps: crimson and yellow (cable numbers 65013 and 65002).
- ab.* Psychological Operations: Bottle green and silver gray (cable number 67191 and 67137).
- ac.* Quartermaster corps: buff (cable number 65015).
- ad.* Signal corps: orange and white (cable numbers 65004 and 65005).
- ae.* Special Forces: jungle green (cable number 65025).
- af.* ee. Staff specialist, USAR: green (cable number 65007). ff. The SMA: no color assigned.
- ag.* Transportation corps: brick red and golden yellow (cable numbers 65021 and 65001).
- ah.* Veterinary corps: maroon and white (cable numbers 65017 and 65005).
- ai.* Warrant officers: brown (cable number 65016).

21–20. Branch scarves

Personnel may wear branch scarves as authorized by AR 670–1. These scarves are a bib-type design in the following colors, for wear by personnel as indicated:

- a.* Black: chaplain.
- b.* Brick red: transportation.
- c.* Buff: supply, QM, supply and service, supply and transportation, and support.
- d.* Cobalt blue: chemical.
- e.* Crimson: OD and maintenance.
- f.* Dark blue: NGB, Judge Advocate General, The Inspector General, and The Adjutant General.
- g.* Green: MP and staff specialist.
- h.* Infantry blue: Infantry.
- i.* Jungle green: special forces.
- j.* Maroon: Army medical specialist, Army Nurse, dental, medical, medical service, and veterinary corps.
- k.* Orange: signal.
- l.* Oriental blue: intelligence.
- m.* Purple: civil affairs.

- n. Scarlet: artillery, engineers and permanent professors, registrar, and civilian instructors of the USMA.
- o. Silver gray: finance.
- p. Teal blue: branch immaterial.
- q. Ultramarine blue: aviation.
- r. Yellow: armor and cavalry.
- s. Camouflage: as determined by local commander.
- t. Bottle green: psychological operations.

Note. Branch scarves are provided without cost to all personnel, when prescribed for wear.

21–21. Leaders identification insignia

- a. AR 670–1 identifies leaders authorized to wear leaders identification insignia.
- b. The LI insignia is a green cloth loop, 1 5/8 inches wide, worn in the middle of both shoulder loops on the Army green coat, and on the center tab of the ECWCS (Gore-Tex®) parka. When the LI is worn on the parka, personnel wear their grade insignia centered on the LI. Personnel may wear pin-on grade insignia, or they may sew onto the LI the same cloth grade insignia that is worn on the uniform (see fig 21–134). Soldiers are not authorized to wear the LI insignia on utility uniforms.
- c. Personnel will not wear the LI when reassigned from a command position, or from an organization designated above, or when taking an official photo.

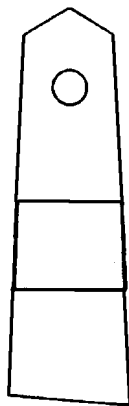


Figure 21–134. Wearing combat LI on shoulder loops

21–22. Distinctive unit insignia

a. *Authorization.* DUI of a design approved by The Institute on Heraldry, DA, are authorized and prescribed for wear on the service uniforms of personnel in the echelons outlined in AR 670–1.

b. *By whom worn.*

(1) When a DUI is authorized, all personnel assigned to the organization wear the insignia, except general officers and the SMA. General officers wear their RDI on the black pullover sweater. The SMA wears the SMA insignia in lieu of the DUI. Reserve component units with WARTRACE alignments may wear the DUI of the active unit to which they are aligned, in lieu of their peacetime DUI, provided major OFTS, or state technical assistance grant, and ACOM commanders agree on such wear.

(2) A complete set of the DUI consists of three pieces.

c. *Where worn.* The design of the DUI is metal, or metal and enamel, only. Enlisted personnel wear the insignia on the service uniform coat, the black pullover cardigan, and the beret.

d. *How worn.*

(1) Enlisted personnel wear the DUI on the service uniform coat, centered on the shoulder loops an equal distance from the outside shoulder seam to the outside edge of the button, with the base of the insignia toward the outside shoulder seam. Enlisted personnel are not authorized to wear the DUI on the dress uniform (worn with white shirt and necktie/neck tab). Officers wear the DUI centered on the shoulder loops of the green service uniform, an equal distance

from the inside edge of their grade insignia to the outside edge of the button, with the base of the insignia toward the outside shoulder seam (see fig 21–135).

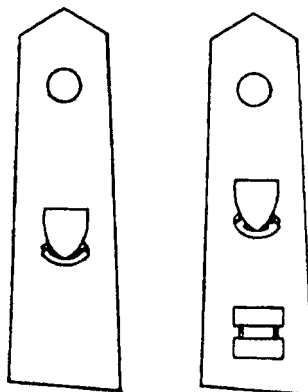


Figure 21–135. Wearing DUI on shoulder loops

(2) On the beret, enlisted personnel wear the DUI centered on the organizational flash. Soldiers assigned to units not authorized a DUI wear the RDI on the beret in the same manner as the DUI.

(3) Soldiers (except chaplains, general officers, and the SMA) wear the DUI centered above the nameplate on the black pullover cardigan, with the top edge of the insignia 1/4 inch below the top edge of the patch on the cardigan. Soldiers assigned to units not authorized the DUI wear the RDI on the black pullover cardigan in the same manner as the DUI (see fig 21–136). Chaplains wear their branch insignia, general officers wear the RDI, and the SMA wears the SMA insignia in the same manner. All Soldiers may adjust the placement of the DUI or RDI, up or down on the patch, to allow for large size DUI or RDI, or to adjust to body configuration.

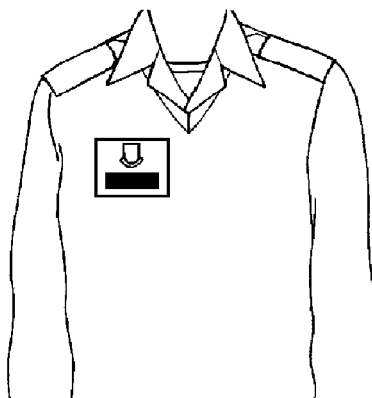


Figure 21–136. Wearing DUI/RDI on black pullover cardigan

21–23. Regimental distinctive insignia

a. Authorization. Soldiers wear regimental distinctive insignia when affiliated with a regiment or whole-corps regiment (based on a Soldier's branch/corps/special branch as determined by PMOS or specialty).

b. How worn.

(1) *Males.*

(a) On the service (green or blue) uniforms and the service uniform shirts, males wear the RDI centered 1/8 inch above the top of the pocket flap or 1/4 inch above any unit awards or foreign badges that are worn (see fig 21–137). When the coat lapel obscures the insignia, Soldiers may wear the RDI aligned to the right edge of unit awards or the nameplate. Wearing the RDI on the service uniform shirt is optional.




Figure 21-137. Wearing RDI on green and blue uniforms, male

(b) On the white and blue mess and evening mess uniforms, male personnel wear the RDI on the right lapel. On the blue mess uniform, the RDI is worn centered on the satin facing, 1/2 inch below the notch in the lapel. On the white mess uniform, the RDI is worn 1/2 inch below the notch, centered on the lapel. The RDI is worn so that the vertical axis of the insignia is perpendicular to the ground (see fig 21-138).




Figure 21-138. Wearing RDI on Army blue and white mess uniforms, male

(2) *Females.*

(a) On the green and blue uniforms, the service uniform shirts, and maternity tunic, females wear the RDI centered 1/2 inch above the nameplate or 1/4 inch above any unit awards or foreign badges that are worn. When the coat lapel obscures the RDI, Soldiers may wear the RDI aligned to the right edge of unit awards or the nameplate. Wearing the RDI on the service uniform shirt is optional.

(b) On the blue mess and evening mess, and the new version white mess and evening mess uniforms, females wear the RDI centered on the right lapel, with the top of the RDI aligned with the top row of miniature medals. On the old version white mess and evening mess uniforms, females wear the RDI centered on the right side of the jacket (not on the lapels). The RDI is centered between the lapel and shoulder seam, with the top of the RDI aligned with the top row of miniature medals. The RDI is worn so that the vertical axis is perpendicular to the ground.

(3) *Regimental distinctive insignia and distinctive unit insignia.* The RDI and DUI will be the same for Soldiers who are assigned to, and affiliated with, the same unit. Soldiers who are assigned to a unit or agency not authorized a DUI will wear the RDI on the beret and the black pullover cardigan in lieu of a DUI.

21-24. Insignia representing regimental affiliation

a. *Authorization.* AR 670-1 authorizes insignia used to represent regimental affiliation to consist of either the RDI

or DUI. A Soldier's Regimental affiliation using an RDI is based on a Soldier's branch/corps/special branch as determined by PMOS or specialty. A Soldier's Regimental affiliation using a DUI is based on a unit in which the Soldier is serving or previously successfully served. Soldiers may wear the RDI for their affiliated regiment or may be approved to wear the DUI for a unit in which they are serving or previously successfully served.

b. Approval Process. Soldiers who desire to wear a DUI (in lieu of an RDI) to represent their regimental affiliation must make the request using a DA Form 4187 (Personnel Action). A Soldier's unit personnel office must verify the Soldier's assignment history to verify eligibility before changing the Soldier's records.

c. How worn. The RDI or DUI, when worn as insignia to represent regimental affiliation, are worn as outlined in paragraph 21–23.

21–25. Insignia, distinguishing, U.S. Army tape, nametape, and nameplate

a. Insignia, distinguishing, U.S. Army tape.

(1) *Description.* For the combat utility uniforms and ECWCS, the insignia is 5 inches in length with a hook- and-loop-faced pad and the inscription "U.S. Army" in black block letters sewn on a camouflaged pattern tape to match the uniform. The letters are 3/4 inch high and 1/2 inch wide.

(2) *How worn.* The "U.S. Army" is worn on the wear's left breast pocket immediately above and parallel with the top of the slanted chest pocket flap. The background of the U.S. Army insignia is a camouflage pattern. When personnel sew on badges, the following must also be sewn on the utility uniform coat: nametape, U.S. Army tape, and grade insignia. This requirement does not apply to the patrol cap. If a Soldier sews on a U.S. Army tape, nametape, or grade insignia, then all three items must be sewn on.

Note. Personnel will not wear the U.S. Army insignia tape on the hospital duty and food service uniforms. Personnel are not authorized to have the words U.S. Army embroidered directly on the uniform (see fig 21–139).



Figure 21–139. Wearing nametape and U.S. Army distinguishing nametape

b. Insignia, nametape.

(1) *Description.* For the combat utility uniforms and ECWCS, the nametape insignia is 5 inches in length with a hook-and-loop-faced pad. The nametape will be in black block letters. The nametape is worn above the wearer's right breast pocket above chest pocket flap. The background of the nametape insignia is camouflage pattern. The letters are 3/4 inch high and 1/2 inch wide. No punctuation, symbols, or special characters are authorized on the nametape. (Last names consisting of 11 letters or more are constructed using Franklin gothic extra-condensed print (48 point), 1/2 inch high.)

(a) *ECWCS (Gore-Tex®) (Generation I) ACU parka.* The nametape is a strip of foliage green cloth, 3 1/2 inches long and a 1/2 inch wide, with 1/4 inch black block lettering. The nametape can accommodate up to 14 characters. No other size nametape is authorized for wear on the Gore-Tex® (Generation I) ACU parka. The nametape is worn on the left sleeve pocket flat, 1/4 inch above the bottom of the flap and centered left to right on the flap. Personnel are not authorized to wear the nametape in any other location on the parka other than the pocket flap, and they are not authorized to embroider the name directly on the pocket flap.

(b) *ECWCS (Gore-Tex®) (Generation II) ACU parka.* The nametape is a strip of camouflage pattern or foliage green cloth, 5 1/4 inches long and 1/2 inch wide with 1/4 inch wide lettering. The nametape can accommodate up to 14 characters. No other size nametape is authorized to be worn on the parka. The nametape will be centered left to right on the bottom of the pocket flap. Personnel are not authorized to embroider the nametape directly on the pocket flap or wear a foliage green or camouflage pattern nametape with hook-and-loop fastener on the ECWCS (Gore-Tex®) (Generation II) ACU parka.

(c) *ECWCS (Gore-Tex®) (Generation III) ACU parka.* For the ECWCS (Gore-Tex®) (Generation II) ACU parka with hook-and-loop-faced pads, personnel will wear hook-and-loop nametape and U.S. Army insignias on the applicable CW garments.

Note. For wearing nametapes on helmet bands, see paragraph 21-3.

(2) *How to obtain.* Initial and replacement nametapes are provided at no cost to enlisted members and are procured from appropriated funds. If facilities are not available at installations for inscribing and attaching nametapes, contracting for such services with local vendors is authorized.

c. Insignia, nameplate.

(1) *Description.*

(a) The nameplate is a black, laminated plastic plate, 1 inch by 3 inches, 1/16 inch thick, with a white border not to exceed 1/32 inch in width. Lettering is block type, indented white lettering, 3/8 inch in height, and centered on the plate. Only last names are used on the nameplates. Gloss or nongloss finish is authorized on the nameplate.

(b) Modifications to the nameplate to add other insignia or information are prohibited unless authorized by HQDA. Personnel will not wear nameplates with unauthorized additions or translations outside of the area for which they are authorized.

(2) *How worn.*

(a) *Male personnel.* On the service uniform shirts, and on the coats of the green and blue service/dress uniforms, the nameplate is worn centered left to right on the flap of the right breast pocket, and centered between the top of the button and the top of the pocket. (See illustrations in individual uniform chapters.) On the black pullover sweater, the nameplate is worn centered on the black patch of the sweater, except when wearing the DUI or RDI. When wearing a DUI or RDI, the nameplate is placed 1/4 inch above the bottom of the black patch, with the top of the DUI or RDI placed 1/4 inch below the top edge of the patch, and centered left to right. Personnel may adjust the placement of the nameplate and DUI or RDI, up or down on the patch, to allow for large size DUI or RDI, or to adjust to body configuration.

(b) *Female personnel.* On the Army green uniform, the new style Army blue uniform and ASU, the nameplate is worn 1 to 2 inches above the top button of the coat and centered horizontally on the wearer's right side (see fig 21-140). On the service uniform shirts, maternity tunic, hospital duty, and food service uniforms, the nameplate is worn in a comparable position. On the old-style Army blue uniform, the nameplate is worn centered horizontally on the wearer's right side, slightly above the top edge of the top button. (See illustrations in individual uniform chapters.) On the black pullover sweater, the nameplate is worn centered on the black patch of the sweater, except when the DUI or RDI is worn. When wearing a DUI or RDI, the nameplate is placed 1/4 inch above the bottom of the black patch, with the top of the DUI or RDI placed 1/4 inch below the top edge of the patch, and centered left to right. Personnel may adjust the placement of the nameplate and DUI or RDI, up or down on the patch, to allow for large size DUI or RDI, or to adjust to body configuration.




Figure 21-140. Wearing the nameplate on service and dress uniforms, female

21-26. Aiguillette, service

a. Description. The service aiguillette is a one-piece braided gold, gold-colored nylon, or synthetic metallic gold-colored cord, 3/16 inch in diameter, and 30 1/2 inches in length, with each end equipped with a hook and one end equipped with an eye. The front part of the aiguillette is 8 1/2 inches in length and consists of 1 1/2 inches of cord equipped with a hook, a knot 1 3/4 inches in length, a cord 2 inches in length, and a 3-inch ferrule.

b. How worn. The military aide to the President, White House social aides while on duty with the First Family, and officers designated as aides to foreign heads of state wear the service aiguillette on the right side of the uniform. All other aides wear aiguillettes on the left side. The cord is placed under the arm with the hook engaging the eyes on each side of the appropriate shoulder loop. The end equipped with the eye is worn to the front. The hook of the front part of the aiguillette is engaged in the eye of the cord (see fig 21-141).

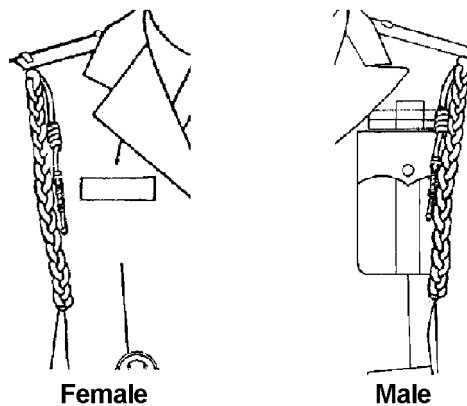


Figure 21-141. Wearing service aiguillettes

c. *By whom worn.* Army attachés, assistant Army attachés, and aides wear the service aiguillette on the Army green and blue uniforms when they are worn for informal occasions. Males will wear the four-in-hand necktie with the uniform when wearing the service aiguillette. When personnel wear the black all-weather coat, they may wear the service aiguillette on the outside of the garment. The aiguillette is worn only when personnel are performing duties as aides.

21–27. Aiguillette, dress

a. *Description.*

(1) The front of the dress aiguillette is the same as the service aiguillette, except the front part is replaced by a piece that is 25 inches in length, with 15 inches of braiding, with 2 inches from the braiding to the button loop and knot. The knot is 1 3/4 inches in length, the cord is 3 1/4 inches, and the ferrule is 3 inches. The braided end is equipped with a hook.

(2) The back of the dress aiguillette consists of a braided gold cord or gold-colored nylon cord, 3/16 inch in diameter and 30 1/2 inches in length, with an additional part 34 inches in length that consists of 24 inches of braiding, with 2 inches from the braiding to the button loop and knot. The knot is 1 3/4 inches in length, the cord is 3 1/4 inches, and the ferrule is 3 inches and is fastened to a triangular piece of brass with a hook on the inside. This hook is attached to a small strip of brass which slips under the shoulder loop, shoulder strap, or shoulder knot. The brass strip for the shoulder strap is curved to conform to the contour of the shoulder and is 5/8 inch in width and 3 7/8 inches in length, with a rectangular opening at each end, 3/8 inches in length. The brass strip for shoulder knots is 5/8 inch in width and 3 3/8 inches in length, with an extra piece fastened to form a standing loop 1 inch in length that permits the flexible backing of the shoulder knot to pass through. The brass strip for the shoulder loop of the Army white mess uniform coat is the same as that used for the shoulder knot, without the standing loop.

b. *How worn.* The military aide to the President, White House social aides while on duty with the First Family, and officers designated as aides to foreign heads of state wear the aiguillette on the right side of the uniform. All other authorized personnel wear aiguillettes on the left side. Aiguillettes are secured to the coat before the opening of the brass strip, and the front part is hooked into the eye of the service aiguillette. The 34-inch part is passed under the arm, and the button loop of the 25-inch part is inserted through the button loop of the 34-inch part, past the button loop of the 25-inch part notch in the lapel, and attached to the button under the collar. The button under the collar is attached to the body of the coat so that the knot of the 25-inch part will easily clear the notch in the lapel. The loops of both cords cross on the outside of the arm with the front loop on top. Either gold cord or gold-colored nylon cord may be worn, depending upon the importance of the occasion and the individual's preference (see fig 21–142).

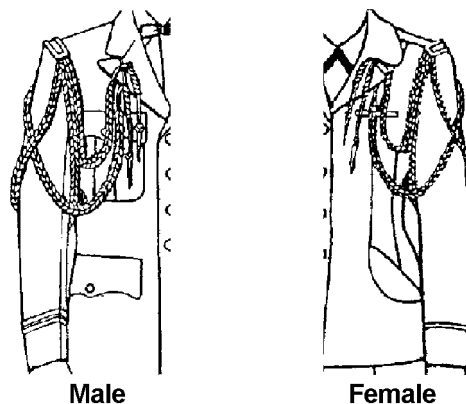


Figure 21–142. Wearing dress aiguillettes

c. *By whom worn.* The dress aiguillette is worn only when personnel are performing duties as aides. Army attachés, assistant Army attachés, and aides wear the dress aiguillette with the Army blue and white mess and evening mess uniforms, when prescribed. Personnel may wear the dress aiguillette with the blue dress uniform only at formal occasions (when the bow tie is worn).

d. *How to obtain.* Aiguilletes are procured locally as expendable property by the organization to which the individual is assigned for supply purposes. A gold cord, gold-colored nylon cord, or synthetic metallic gold-colored cord is authorized for purchase.

21–28. Service stripes

a. Large.

(1) A golden-lite, rayon-embroidered diagonal stripe, 3/16 inch wide and 1 5/16 inches long, on an Army green or blue (ASU) background that forms a 3/32-inch border around the stripe. The large service stripes are authorized on the service uniforms (Army green or ASU). Soldiers must wear the large service stripes when wearing the large rank insignia.

(2) A gold-colored rayon or a golden-lite rayon or nylon braid, 1/2 inch wide, and of variable length. The large service stripe braid is authorized for wear by all enlisted Soldiers on the Army blue and white dress, mess, and evening mess uniforms. Soldiers must wear the large service stripes when wearing large rank insignia.

b. Small.

(1) A golden-lite rayon-embroidered diagonal stripe, 5/32 inch wide and 1 1/4 inches long on an Army green or blue (ASU) background, which forms a 5/64 inch border around the stripe. The small service stripes are authorized on the service uniforms (Army green or ASU). Soldiers must wear the small service stripes when wearing the small rank insignia.

(2) A gold-colored rayon or golden-lite rayon or nylon braid, 1/4 inch wide, and of variable length. The small service stripe braid is authorized for wear by all enlisted Soldiers on the Army blue and white dress, mess, and evening mess uniforms. Soldiers must wear the small service stripes when wearing small rank insignia.

c. How worn.

(1) The service stripes are worn centered on the outside bottom half of the left sleeve on the Army green uniform coat or ASU. The service stripe is placed at an angle of 45 degrees with the lower end toward the inside seam of the sleeve, and it is placed 4 inches from the bottom of the sleeve. For each additional period of 3 years honorable service, another service stripe is added above and parallel to the first stripe, with a 1/16-inch space between stripes (see fig 21–143).

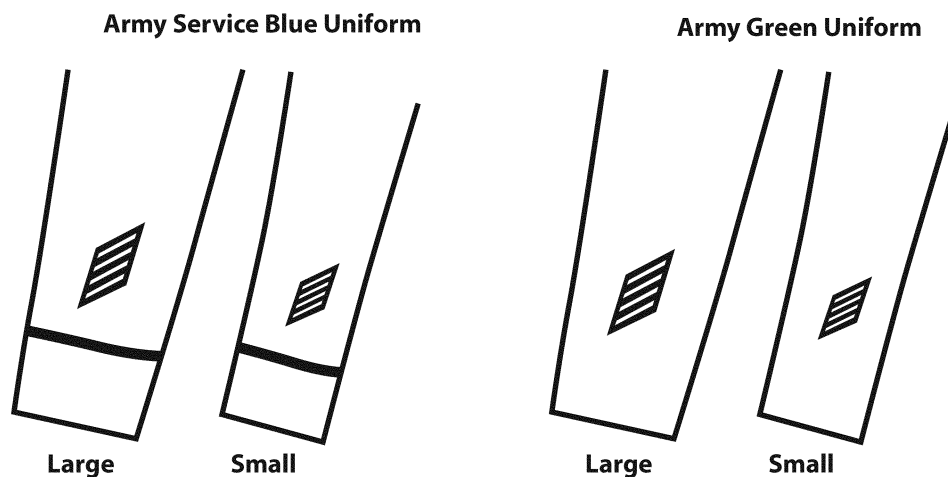


Figure 21–143. Wearing service stripes, enlisted

(2) Service stripes covered in paragraphs *a*(2) and *b*(2), above, are worn on the Army blue and white dress, mess, and evening mess uniforms. The service stripe is worn centered from seam to seam on the outside bottom half of both sleeves. The first stripe is sewn on an angle of 30 degrees, with the lower end inserted in the front inside seam, 1/4 inch above the cuff braid. The upper end of the stripe is inserted in the back seam of the sleeve on the Army blue dress, mess, and evening mess uniforms, and on the Army white mess and evening mess uniforms; and 3 inches above the bottom of the sleeve on the Army white dress uniform. Each additional stripe is spaced 1/8 inch apart from the last stripe, and above the first stripe (see fig 21-144).

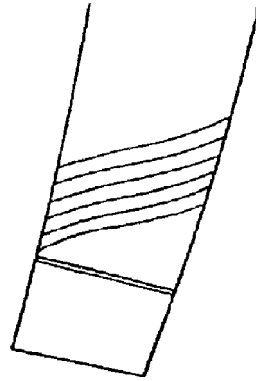


Figure 21-144. Wearing service stripes on Army blue, enlisted

d. By whom worn. Enlisted personnel wear the service stripes as members of the AA, ARNG, and USAR, when they have served honorably, as indicated below.

(1) In active Federal service as a commissioned officer, WO, or enlisted member of the Army, Navy, Air Force, Marine Corps, or Coast Guard.

(2) In active Reserve service creditable for retirement for nonregular service, according to 10 USC, Chapter 1220, as a commissioned officer, WO, or enlisted member of any RC of the Armed Forces, including the Women's Army Auxiliary Corps.

e. Service stripes. One stripe is authorized for each 3 years of honorable active Federal service, active reserve service creditable for retired pay for nonregular service, or a combination. There is no limit to the number of stripes worn; however, service stripes will not cover the chevrons. Service need not have been continuous, and the 10th stripe is authorized after 29 1/2 years. Individuals authorized more than 10 service stripes may elect whether or not to wear them.

21-29. Overseas service bars

a. Large. A golden-lite rayon-embroidered bar, 3/16 inches wide and 1 5/16 inches long, on a green or blue (ASU) background that forms a 3/32-inch border around the bar. All personnel are authorized to wear the large overseas service bar. Enlisted Soldiers must wear large overseas service bars when wearing large rank and service stripe insignia.

b. Small. A golden-lite rayon-embroidered bar, 5/32 inch wide and 13/32 inch long, on a green or blue (ASU) background that forms a 5/64-inch border around the bar. All personnel are authorized to wear the small overseas service bar. Enlisted Soldiers must wear small overseas service bars when wearing small rank and service stripe insignia.

c. How worn. The overseas service bar is worn centered on the outside bottom half of the right sleeve of the Army green uniform coat and ASU. The lower edge of the overseas service bar is placed 1/4 inch above the sleeve braid of the coat for officer personnel, and 4 inches above and parallel to the bottom of the sleeve for enlisted personnel. Each additional bar is spaced 1/16 inch above and parallel to the first bar (see fig 21-145).

d. Worn by. Soldiers are authorized wear of the overseas service bar as outlined in AR 670-1.

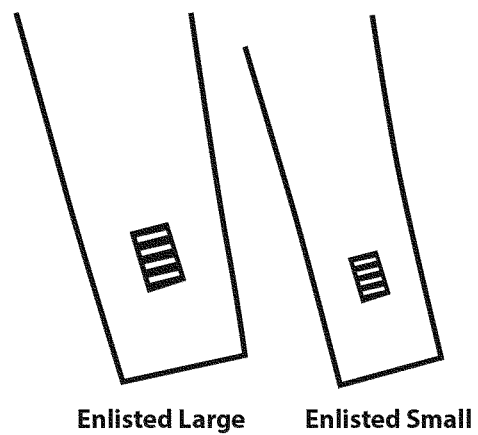
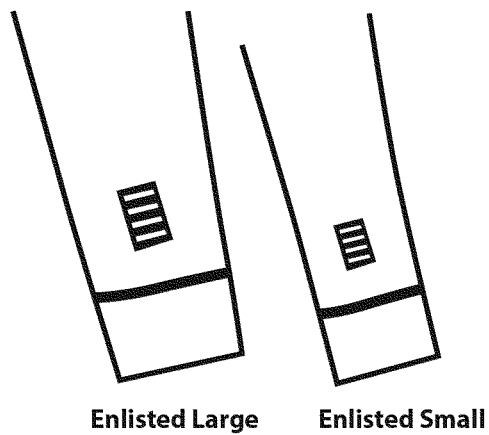
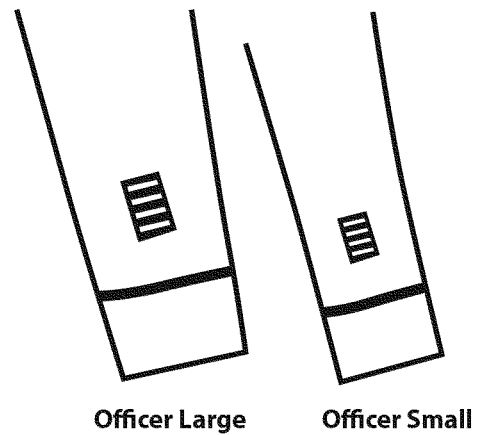
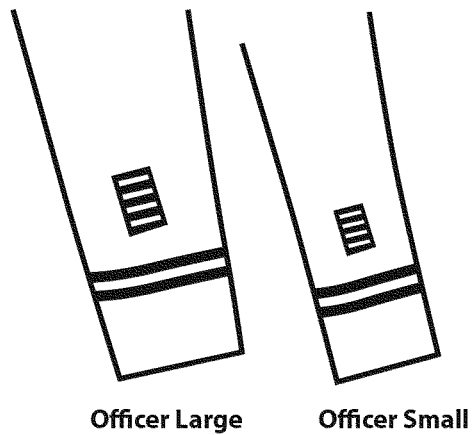
Army Service/Dress Blues Uniform**Army Green Uniform**

Figure 21-145. Wearing overseas service bars, all ranks

21-30. Brassards

a. Description. Brassards are worn as ID to designate personnel who are required to perform a special task or to deal with the public. Brassards are either made of cloth and 17 to 20 inches long and 4 inches wide of colors specified or are a subdued hook-and-loop insignia worn attached to the left sleeve of the combat uniform coat shoulder pocket flap. When more than one color is specified for the cloth brassard, the colors are of equal width and run lengthwise on the brassard. Cloth brassards are worn on the left sleeve of the outer garment, with the bottom edge of the brassard approximately 2 inches above the elbow (see fig 21-146).

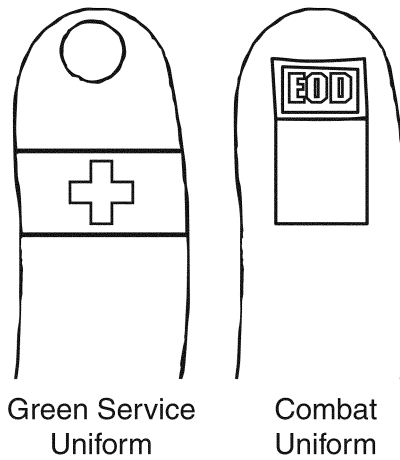


Figure 21-146. Wearing brassards

b. Descriptions of current authorized brassards.

(1) *The Directorate of Evaluation and Standardization brassard.* The Directorate of Evaluation and Standardization (DES) brassard is rectangular shaped foliage green embroidered device consisting of three black letters “DES” 1 11/32 inches in height with an overall dimension of 1 13/16 inches in height by 3 1/4 inches in width, all within a 1/8 foliage green border (see fig 21-147). The DES brassard is a hook-and-loop insignia and will be worn attached to the left sleeve of the combat uniform coat shoulder pocket flap. The subdued DES brassard is worn by DES personnel while performing Army aviation standardization duties.

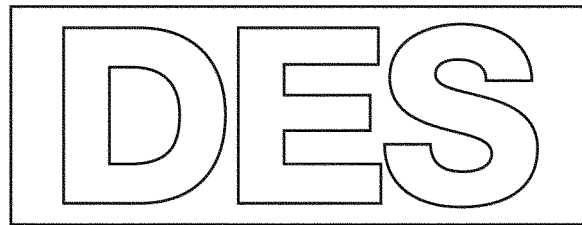


Figure 21-147. Brassard, Directorate of Evaluation and Standardization

(2) *Acting noncommissioned officer brassard.* The brassard consists of gold-colored chevrons on a dark blue background. Trainees or candidates acting as noncommissioned officers in schools or training centers wear this brassard. (See figs 21-148 and 21-149 for the sergeant and corporal brassards.)

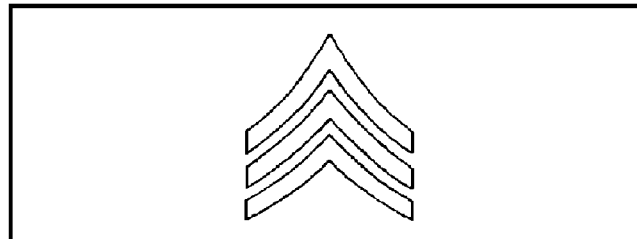


Figure 21-148. Brassard, sergeant

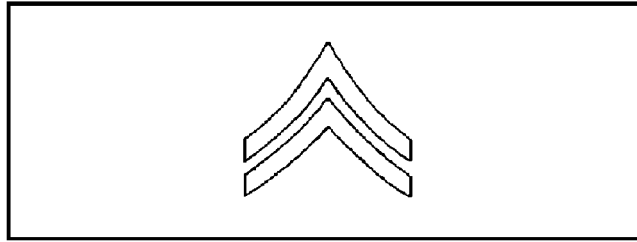


Figure 21-149. Brassard, corporal

(3) *Acting officer brassard.* The brassard consists of white stripes on an olive-drab background, centered, and parallel with the long side of the brassard. Trainees or candidates acting as commissioned officers in schools or training centers wear this brassard.

- (a) Captain: three white stripes (see fig 21-150).
 - (b) First lieutenant: two white stripes (see fig 21-151).
 - (c) Second lieutenant: one white stripe (see fig 21-152).
-

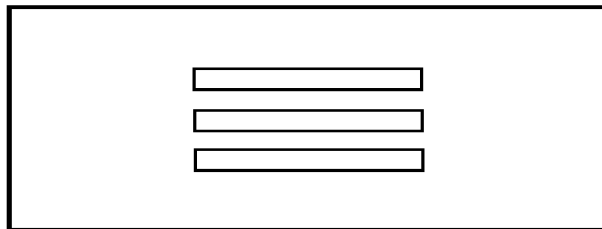


Figure 21-150. Brassard, captain

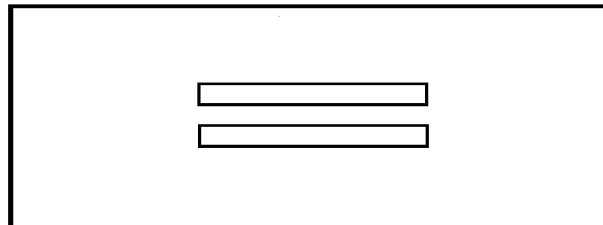


Figure 21-151. Brassard, first lieutenant

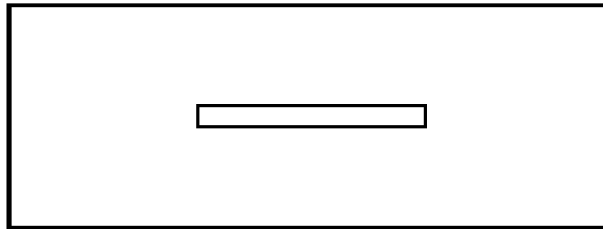


Figure 21–152. Brassard, second lieutenant

(4) *Army Community Service brassard.* The brassard consists of the Army Community Service emblem in appropriate colors centered over the words "ARMY COMMUNITY SERVICE" aligned vertically on a blue background. Military personnel, civilian employees, and volunteer personnel engaged in Army Community Service activities wear the brassard when ready identification is required (see fig 21–153).




Figure 21–153. Brassard, Army Community Service

(5) *Explosive ordnance disposal brassard.* The brassard consists of a rectangular shaped foliage green embroidered device consisting of three black letters "EOD" 1 5/16 inches in height, with an overall dimension of 1 13/16 inches in height by 3 1/4 inches in width, all within a 1/8 inch foliage green border. The EOD brassard is a hook-and- loop insignia and will be worn attached to the left sleeve of the combat uniform coat shoulder pocket flap. Explosive ordnance disposal personnel wear the brassard while performing disposal activities (see fig 21–154).

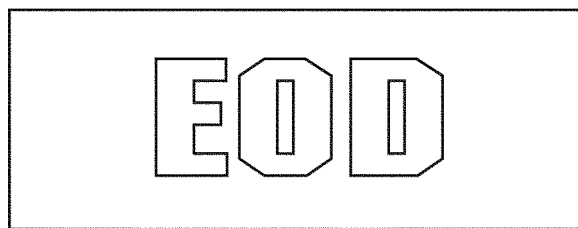


Figure 21–154. Brassard, explosive ordnance disposal

(6) *Chemical, Biological, Radiological, and Nuclear brassard.* The brassard consists of "CBRN" in golden orange letters, on a cobalt blue background. The subdued CBRN insignia is a rectangular shaped foliage green embroidered device consisting of four black letters "CBRN" 1–11/32 inches in height, with an overall dimension of 1 13/16 inches in height by 3 1/4 inches in width, all within a 1/8 inch foliage green border (see fig 21–155). The CBRN brassard is a hook-and- loop insignia and will be worn attached to the left sleeve of the combat uniform coat shoulder pocket flap. Enlisted CMF 74 or officers/warrant officers within branch 74 must be serving in a 74 coded billet and be directly involved in CBRN operations by being engaged in the planning, assessing, characterizing, advising, and mitigating of CBRN threats and hazards inside or outside of continental United States environments to be authorized to wear the CBRN brassard (see fig 21–155).

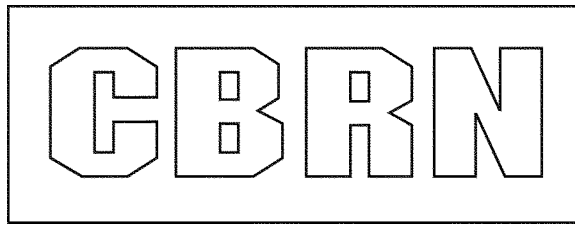


Figure 21–155. Brassard, CBRN

(7) *Geneva Convention brassard.* The brassard consists of a red Geneva cross on a white background. Medical personnel wear the brassard, subject to the direction of competent military authority. When the brassard is worn, personnel are exclusively engaged in the search for, or collection, transport, or treatment of, the wounded or sick; or in the prevention of disease. The brassard also is worn by staff exclusively engaged in the administration of medical units and establishments, and it is worn by chaplains attached to the Armed Forces. Veterinary units are not considered medical units and do not wear the Geneva Convention brassards; they wear the Veterinary Corps brassard (see fig 21-156).

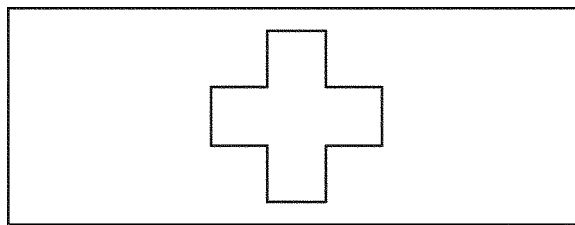


Figure 21–156. Brassard, Geneva Convention

(8) *Mourning brassard.* The brassard consists of plain black or black crepe material. Personnel wear the brassard on the Army uniform, at the discretion of the wearer, only when actually present at a funeral, or en route to or from the funeral. Funeral escorts wear the brassard when prescribed by the Secretary of the Army (see fig 21–157).




Figure 21–157. Brassard, mourning

(9) *Military police brassard.* The MP brassard is a rectangular shaped foliage green embroidered device consisting of two black letters “MP” 1 5/16 inches in height, with an overall dimensions of 1 13/16 inches) in height by 3 1/4 inches in width, all within a 1/8 inch foliage green border. The MP brassard is a hook-and- loop insignia and will be worn attached to the left sleeve of the combat uniform coat shoulder pocket flap. The brassard is worn at the discretion of the provost marshals, directors of the emergency services, the military police commanders, or when the mission requires identification of military police (see fig 21–158).




Figure 21-158. Brassard, military police

(10) *Movement control brassard.* The brassard consists of the words “MOVEMENT CONTROL” in golden yellow block letters on a brick-red background. Military movement control personnel wear the brassard. Other designated personnel may wear the brassard in the field, when prescribed (see fig 21-159).




Figure 21-159. Brassard, movement control

(11) *Officer of the day brassard.* The brassard consists of the letters “OD” in yellow block letters on a dark-blue background. The officer of the day wears the brassard, as designated by the appropriate commander (see fig 21-160).

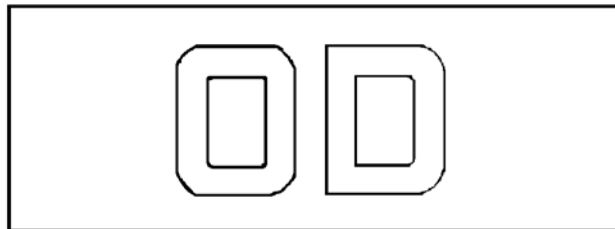


Figure 21-160. Brassard, officer of the day

(12) *Officer of the guard brassard.* The brassard consists of the letters “OG” in yellow block letters on a dark-blue background. The officer of the guard wears the brassard, as designated by the appropriate commander (see fig 21-161).



Figure 21-161. Brassard, officer of the guard

(13) *Photographer brassard.* The brassard consists of the words “US ARMY PHOTOGRAPHER” on two lines, in golden-orange block letters on an ultramarine-blue background. U.S. Army photographers wear the brassard when actually performing photographic duties (see fig 21–162).

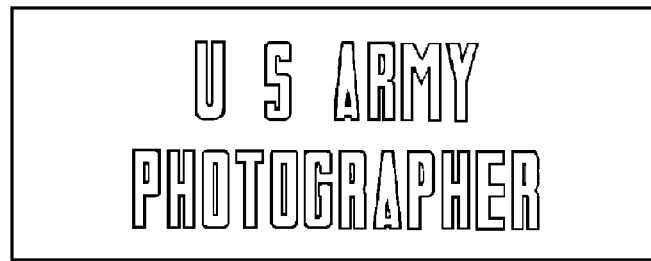


Figure 21–162. Brassard, photographer

(14) *Port brassard.* The brassard consists of the letters “TC” in golden-yellow block letters on a brick-red background. Transportation corps military personnel wear the brassard when prescribed by the port or Army terminal commander (see fig 21–163).




Figure 21–163. Brassard, port

(15) *Trainees in leadership courses brassard.* The brassard consists of a golden-yellow and dark-blue “compass rose” on a dark-blue background. All students attending leadership courses wear the brassard (see fig 21–164).

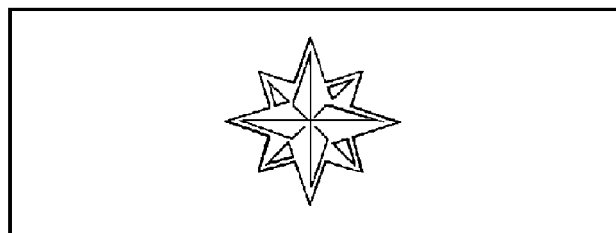


Figure 21–164. Brassard, trainee in leadership position

(16) *Unit police brassard.* The brassard consists of the letters “UP” in yellow block letters on a dark-blue background. Army personnel, other than members of the military police corps, wear the brassard while performing duties as unit traffic guides, courtesy patrols, security guards, or other police-type functions, when prescribed by the appropriate commander (see fig 21–165).

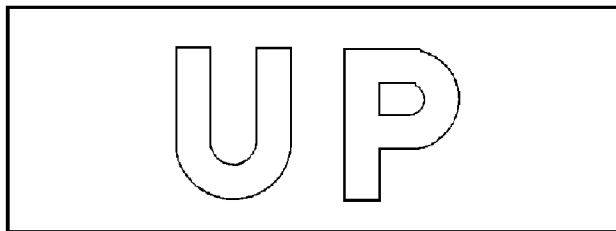


Figure 21–165. Brassard, unit police

(17) *Veterinary Corps brassard.* The brassard consists of a green cross on a white background. Members of the veterinary service wear the brassard, when prescribed (see fig 21–166).

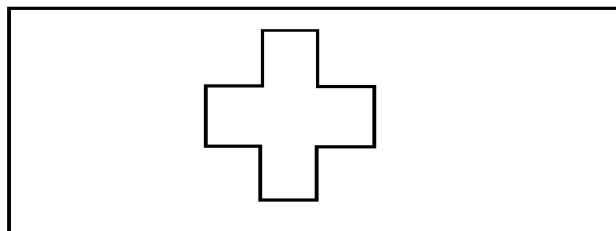


Figure 21–166. Brassard, Veterinary Corps

(18) *Criminal Investigation Division brassard.*

(a) *Nonsubdued.* The brassard consists of the letters “CID” in white block letters on a blue background. Special agents of the U.S. Army Criminal Investigation Command (USACIDC) and accredited supervisors wear the brassard, as determined by the appropriate USACIDC command (see fig 21–167).

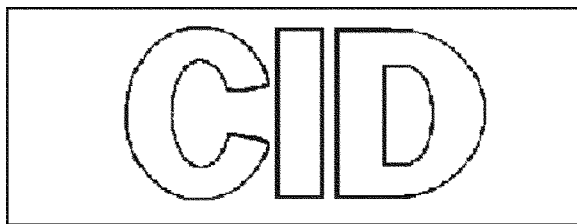


Figure 21–167. Brassard, CID

(b) *Subdued.* The subdued brassard is a rectangular shaped foliage green embroidered device consisting of three black letters “CID” 1 5/16 inches in height, with an overall dimensions of 1 13/16 inches in height by 3 1/4 inches in width, all within a 1/8 inch foliage green border. Special agents of the USACIDC and accredited supervisors wear the subdued brassard, as determined by the appropriate USACIDC commander.

(19) *Personnel assistance point brassard.* The brassard consists of the words “MILITARY ASSISTANCE” on two lines, in white lettering on a black background, 20 inches long and 4 1/4 inches wide, with an extension 5 3/4 inches high centered above the letters for display of the SSI. Qualified personnel working at personnel assistance points wear the brassard, at the direction of the Total Army Personnel Command commander (see fig 21–168).



Figure 21-168. Brassard, military assistance

21-31. Distinctive items authorized for infantry personnel

a. Cord, shoulder.

(1) *Description.* The shoulder cord is infantry blue, and it is formed by a series of interlocking square knots around a center cord.

(2) *Authority for wear.* AR 670-1 identifies the approval authority to authorize the award of the shoulder cord to infantryman, the authorized wearers, and the authorized assignments for wear of the shoulder cord. Since this shoulder cord is not a considered a permanent award, it should not be worn by Soldiers in an official DA photo.

(3) *How worn.* The shoulder cord is worn on the right shoulder of the green and blue uniform coats and the service uniform shirts. The cord is passed under the arm and over the right shoulder under the shoulder loop, and secured to the button on the shoulder loop. In order to attach the cord, officer personnel will attach a 20-ligne button to the right shoulder seam, 1/2 inch outside the collar edge (see fig 21-169).




Figure 21-169. Distinctive items authorized for infantry personnel

b. Insignia disk; branch and U.S. insignia.

(1) *Description.* A plastic disk in infantry blue, 1 1/4 inches in diameter.

(2) *Authority for wear.* Authority for wear is described in AR 670-1 and paragraph 21-31a(2), above. The insignia is issued without cost to enlisted personnel.

(3) *How worn.* The blue infantry disk is worn secured beneath the branch and U.S. insignia disks, with a 1/8-inch border around the insignia. Infantry personnel wear the insignia on the Army green and blue service/dress uniforms (see fig 21-169).

(4) By whom worn.

(5) *When worn.* The same as in paragraph a(5), above.

c. Insignia disk, service cap.

(1) *Description.* A plastic disk in infantry blue, 1 3/4 inches in diameter.

(2) *Authority for wear.* Authority for wear is described in AR 670-1 and paragraph 21-31a(2), above. The insignia is issued without cost to enlisted personnel.

(3) *How worn.* The blue infantry disk is worn secured beneath the insignia on the blue and green service caps and the male drill sergeant hat.

21-32. Distinctive items authorized for other than infantry personnel

a. *Organizational flash.*

(1) *Description.* A shield-shaped embroidered patch worn on the beret, with a semicircular bottom, approximately 2 1/4 inches long and 1 7/8 inches wide.

(2) *How worn.* The flash is sewn centered on the stiffener of the beret (see para 21-3c).

(3) *Authorized wearers.* See AR 670-1.

b. *Airborne background trimming.*

(1) *Description.* An oval-shaped embroidered device in distinctive colors, 1 3/8 inches in height and 2 1/4 inches in width.

(2) *How worn.*

(a) Personnel wear the background trimming beneath any of the authorized parachutist or air assault badges on the green and blue service coats and the service uniforms shirt. The basic portion of the badge is centered on the background trimming; however, the wreath and star on the master and senior parachutist badges project slightly above the background trimming. On the AG 415 shirt when ribbons are worn, all personnel wear the trimming so the bottom edge of the trimming is 1/4 inch above the ribbons. When ribbons are not worn, males wear the trimming 1/4 inch above the pocket seam, and females wear the trimming in a comparable position.

(b) On the green and blue service coats, males wear the background trimming and applicable badge on the pocket flap so the space between the seam of the pocket flap and the top of the background trimming, wreath, or star is 1/8 inch (see fig 21-170). Females wear the trimming and applicable badge on the green and blue service coats and the maternity uniform tunic so the bottom edge of the background trimming is 1/4 inch above the ribbons (see fig 21-171). When worn below the ribbons, the top of the background trimming is 1/4 inch below the bottom ribbon row.

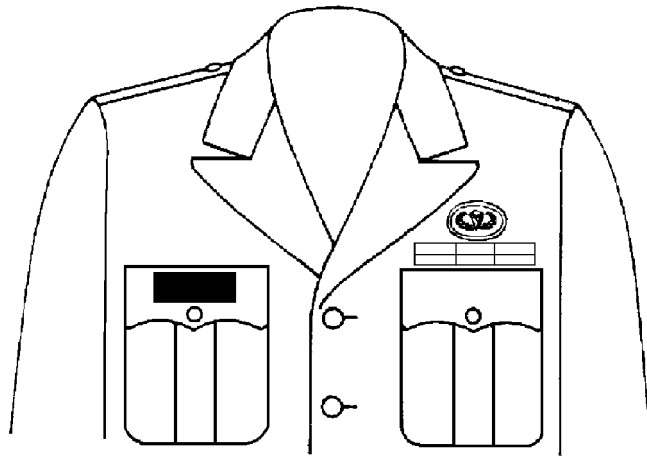


Figure 21-170. Wearing airborne background trimming




Figure 21–171. Wearing airborne background trimming, maternity tunic

(3) *Authorized wearers.* See AR 670–1.

c. Cord, shoulder, marksmanship.

(1) *Description.* A blue cord, 3/16 inch in diameter, bearing a band composed of serrated markings at 9/16-inch intervals. Each marking consists of 1/16-inch white, 1/16-inch red, and 1/16-inch white markings. The overall length of the shoulder cord will not exceed 52 inches (includes double cord).

(2) *How worn.* The shoulder cord is worn on the right shoulder of the green and blue uniform coats and the service uniforms shirt, when it is worn as an outer garment. The cord is passed under the arm and over the right shoulder, under the shoulder loops, and secured to the button on the shoulder loop.

(3) *Authorized wearers.* See AR 670–1.

Chapter 22

Wear of Decorations, Service Medals, Badges, Unit Awards, and Appurtenances

22–1. General

This chapter covers the wear of decorations, service medals, badges, unit awards and appurtenances, both U.S. and foreign, authorized for wear on Army uniforms. The term “award” is an all-inclusive term covering any decoration, service medal, badge, ribbon, or appurtenance bestowed on an individual or unit. The term “ribbon” is an all-inclusive term covering that portion of the suspension ribbon of a service medal or decoration that is worn instead of the service medal or decoration. The ribbon is made in the form of a ribbon bar, 1 3/8 inches wide by 3/8 inches high. The term “ribbon” is used throughout this chapter, and it includes service and training ribbons.

22–2. Authorization

a. See AR 670–1 for authorization and occasion of wear.

b. Additional guidance. Soldiers may sew on all authorized skill and identification badges at their own expense on utility uniforms. Skill and identification badges may be sewn on or pinned on. Soldiers are not authorized to mix sew-on with pin on badges. When personnel sew on badges, the following must also be sewn on the utility uniform coat: nametape, U.S. Army tape, and grade insignia. This requirement does not apply to the patrol cap. Soldiers will not sew on the following:

- (1) Shoulder sleeve insignia-current organization.
- (2) Shoulder sleeve insignia-former wartime service.
- (3) Tabs (except on the green service uniform as authorized by this regulation).
- (4) U.S. Flag.

c. Personnel will attach items directly on the uniform so that it rests firmly without turning. Soldiers will ensure that embroidered cloth insignia is sewn on the uniform so the stitching blends inconspicuously with the background

material. Visible objects, such as clear badge holders worn on the outside of the uniform, are not authorized to aid in affixing insignia to the uniform.

22-3. When wearing awards is prohibited

See AR 670-1 for wear policy.

22-4. Order of Precedence by Category of Medal

See AR 670-1 for wear policy.

22-5. Order of Precedence within categories of medals

The following lists indicate the order of precedence within each category, when two or more medals from each category are worn at the same time:

a. U.S. military decorations. A decoration is an award given to an individual as a distinctively designed mark of honor denoting heroism, or meritorious or outstanding service or achievement. U.S. military decorations authorized for wear on Army uniforms are listed below in order of precedence.

- (1) Medal of Honor (Army, Navy, and Air Force).
- (2) Distinguished Service Cross.
- (3) Navy Cross.
- (4) Air Force Cross.
- (5) Defense Distinguished Service Medal.
- (6) Distinguished Service Medal (Army, Navy, Air Force, and Coast Guard).
- (7) Silver Star.
- (8) Defense Superior Service Medal.
- (9) Legion of Merit.
- (10) Distinguished Flying Cross.
- (11) Soldier's Medal.
- (12) Navy and Marine Corps Medal.
- (13) Airman's Medal.
- (14) Coast Guard Medal.
- (15) Bronze Star Medal.
- (16) Purple Heart.
- (17) Defense Meritorious Service Medal.
- (18) Meritorious Service Medal.
- (19) Air Medal.
- (20) Aerial Achievement Medal.
- (21) Joint Service Commendation Medal.
- (22) Army Commendation Medal.
- (23) Navy Commendation Medal.
- (24) Air Force Commendation Medal.
- (25) Coast Guard Commendation Medal.
- (26) Joint Service Achievement Medal.
- (27) Army Achievement Medal.
- (28) Navy Achievement Medal.
- (29) Air Force Achievement Medal.
- (30) Coast Guard Achievement Medal.
- (31) Combat Action Ribbon.

b. U.S. unit awards. A unit award is given to an operating unit and is worn by members of that unit who participated in the cited action. Personnel who did not participate in the cited action, but who are assigned in the cited unit, are authorized temporary wear of some unit awards. U.S. unit awards authorized for wear on Army uniforms are listed below in their order of precedence.

- (1) Presidential Unit Citation (Army and Air Force).
- (2) Presidential Unit Citation (Navy).
- (3) Presidential Unit Citation (Coast Guard).
- (4) Joint Meritorious Unit Award.
- (5) Valorous Unit Award.
- (6) Air Force Gallant Unit Award.
- (7) Meritorious Unit Commendation (Army and Air Force).
- (8) Navy Unit Commendation.

- (9) Air Force Outstanding Unit Award.
- (10) Coast Guard Unit Commendation.
- (11) Army Superior Unit Award.
- (12) Meritorious Unit Commendation (Navy).
- (13) Navy "E" Ribbon.
- (14) Air Force Organizational Excellence Award.
- (15) Coast Guard Meritorious Unit Commendation.
- (16) Coast Guard Meritorious Team Commendation.

c. U.S. nonmilitary decorations. U.S. nonmilitary decorations authorized for wear on Army uniforms are listed below in their order of precedence. Personnel will wear other U.S. nonmilitary (Federal agency) decorations based upon date of receipt. If more than one decoration is awarded by the same agency, the decorations are worn in the order of precedence, as established by the awarding agency. Personnel will not wear U.S. nonmilitary decorations that duplicate recognition for service or an act for which a military decoration has already been awarded. Awards given by a jurisdiction inferior to the Federal Government are not authorized for wear on the Army uniform, except as specified in paragraph *j*, below.

- (1) Presidential Medal of Freedom.
- (2) Presidential Citizen's Medal.
- (3) President's Award for Distinguished Federal Civilian Service Award.
- (4) Department of Defense Distinguished Civilian Service Award.
- (5) Secretary of Defense Medal for the Defense of Freedom.
- (6) Secretary of Defense Meritorious Civilian Service Award.
- (7) Office of the Secretary of Defense Exceptional Civilian Service Award.
- (8) Secretary Distinguished Service Award.
- (9) Surgeon General's Exemplary Service Medal.
- (10) National Aeronautics and Space Administration Space Flight Medal.
- (11) Public Health Service Commendation Medal.
- (12) Public Health Service Achievement Medal.
- (13) Department of State Distinguished Service Award.
- (14) Department of State Distinguished Honor Award.
- (15) Department of State Superior Honor Award.
- (16) Department of State Meritorious Honor Award.
- (17) Decoration for Exceptional Civilian Service.
- (18) Meritorious Civilian Service Award.
- (19) Superior Civilian Service Award.
- (20) Commander's Award for Civilian Service.
- (21) Achievement Medal for Civilian Service.

d. U.S. service (campaign) medals, and service and training ribbons. U.S. service (campaign) medals, and service and training ribbons authorized for wear on the uniform are listed below, in their order of precedence. Personnel may wear service medals and service and training ribbons awarded by other U.S. Services on the Army uniform, except for the Air Force Longevity Service Award ribbon and Air Force, Navy, and Coast Guard marksmanship medals and ribbons. Personnel will wear service and training medals and ribbons awarded by other U.S. Services after U.S. Army service and training ribbons, and before foreign awards.

- (1) Prisoner of War Medal.
- (2) Good Conduct Medal. Good Conduct Medals from the other Services follow the Army Good Conduct Medal in order of precedence. The Army Reserve Component Achievement Medal and equivalents awarded by other Service Reserve Components follow the Army Good Conduct Medal and Good Conduct Medals from the other U.S. Services, in order of precedence.
- (3) American Defense Service Medal.
- (4) Women's Army Corps Service Medal.
- (5) American Campaign Medal.
- (6) Asiatic-Pacific Campaign Medal.
- (7) European-African-Middle Eastern Campaign Medal.
- (8) World War II Victory Medal.
- (9) Army of Occupation Medal.
- (10) Medal for Humane Action.
- (11) National Defense Service Medal.
- (12) Korean Service Medal.

- (13) Antarctica Service Medal.
- (14) Armed Forces Expeditionary Medal.
- (15) Vietnam Service Medal.
- (16) Southwest Asia Service Medal.
- (17) Kosovo Campaign Medal.
- (18) Afghanistan Campaign Medal.
- (19) Iraq Campaign Medal.
- (20) Global War on Terrorism-Expeditionary Medal.
- (21) Global War on Terrorism-Service Medal.
- (22) Korean Defense Service Medal.
- (23) Armed Forces Service Medal.
- (24) Humanitarian Service Medal.
- (25) Military Outstanding Volunteer Service Medal.
- (26) Army Sea Duty Ribbon.
- (27) Armed Forces Reserve Medal.
- (28) NCO Professional Development Ribbon.
- (29) Army Service Ribbon.
- (30) Overseas Service Ribbon.
- (31) Army Reserve Components Overseas Training Ribbon.
- (32) Coast Guard Special Operations Service Ribbon.
- (33) Air Force Combat Readiness Medal.
- (34) Navy Sea Service Deployment Ribbon.

e. U.S. Merchant Marine awards. Listed below in their order of precedence is the U.S. Merchant Marine awards authorized for wear on the Army uniform.

- (1) Distinguished Service Medal.
- (2) Meritorious Service Medal.
- (3) Gallant Ship Citation.
- (4) Mariner's Medal.
- (5) Combat Medal.
- (6) Defense Medal.
- (7) Atlantic War Zone Medal.
- (8) Pacific War Zone Medal.
- (9) Mediterranean-Middle East War Zone Medal.
- (10) Victory Medal.
- (11) Korean Service Medal.
- (12) Vietnam Service Medal.
- (13) Expeditionary Medal.
- (14) Philippine Defense Ribbon.
- (15) Philippine Liberation Ribbon.

f. U.S. nonmilitary unit awards. The Public Health Service Unit Award and the National Intelligence Meritorious Unit Citation are authorized for wear on the Army uniform.

g. Foreign decorations. Personnel who are specifically authorized by law to accept decorations from foreign governments may wear them in the order of their receipt after all U.S. decorations, the Good Conduct Medal, campaign and service medals, and service and training ribbons. (See AR 600-8-22 for application procedures to request authorization to accept and wear foreign decorations.) Personnel may not wear any foreign decorations on the uniform unless at least one U.S. decoration or service medal is worn at the same time. Personnel will not wear foreign awards that do not conform to the standard U.S.-sized ribbon bar or medal.

h. Foreign unit awards. The following foreign unit awards, listed in their order of precedence, are authorized for wear on the Army uniform, when at least one U.S. decoration, service medal, or ribbon is worn at the same time.

- (1) Philippine Republic Presidential Unit Citation.
- (2) Republic of Korea Presidential Unit Citation.
- (3) Vietnam Presidential Unit Citation.
- (4) Republic of Vietnam Gallantry Cross Unit Citation.
- (5) Republic of Vietnam Civil Actions Unit Citation.
- (6) Fourrageres (no order of precedence).
 - (a) French fourragere.
 - (b) Belgian fourragere.

(c) Netherlands orange lanyard.

i. *Non-U.S. service awards.* The following non-U.S. service awards, listed in their order of precedence, are authorized for wear on the Army uniform when at least one U.S. decoration, service medal, or ribbon is worn at the same time. An individual may not wear any other foreign service medal, unless the wearer was awarded such medal while a bona fide member of the armed forces of a friendly foreign nation and has received HQDA approval to wear the medal or ribbon. (See AR 600–8–22 for application procedures to request authorization to accept and wear foreign service medals or ribbons.)

- (1) Philippine Defense Ribbon.
- (2) Philippine Liberation Ribbon.
- (3) Philippine Independence Ribbon.
- (4) United Nations Service Medal.
- (5) Inter-American Defense Board Medal.
- (6) United Nations Medal.
- (7) North Atlantic Treaty Organization Medal.
- (8) Multinational Force and Observers Medal.
- (9) Republic of Vietnam Campaign Medal.
- (10) Kuwait Liberation Medal (Saudi Arabia).
- (11) Kuwait Liberation Medal (Government of Kuwait).
- (12) Republic of Korea War Service Medal.

j. *State awards for Army National Guard Soldiers.* ARNG personnel are authorized to wear State awards under applicable State laws or regulations when assigned to the ARNG under the command and control of the Governor or Adjutant General, under the provisions of 32 USC. The term “State” includes the 50 States, U.S. territories (which include Guam and the U.S. Virgin Islands), Puerto Rico, and the District of Columbia. The following personnel statuses are included in this authorization: Active Guard Reserve; active duty for training, active duty for special work; full-time National Guard duty for special work or training; annual training; and inactive duty training (drill status), including periods when personnel may be attached to the AA or reserve of any Service, whether paid or unpaid. Personnel will wear such awards in the State order of precedence, after Federal and foreign awards. Soldiers on active Federal service, under the provisions of 10 USC, are authorized to accept, but not wear, State or territory awards.

22–6. Wear of service ribbons and lapel buttons

a. *Ribbons.*

(1) *Where worn.* Personnel may wear ribbons representing decorations, service medals, service ribbons, and training ribbons on the following uniforms:

- (a) *Male personnel.* On the coats of the service and dress blue uniforms and the service uniform shirts.
- (b) *Female personnel.* On the coats service and dress blue uniforms, service uniform shirts, and the maternity tunic.
- (2) *How worn.*

(a) *General.* Ribbons are worn in order of precedence from the wearer’s right to left, in one or more rows, with either no space between rows or 1/8-inch space between rows. No more than four ribbons are worn in any one row. Soldiers will not start a second row unless they are authorized to wear four or more ribbons. The determination of whether three or four ribbons are worn in each row is based upon the size of the coat and the position of the lapel. The first and second rows will contain the same number of ribbons (three or four) before starting a third row. The third and succeeding rows will contain the same number of ribbons as the first two rows, but may contain less. The top row is centered on the row beneath, or may be aligned to the wearer’s left, whichever presents the best appearance (see fig 22–1).


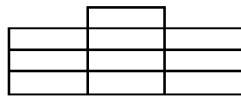


Figure 22-1. Wearing ribbons centered and aligned to the left

(b) Male personnel. On the coats of service and dress uniforms and service uniforms shirts, males wear the ribbons centered 1/8 inch above the left breast pocket. Ribbon mounts will remain centered above the pocket even if the top ribbon row is offset (see fig 22-2).

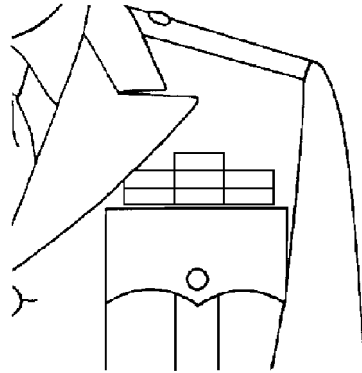


Figure 22-2. Wearing ribbons on green and blue uniforms, male

(c) Female personnel. On the coats of service and dress uniforms, service uniforms shirts, and the maternity tunic, females wear the ribbons centered on the left side, with the bottom row positioned parallel to the bottom edge of the nameplate. Females may adjust the placement of the ribbons to conform to individual body shape differences (see fig 22-3).




Figure 22-3. Wearing ribbons on green and blue uniforms, female (new version coats)

b. Lapel buttons. Lapel buttons are miniature enameled replicas of an award that are worn only on civilian clothing. Males wear the buttons on the left lapel of civilian clothing; females wear the buttons in a similar location on their civilian attire.

c. Gold Star Lapel Button. Soldiers authorized to wear the gold star lapel pin (see AR 670–1) will wear it as follows: Enlisted Soldiers will wear the gold star lapel button centered both vertically and horizontally on the wearer’s left lapel of the Army service and dress uniforms. Officers will wear the gold star lapel button centered on the wearer’s left lapel 1/4 inch below the branch insignia.

22–7. Full-sized U.S. and foreign decorations and service medals

a. Where worn. All personnel may wear full-sized decorations and service medals on the service/dress uniform.

b. How worn. Personnel wear all full-sized decorations, except the Medal of Honor (see para *c*, below) in the order of precedence from the wearer’s right to left, in one or more rows, with 1/8-inch space between rows. Second and subsequent rows will not contain more medals than the row below. Personnel will not wear service and training ribbons when full-sized decorations and service medals are worn. Personnel may wear U.S. and foreign unit award emblems as prescribed, when wearing full-sized medals. Full-sized medals are worn as follows:

(1) Males wear full-sized medals immediately above the left breast pocket, in as many rows as necessary. The number of medals worn in each row depends upon the size of the coat. Full-sized decorations or medals will not overlap within a row. When full-sized medals are worn, personnel may wear up to three combat and special skill badges or metal tab replicas (or a combination) from groups 1 through 5, but may only wear one combat or special skill badge from either group 1 or group 2 one above the other, above the medals, in order of group precedence. Males may not wear the driver and mechanic badges with full-sized medals, and they may not wear special skill and marksmanship badges on the pocket flap below the medals (see fig 22–4).

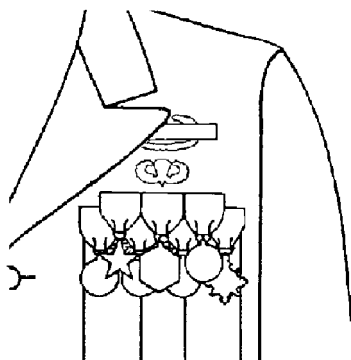


Figure 22–4. Wearing full-sized medals, blue uniforms, male

(2) Females wear full-sized medals centered on the left side of the coat. The bottom row of the medal pendants are positioned parallel to the bottom of the nameplate. Females may adjust the placement of the medals and nameplate to conform to individual body shape differences. The number of medals worn in each row depends upon the size of the coat. When full-sized medals are worn, personnel may wear up to three combat and special skill badges or metal tab replicas (or a combination) from groups 1 through 5, but may only wear one combat or special skill badge from either group 1 or group 2 one above the other, above the medals, in order of group precedence. Females may not wear the driver and mechanic badges with full-sized medals, and they may not wear special skill and marksmanship badges below the medals (see fig 22–5).




Figure 22-5. Wearing full-sized medals, blue uniforms, female (new version coats)

c. Medal of Honor. The Medal of Honor is worn with the neckband ribbon around the neck, outside the shirt collar and inside the coat collar, with the medal hanging over the necktie. Authorized foreign neck decorations are worn beneath the Medal of Honor (see fig 22-6).

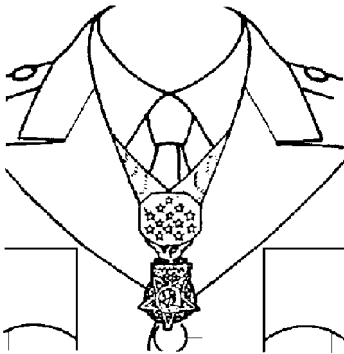


Figure 22-6. Wearing the Medal of Honor

22-8. Miniature decorations and service medals

The maximum length of holding bars for miniature medals is 2 3/4 inches. Miniature decorations and service medals are worn in the order of precedence from the wearer's right to left, with the medal of highest precedence worn on the top row, if more than one row is required. Miniature medals are worn side by side when four or less are worn in the same row, and they may be overlapped. If the medals are overlapped, the overlap will not exceed 50 percent and will be equal for all medals. When more than one row of miniature medals are worn, the second and subsequent rows are positioned so that the medal pendants on the row below are visible. The top row of miniature medals is centered over the row immediately below. Miniature medals are worn as follows:

a. Male personnel. Miniature medals are worn centered on the left lapel, approximately 1/2 inch below the notch of the mess and evening mess uniforms and will not extend beyond the edge of the lapel. Personnel may adjust the placement of the medals to accommodate wearing dress miniature badges (see fig 22-7).

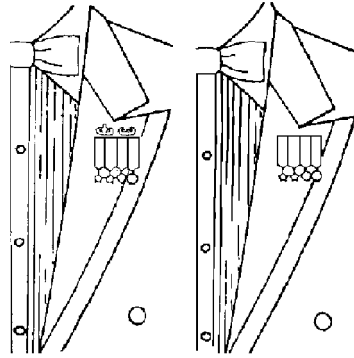


Figure 22-7. Wearing miniature medals on mess uniforms, male

b. Female personnel. Miniature medals are worn centered on the left lapel of the Army blue mess and the new versions of the white mess uniforms. On the old version of the white mess jackets, females wear the medals centered on the wearer's left side of the jacket (not on the lapels) and positioned parallel to a similar position to where the top edge of the wearer's blue uniform coat top button normally rests. The position is similar for the blue mess and evening mess uniforms (see fig 22-8). Females may adjust placement of the medals to conform to differences in individual body shape.




Figure 22-8. Wearing miniature medals on mess uniforms, female

22-9. Multiple neck ribbons, broad sashes, and stars

a. An individual may not wear more than two decorations with neck ribbons at one time. The decoration with the highest precedence is worn suspended above the other. The Medal of Honor takes precedence over all other decorations with neck ribbons (see figs 22-9 and 22-10).

b. Stars are worn above the waistline on the side, as described by the awarding country (see figs 22-11 and 22-12).

c. Stars are worn as follows:

- (1) Two stars. Along side or above the first star.
- (2) Three stars. In a triangle, with the point of the triangle up.
- (3) Four stars. Centered beneath the triangle of three stars.

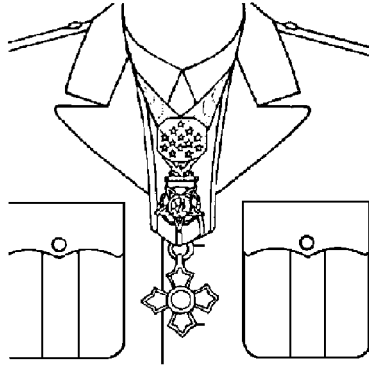


Figure 22-9. Wearing multiple neck ribbons, male

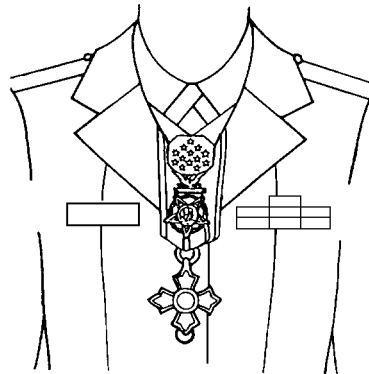


Figure 22-10. Wear of multiple neck ribbons, female




Figure 22-11. Wearing sash and stars, male

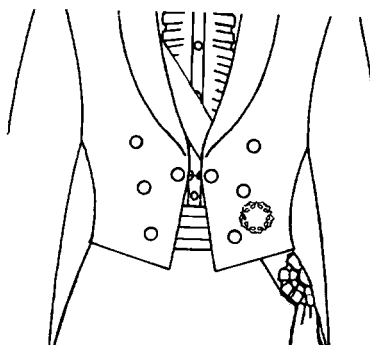


Figure 22–12. Wearing sash and stars, female

22–10. U.S. and foreign unit awards

Table 22–1
Authority for wear-U.S. unit award emblems

Emblem in order of precedence	Authority for wear		Subsequent award	
	Permanent ¹	Temporary ²	Oak leaf cluster	Star
Presidential Unit Citation (Army and Air Force) ³	X ⁴	X	X ⁵	
Presidential Unit Citation (Navy)	X			X
Joint Meritorious Unit Award	X		X	
Valorous Unit Award	X	X	X	
Meritorious Unit Commendation (Army)	X	X	X	
Navy Unit Commendation	X ⁴			X
Meritorious Unit Commendation (Navy)	X ⁴			X
Air Force Outstanding Unit Award ⁶	X ⁴		X	
Air Force Organization Excellence Award ⁶	X ⁴		X	
Army Superior Unit Award	X	X	X	
Navy “E” Ribbon	X			
Coast Guard Unit Commendation	X ⁷		X	
Coast Guard Meritorious Unit Commendation	X ⁷		X	

Notes:

¹ A Soldier may wear the unit award permanently if the individual was assigned to, and present for duty with the unit any time during the period cited; or who was attached by competent orders to, and present for duty with the unit during the entire period, or for at least 30 consecutive days of the period cited. When a Soldier is permanently awarded a unit award and is subsequently assigned to a unit that has received the same unit award, the Soldier will wear the permanent award in lieu of the temporary unit award.

² A Soldier may wear the unit award temporarily if the individual was not present with the unit during the period cited but was subsequently assigned to the unit. Soldiers may wear the unit award only while assigned to the cited unit. For elements of regiments organized under the New Manning System or Combat Arms Regimental System, only personnel of the earning unit wear the emblem temporarily.

³ Personnel may not wear the Air Force Presidential Unit Citation on a temporary basis.

⁴ The 30-day requirement for attached personnel does not apply to Navy and Air Force awards.

⁵ Army and Air Force awards are equal in precedence, and the emblems are identical. An individual authorized to wear both an Army and Air Force emblem would wear a single emblem with an oak leaf cluster.

⁶ When awarded for combat or direct combat support, a bronze “V” device is worn on the emblem.

⁷ Authorized for wear by an individual who was assigned to, or who was attached to and present for duty with the unit

a. The authority for wear of U.S. unit awards on a temporary or permanent basis is contained in table 22-1.

b. Where worn. Personnel may wear U.S. and foreign unit award emblems on the service uniforms.

c. How worn. All permanent and temporary unit award emblems, with or without frames, are worn in the order of precedence from the wearer's right to left. Award emblems are worn in rows containing no more than three emblems per row, with no space between emblems, and with up to 1/8 inch space between rows, depending upon the size of emblems with frames. The emblems are worn as follows:

(1) *Male personnel.* Emblems with or without frames are worn centered with the bottom edge of the emblem 1/8 inch above the right breast pocket flap (see fig 22-13).

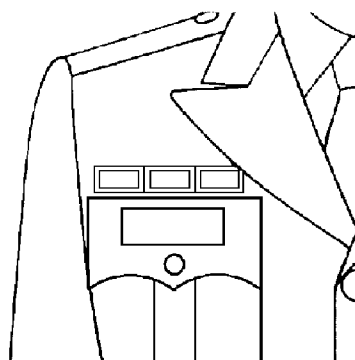


Figure 22-13. Wearing unit awards, male

(2) *Female personnel.* Emblems with or without frames are worn centered on the right side of the uniform, with the bottom edge 1/2 inch above the top edge of the nameplate (see fig 22-14).




Figure 22-14. Wearing unit awards, female

d. *Fourrageres and lanyards.*

(1) Fourrageres and lanyards are authorized for wear on the coats of Army green and blue uniforms, the maternity tunic, and the service uniform shirt.

(2) Permanent and temporary fourrageres and lanyards, when authorized for wear according to AR 600-8-22, are worn on the left shoulder, with the cord passing under the sleeve and attached to the shoulder loop on the coat of the green and enlisted blue uniforms. Officer personnel authorized to wear a fourragere or lanyard on the blue coat must attach a 20-ligne button to the left shoulder seam, 1/2 inch outside the collar edge, to attach these awards. Only one fourragere, lanyard, aiguillette, or cord is authorized for wear on each shoulder.

22-11. Appurtenances

The following appurtenances may be worn on decorations, medals, ribbons, and other awards, when authorized by the proper authority.

a. Oak Leaf Clusters.

(1) See AR 670-1 for wear policy.

(2) The silver oak leaf cluster is worn to the wearer's right of a bronze oak leaf cluster and to the left of the "V" device. Oak leaf clusters, 5/16 inch in length, are worn on service ribbons, the suspension ribbon of miniature medals, and unit awards. Oak leaf clusters, 13/32 inch in length, are worn on the suspension ribbon of full-size medals. Oak leaf clusters 5/16 inch in length, joined together in series of two, three, and four clusters, are authorized for optional purchase and wear on service ribbons and unit award emblems. Personnel wear oak leaf clusters centered on the service ribbon and suspension ribbon, with the stems of the leaves pointing to the wearer's right. If four oak leaf clusters are worn on the suspension ribbon on either full-size or miniature medals, the fourth one is placed above the middle one in the row of three. No more than four oak leaf clusters can be worn side-by-side on service ribbons.

b. "V" device. See AR 670-1 for wear policy.

c. Numerals. See AR 670-1 for wear policy.

d. Clasps. See AR 670-1 for wear policy. For description of clasps authorized for second and subsequent awards, see Table 22-2 below.

e. Service Stars. See AR 670-1 for policy.

f. Arrowhead. See AR 670-1 for policy.

g. Berlin Air Device. See AR 670-1 for policy.

h. Ten year device. See AR 670-1 for policy.

i. The "M" device. See AR 670-1 for policy.

Table 22-2
Clasps authorized for second and subsequent awards of the Good Conduct Medal

Award	Clasp
2d	Bronze, 2 loops
3d	Bronze, 3 loops
4th	Bronze, 4 loops
5th	Bronze, 5 loops
6th	Silver, 1 loop
7th	Silver, 2 loops
8th	Silver, 3 loops
9th	Silver, 4 loops
10th	Silver, 5 loops
11th	Gold, 1 loop
12th	Gold, 2 loops
13th	Gold, 3 loops
14th	Gold, 4 loops
15th	Gold, 5 loops

22-12. Badges authorized for wear on Army uniforms

See AR 670-1.

22-13. Badges not authorized for wear on Army uniforms

a. See AR 670-1 for policy.

b. State awards for ARNG Soldiers. ARNG personnel are authorized to wear State awards under applicable State laws or regulations when assigned to the ARNG under the command and control of the Governor or Adjutant General, under the provisions of Title 32, USC. The term "State" includes the 50 states, U.S. territories (which include Guam and the U.S. Virgin Islands), Puerto Rico, and the District of Columbia. The following personnel statuses are included in this authorization: Active Guard Reserve; active duty for training, active duty for special work; full-time National Guard duty for special work or training, annual training; and inactive duty training (drill status), including periods

when personnel may be attached to the active component or reserve of any service, whether paid or unpaid. Personnel will wear such awards in the State order of precedence, after Federal and foreign awards. Soldiers on active Federal service, under the provisions of Title 10, USC, are authorized to accept but not wear State or Territory awards.

22-14. Categories of badges authorized for wear on Army Uniforms

See AR 670-1 for policy.

22-15. Marksmanship badges and tab

a. Listed below in their order of precedence are the marksmanship badges authorized for wear on the Army uniform.

- (1) Distinguished international shooter badge (see fig 22-15).
- (2) Distinguished rifleman badge (see fig 22-16).
- (3) Distinguished pistol shot badge (see fig 22-17).
- (4) National trophy match badge.
- (5) Inter-Service competition badge.
- (6) U.S. Army excellence in competition rifleman badge (see fig 22-18).
- (7) U.S. Army excellence in competition pistol shot badge (see fig 22-19).
- (8) Marksmanship qualification badges (expert, sharpshooter, and marksman) (see fig 22-20).



Figure 22-15. U.S. distinguished international shooter badge




Figure 22-16. Distinguished rifleman badge



Figure 22–17. Distinguished pistol shot badge




Figure 22–18. U.S. Army excellence in competition rifleman badge

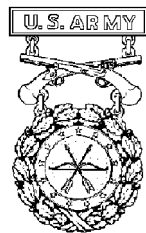


Figure 22–19. U.S. Army excellence in competition pistol shot badge

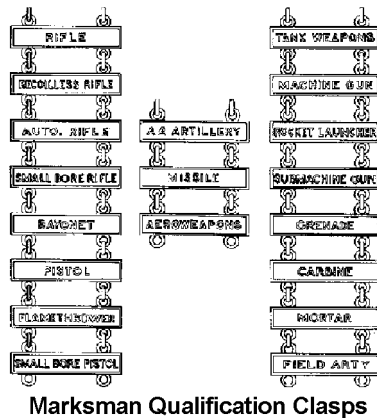
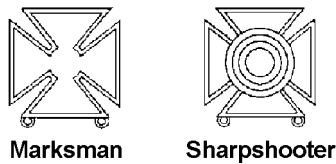


Figure 22–20. Marksmanship qualification badges

b. *How worn.* Marksmanship badges are worn in order of precedence from the wearer’s right, and to the left of any special skill badges that are worn. Normally, all Soldiers wear at least one marksmanship badge, unless they fail to qualify or are exempt from qualification by Army regulations. No more than three marksmanship badges (does not include marksmanship tab) are authorized for wear. No more than three marksmanship qualification clasps may be worn on each marksmanship qualification badge.

(1) *Male personnel.* On the service or dress uniform coats, marksmanship badges are worn on the upper portion of the left breast pocket flap, or on the lower portion of the pocket flap if special skill badges are worn. (See para 22–16 for a description and the wear policy for special skill badges.) Marksmanship badges are authorized for wear on the pocket flap of the service and dress uniforms, as prescribed below.

(2) *Female personnel.* On the service or dress uniform coats and on the maternity tunic, marksmanship badges are worn on the left side, 1/4 inch below the bottom ribbon row, or in a similar location if ribbons are not worn. Personnel may adjust the placement of badges to conform to individual body shape difference. Marksmanship badges are authorized for wear as prescribed below.

c. *Placement.* Following are descriptions of the placement of badges when more than one marksmanship badge is worn, or when special skill badges are worn with marksmanship badges.

(1) *One marksmanship badge.* Males wear the badge centered on the pocket flap, from left to right, with the upper portion of the badge approximately 1/8 inch below the top of the pocket (see fig 22–21). Females wear the badge on the left side, centered below the ribbons, with the upper portion of the badge 1/4 inch below the ribbon bar (see fig 22–22).

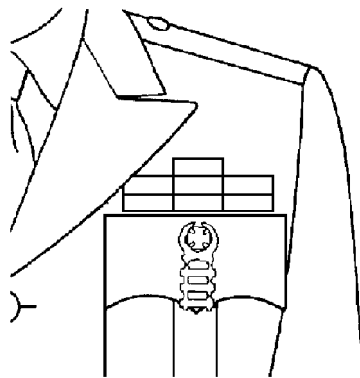


Figure 22–21. Wearing one marksmanship badge on upper portion of pocket flap, male

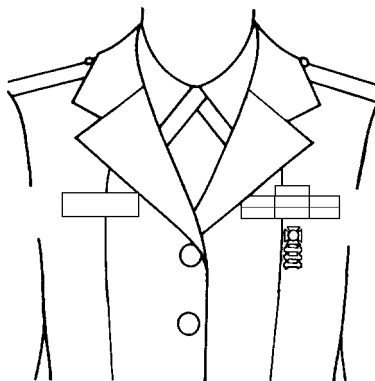


Figure 22–22. Wearing one marksmanship badge, female

(2) *Two special skill or two marksmanship badges, or one special skill and one marksmanship badge.* Males wear these badges equally spaced on the pocket flap, from left to right, with the upper portion of the badges approximately 1/8 inch below the top of the pocket, with at least 1 inch between badges (see figs 22–23 and 22–25). Females wear these badges with the upper portion 1/4 inch below the ribbon bar, with at least 1 inch between badges (see figs 22–24 and 22–26). Special skill badges are worn to the wearer's right of the marksmanship badges.

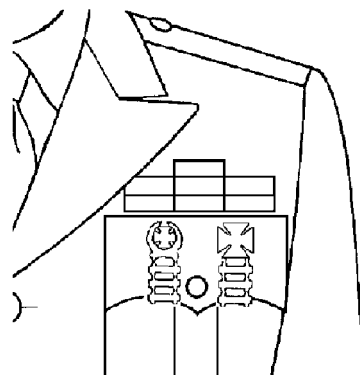


Figure 22–23. Wearing two marksmanship or two special skill badges on pocket flap, male

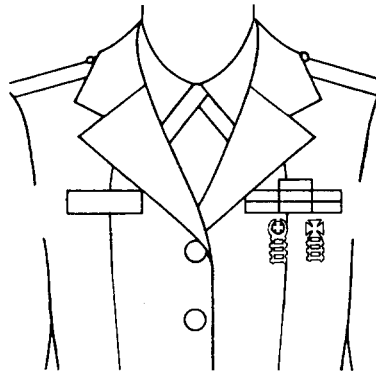


Figure 22–24. Wearing two marksmanship or two special skill badges below ribbons, female

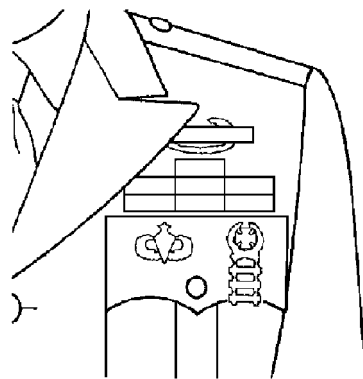


Figure 22–25. Wearing one marksmanship and one special skill badge on pocket flap, male




Figure 22–26. Wearing one marksmanship and one special skill badge below ribbons, female

(3) *One special skill and two marksmanship badges.* Males wear these badges equally spaced on the pocket flap, from left to right, with the upper portion of the badges approximately 1/8 inch below the top of the pocket. Males will wear marksmanship badges that have attaching devices at the top of the badge, such as the excellence in competition rifleman badge, in this manner. When no badges are worn that have devices attached at the top, males have the option of wearing the special skill badge centered on the pocket flap, from left to right, with the upper portion of the badge approximately 1/8 inch below the top of the pocket (see fig 22–27). Each marksmanship badge is centered between the button and the left or right side of the pocket. The bottom of the badges (not the clasp holder or clasps) is adjacent to the bottom of the pocket flap (see fig 22–28). Females wear these badges with the upper portion of the badges 1/4 inch below the ribbon bar and spaced an equal distance apart (see fig 22–30).

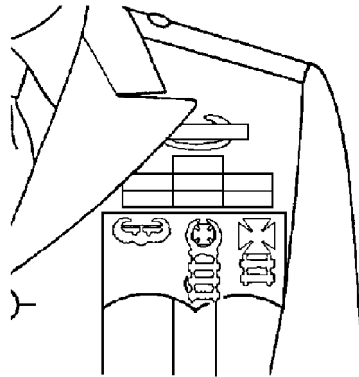


Figure 22–27. Wearing one special skill and two marksmanship badges on pocket flap, male




Figure 22–28. Wearing one special skill and two marksmanship badges on pocket flap, male

(4) *Two special skill and one marksmanship badge, or one special skill and two marksmanship badges, or three marksmanship badges.* Males wear these badges equally spaced on the pocket flap, approximately 1/8 inch below the top of the pocket (see fig 22–29). Females wear these badges with the upper portion of the badges 1/4 inch below the ribbon bar and spaced an equal distance apart (see fig 22–30).

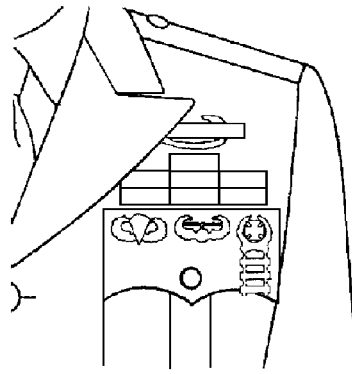


Figure 22–29. Wearing two special skill and one marksmanship badge on pocket flap, male

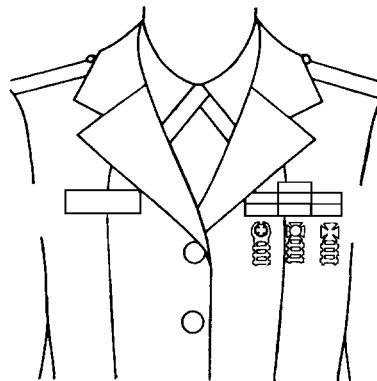


Figure 22–30. Wearing two special skill and one marksmanship; or one special skill and two marksmanship badges, female

d. President's Hundred tab (rifle or pistol).

(1) The President's Hundred tab is a marksmanship tab. It is a full-color tab of yellow cloth, 4 1/4 inches long and 5/8 inch high, with the words "President's Hundred" centered in 1/4-inch-high green letters (see fig 22–31). The President's Hundred full-sized metal replica is 2 inches in width with the same coloring as the full-color tab. The subdued version of the tab has black letters with a foliage green background.

(2) *How worn.* The full-color President's Hundred cloth tab is worn 1/2 inch below the shoulder seam on the left sleeve of the Army green coat. The subdued full-size tab is centered both vertically and horizontally on the hook-and-loop-faced pocket flap already provided on the left sleeve of the utility uniforms, field jacket, and ECWCS (see fig 22–32). If special skill tabs are worn (on the Army green coat, utility uniforms, field jackets, or combat uniforms), the President's Hundred tab is worn 1/8 inch below the lowest tab. The President's Hundred full-sized metal replica is worn on the pocket flap of the service uniform, 1/8 inch below the top of the pocket. The President's Hundred tab has a higher precedence than the marksmanship badges listed in paragraph 22–15a but has a lower precedence than any combat or special skills badges or tabs listed in paragraph 22–16.

(3) The President's Hundred bronze metallic brassard is not authorized for wear on the Army uniform.



Figure 22–31. President's Hundred tab

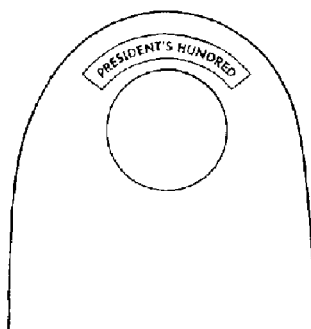


Figure 22–32. Wearing the President's Hundred tab on the green service uniform

22–16. Combat and special skill badges and tabs

a. Listed below in order of group precedence are combat and special skill badges authorized for wear on the Army uniform.

(1) *Group 1.* Combat Infantryman badges (three awards) (see fig 22–33); Expert Infantryman badge (see fig 22–34); Combat Action badge (see fig 22–35).

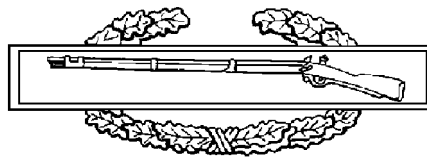
(2) *Group 2.* Combat Medical badges (three awards) (see fig 22–36); Expert Field Medical badge (see fig 22–37).

(3) *Group 3.* Army Astronaut device (worn attached to any aviation badge) (see fig 22–38); Army Aviator badges (three degrees) (see fig 22–39); Flight Surgeon badges (three degrees) (see fig 22–40); Aviation badges (three degrees) (see fig 22–41); Explosive Ordnance Disposal badges (three degrees) (see fig 22–42).


(4) *Group 4.* Glider badge (see fig 22–43); Parachutist badges (three degrees) (see fig 22–44); Parachutist badges with combat jump device (four degrees are shown at fig 22–45); Pathfinder badge (see fig 22–46); Military Freefall Parachutist badges (two degrees) (see fig 22–47); Military Freefall Parachutist badges with combat jump device; Air Assault badge (see fig 22–48); Sapper, Ranger, and Special Forces tab metal replicas (see figs 22–49 through 22–51).

(5) *Group 5.* Diver badges (five badges) (see fig 22–52); Driver and Mechanic badge (see fig 22–53); Parachute Rigger badge (see fig 22–54).


(6) *Physical fitness badge.* The physical fitness badge is authorized for wear on the physical fitness uniform and the improved physical fitness uniform, only (see fig 22–55).



First Award



Second Award



Third Award

Figure 22-33. Combat infantryman badges

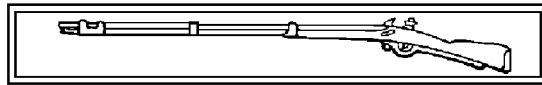


Figure 22-34. Expert infantryman badge

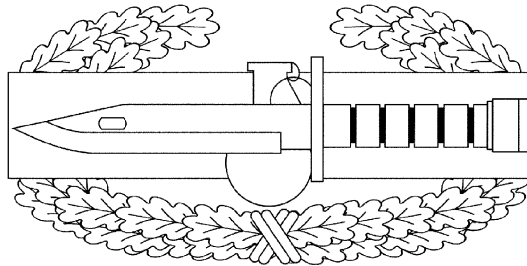


Figure 22-35. Combat action badge



First Award



Second Award



Third Award

Figure 22–36. Combat medical badges



Figure 22–37. Expert field medical badge



Device



Device Worn on any Aviator Badge

Figure 22–38. Army astronaut device



Figure 22–39. Army aviator badges



Figure 22–40. Flight surgeon badges



Basic Aviation

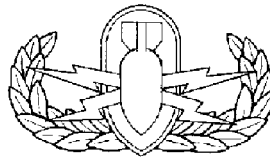


Senior Aviation

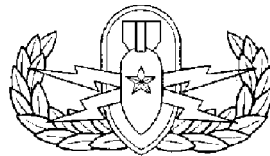


Master Aviation

Figure 22-41. Aviation badges



Explosive Ordnance Disposal



Senior Explosive Ordnance Disposal



Master Explosive Ordnance Disposal

Figure 22-42. Explosive ordnance disposal badges



Figure 22-43. Glider badge



Parachutist



Senior Parachutist

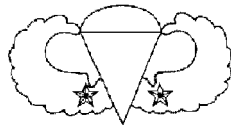


Master Parachutist

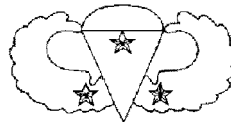
Figure 22-44. Parachutist badges



One jump



Two jumps



Three jumps



Four jumps

Figure 22-45. Parachutist badges with combat jump device



Figure 22-46. Pathfinder badge

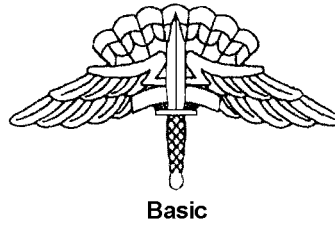


Figure 22-47. Military freefall parachutist badge

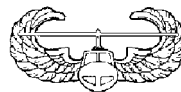


Figure 22-48. Air assault badge



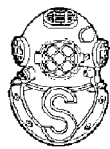
Figure 22-49. Ranger tab



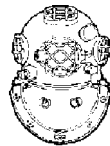
Figure 22-50. Special Forces tab



Figure 22-51. Sapper tab




Salvage diver



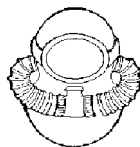
Second class diver



First class diver



Master diver



Special Operations
diver

Figure 22-52. Diver badges

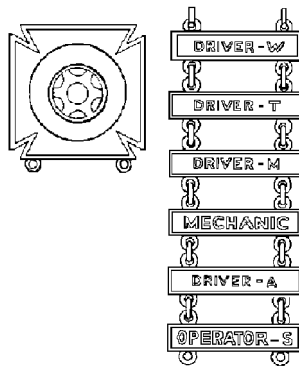


Figure 22-53. Driver and mechanic badges and clasps



Figure 22-54. Parachute rigger badge



Figure 22-55. Physical fitness badge

b. Wear of nonsubdued combat and special skill badges and special skill tab metal replicas on service and dress uniforms (when worn with ribbons).

(1) A total of six combat and special skill badges are authorized for wear at one time on service and dress uniforms (see figs 22-56 and 22-57); this total does not include special skill tabs or special skill tab metal replicas. See paragraphs 22-7b and 22-16c for guidance when wearing full-sized and miniature medals.

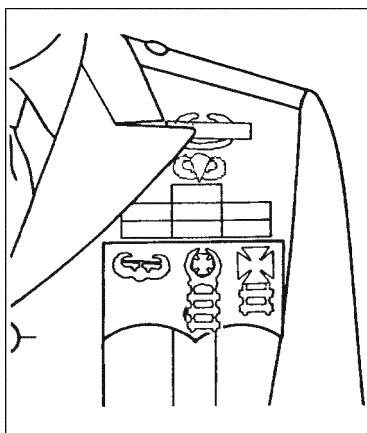


Figure 22-56. Wearing five badges, male



Figure 22-57. Wearing five badges, female

(2) Combat and special skill badges are worn on the coats of the Army green and blue uniforms, service uniform shirts, and on the Army maternity tunic (females only). Personnel wear the badges 1/4 inch above the ribbons or the top of the pocket, one above the other, in order of group precedence from top to bottom, with 1/2 inch between badges, or they are worn on the pocket flap, as described in paragraph 22-15a(3), or in a similar location for uniforms without pockets. In those instances where the service or dress coat lapel obscures the ribbons or medals, personnel may wear the badges (or airborne background trimming, if worn beneath the badge) aligned with the left edge of the ribbons or medals (see figs 22-58 and 22-59).

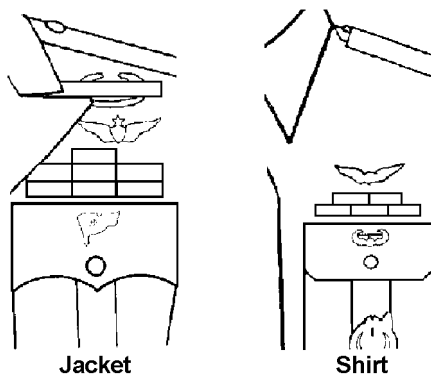


Figure 22-58. Wearing combat and special skill badges above and below ribbons on coats and service uniform shirts, male

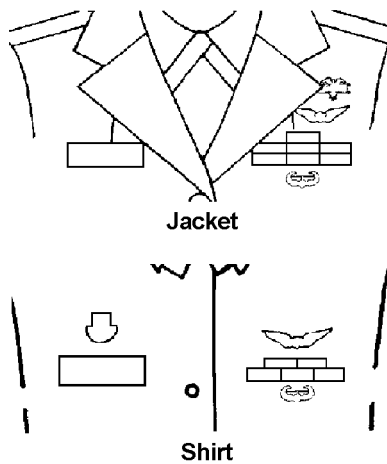


Figure 22–59. Wearing combat and special skill badges above and below ribbons on coats and service uniform shirts, female (new version coats)

(3) Personnel may wear up to three badges above the ribbons or pocket flap, or in a similar location for uniforms without pockets. Personnel may only wear one combat or special skill badges from either group 1 or group 2 above the ribbons. Soldiers may wear up to three badges from groups 3 and 4 above the ribbons. One badge from either group 1 or group 2 may be worn with badges from groups 3 and 4 above the ribbons so long as the total number of badges above the ribbons does not exceed three.

(4) Only three badges (from groups 3, 4, or 5), to include marksmanship badges, can be worn on the pocket flap at one time. This total does not include special skill tab metal replicas. Personnel will wear the driver and mechanic badges only on the wearer’s left pocket flap of service and dress uniforms, or in a similar location on uniforms without pockets. Personnel may not attach more than three clasps to the driver and mechanic badges. The driver and mechanic badges are not authorized for wear on utility uniforms. See paragraph 22–15a(3) for wear of badges on the pocket flap, or a similar location without pockets.

(5) The order of precedence for combat and special skill badges are established only by group. There is no precedence for combat or special skill badges within the same group. For example, personnel who are authorized to wear the Parachutist and Air Assault badges may determine the order of wear between those two badges.

(6) Wear of commercial, mirror-like finish combat and special skill badges is authorized on service and dress uniforms. However, Soldiers may not mix these badges with combat and special skill badges that do not have the mirror-like finish.

(7) Special skill tab metal replicas may be worn with other special skill badges or marksmanship badges or tab on the pocket flap. Males will wear the special skill tab metal replicas and Presidents Hundred tab 1/8 inch below the top of the pocket equally spaced with other badges and tabs and between the left and right side of the pocket flap. Females wear special skill tab metal replicas with the upper portion of the tab 1/4 inch below the ribbon bar equally spaced under the ribbon bar. Soldiers may wear special skill badges or marksmanship badges 1/4 inch below lowest portion of the metal tab replica(s) only if the Soldier has more than three combined special skill tab metal replicas, special skill badges, and/or marksmanship badges or tab on the pocket flap, or in a similar location without pockets. Any special skill badges worn under metal tab replicas on the pocket flap will be worn in order of precedence by group from the wearer’s right to left. Special skill tab metal replicas may not be worn above the ribbons. See paragraph 22–16e for further wear guidance of special skill tabs. See figure 22–62 for wear of special skill tab metal replicas with other badges on the pocket flap.




Figure 22-60. Wearing special skill badges above ribbons, male




Figure 22-61. Wearing special skill badges above ribbons, female

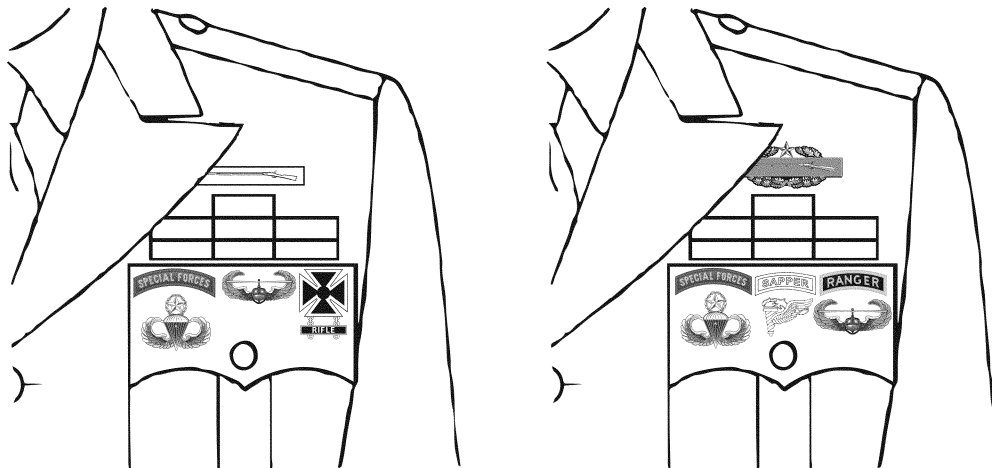


Figure 22-62. Wearing special skill tab metal replicas with other badges

c. Wear of nonsubdued dress miniature badges and miniature metal tab replicas.

(1) The dress miniature combat and special skill badges and miniature metal tab replicas are worn on the blue dress uniforms only when miniature medals are worn. Dress miniature badges, miniature medals, and miniature metal tab replicas are worn on the blue uniforms only when these uniforms are worn as formal dress uniforms (with a bow tie). When miniature medals are worn on these uniforms, personnel may wear up to three dress miniature combat and special skill badges or miniature metal tab replicas (or a combination) from groups 1 through 5, but may only wear one miniature combat or special skill badge from either group 1 or group 2 one above the other, above the miniature medals in order of group precedence. When miniature medals are worn, personnel will not wear dress miniature combat and special skill and marksmanship badges on the pocket flap, or below the medals on uniforms without pockets.

(2) Dress miniature combat and special skill badges and miniature metal tab replicas are worn on all mess and evening mess uniforms. Personnel may wear up to five combat and special skill badges or miniature metal tab replicas (or a combination). However, personnel may only wear one combat or special skill badge from either group 1 or group 2. When two badges/tabs are worn, they are placed side by side immediately above the miniature medals. When three badges/tabs are worn, two are placed side by side immediately above the medals and the third is centered 1/4 inch above the other two badges/tabs. When four badges/tabs are worn, the third and fourth badges/tabs are centered side by side 1/4 inch above the other two badges/tabs. When five badges/tabs are worn, the fifth will be worn centered 1/4 inch above the third and fourth badges/tabs. Badges/tabs are worn in order of group precedence from top to bottom and the wearer's right to left; on the male mess uniform, badges will not extend beyond the lapel. (See para 22-8 describes wear of miniature medals on the mess uniforms (see figs 22-4 and 22-5).)

(3) Personnel may wear dress miniature combat and special skill badges and miniature metal tab replicas on the service uniform shirt in the same manner as full-size combat and special skill badges. However, they may not mix dress miniature combat and special skill badges with full-sized and miniature combat and special skill badges on the shirt.

d. Wear of subdued full-sized combat and special skill badges on combat uniforms (see fig 22-63).

(1) Badges are worn one above the other, centered above the U.S. Army tape, in order of group precedence, from top to bottom and from the wearer's right to left. Badges may all be either sew-on or pin-on. Soldiers may only wear badges in a deployed environment if sewn on.

(2) Personnel may wear up to five badges above the U.S. Army tape so long as space allows for the badges on the individual's uniform. Personnel may only wear one combat or special skill badge from either group 1 or group 2. Soldiers may wear up to five badges from groups 3 and 4. One badge from either group 1 or group 2 may be worn with badges from groups 3 and 4 so long as the total number of badges on the combat uniform does not exceed five. One or more badges are worn as follows:

(a) When one badge is worn, it is centered 1/8 inch above the U.S. Army tape.

(b) When two badges are worn, they are centered 1/8 inch above the U.S. Army tape and worn vertically with 1/4 inch between badges.

(c) When three badges are worn, they are centered 1/8 inch above the U.S. Army tape and worn vertically with 1/4 inch between badges.

(d) When four badges are worn, they are centered 1/8 inch above the U.S. Army tape, and worn vertically and side-by-side in stacks of two with 1/4 inch between badges vertically and 1/2 inch between badges horizontally.

(e) When five badges are worn, they are worn the same as four badges with the additional badge centered 1/4 inch above the top two badges.



Figure 22-63. Wearing subdued combat and special skill badges

e. Special skill tabs.

(1) *Ranger tab.*

(a) *Full size, embroidered, full-color and subdued.* The full-color tab is 2 3/8 inches long, 11/16 inch wide, with a 1/8 inch yellow border and the word "RANGER" inscribed in yellow letters 5/16 inch high. The subdued tab is identical, except the background is foliage green and the word "RANGER" is in black letters (see fig 22-63).

(b) *Metal replicas, full dress and miniature.* The Ranger tab metal replica is available in two sizes, full and dress miniature. The full-size version is approximately 1 5/32 inches wide. The dress miniature version is 13/16 inch wide.

(c) *By whom worn.* All personnel who are authorized, in accordance with the criteria provided in AR 600-8-22.

(2) *Special Forces tab.*

(a) *Full size, embroidered, full-color and subdued.* The full-color Special Forces tab is a teal blue arc, 3 1/4 inches wide and 11/16 inch high, with the designation "SPECIAL FORCES" in yellow letters, 5/16 inch high. The subdued tab is identical in shape to the full-color tab, but the background is foliage green and the words "SPECIAL FORCES" are in black letters (see fig 22-63).

(b) *Metal replicas, full dress and miniature.* The Special Forces tab metal replica is available in two sizes, full and dress miniature. The full-size version is approximately 19/16 inches wide. The dress miniature version is 1 inch wide.

(c) *By whom worn.* All personnel who are authorized, in accordance with the criteria provided in AR 600-8-22.

(3) *Sapper tab.*

(a) *Full size, embroidered, full-color and subdued.* The full-color Sapper tab is a red arc 2 3/8 inches long, 11/16 inch wide, with a 1/8-inch red border and the word "SAPPER" inscribed in white letters 5/16 inch high. The subdued tab is identical in shape to the full-color tab, except the background is foliage green and the word "SAPPER" is in black letters for the ACU, and khaki with the word "SAPPER" in spice brown letters for the Desert ACU.

(b) *Metal replicas, full dress and miniature.* The Sapper tab metal replica is available in two sizes, full and dress miniature. The full-size version is approximately 1 5/32 inches wide. The dress miniature version is 13/16 inches wide.

(c) *By whom worn.* All personnel who are authorized, in accordance with the criteria provided in AR 600-8-22.

(4) For purposes of classification and wear policy, the Sapper, Ranger, and Special Forces tab metal replicas are classified as group 4 special skill badges.

(5) As an option, Soldiers may wear the full-size and dress miniature Sapper, Ranger, and Special Forces tab metal replicas on the service uniform shirt. If Soldiers wear the dress miniature versions of the tabs, they cannot mix them with other sizes of combat and special skill badges on the shirts.

f. Wear of special skill tabs.

(1) *Full size, subdued, embroidered.* A maximum of three tabs may be worn on the combat uniform or similar utility uniform. Special skill tabs will be centered both vertically and horizontally on the hook-and-loop-faced pocket flap already provided on the left sleeve of the uniform with 1/8 inch between tabs in the following order of precedence: Ranger, Special Forces, Sapper (see fig 22–64). The President’s Hundred tab is a marksmanship tab and is worn below other special skill tabs. The maximum of three tabs authorized on the combat uniform does not include tabs which are a part of the organization shoulder sleeve insignia (such as airborne or mountain tabs).

(2) *Full size, full-color, embroidered.* On the Army green service uniform, the Special Forces tab is centered on the left shoulder sleeve, 1/2 inch from the shoulder seam, the Ranger tab is centered 1/8 inch below the Special Forces tab, and the Sapper tab is centered 1/8 inch below the Ranger tab. The current unit shoulder sleeve insignia is centered 1/4 inch below the Sapper tab.

(3) *Metal tab replicas, full-sized.* On the blue service and dress uniforms and on the service uniform shirt, personnel wear the full-sized metal tab replicas on the pocket flap, 1/8 inch below the top of the pocket, with equal space between tabs. See paragraph 22–16*b* for further guidance on wear of metal tab replicas.

(4) *Metal tab replicas, miniature.* Miniature metal tab replicas are worn on mess and evening mess uniforms (see fig 22–65). They may also be worn on dress uniforms only when miniature medals are worn. See paragraph 22–16*c* for further guidance on wear of miniature metal tab replicas.



Figure 22-64. Wearing multiple special skill tabs on combat uniforms

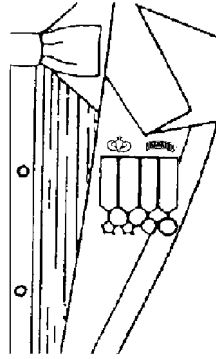


Figure 22-65. Wearing metal tab replicas on Army mess uniforms, male

g. The physical fitness badge is authorized only as a cloth badge and is worn on the IPFU only. The badge is worn centered on the left front side above the breast on the IPFU T-shirt. On the IPFU running jacket, the insignia is sewn centered 1/2 inch above the word "Army."

22-17. Identification badges

a. *Order of precedence.* The following is the order of precedence of U.S. military ID badges authorized for wear on the Army uniform:

- (1) Presidential service ID badge (see fig 22-66).
- (2) Vice-Presidential service ID badge (see fig 22-67).
- (3) Secretary of Defense ID badge (see fig 22-68).
- (4) Joint Chiefs of Staff ID badge (see fig 22-69).
- (5) Combat service ID badge (see fig 22-70).
- (6) The Army staff ID badge (see fig 22-71).
- (7) Guard, Tomb of the Unknown Soldier ID badge (see fig 22-72).
- (8) Drill sergeant ID badge (see fig 22-73).
- (9) U.S. Army recruiter ID badge (AA/USAR) (see fig 22-74).
- (10) Army career counselor ID badge (see fig 22-75).
- (11) Recruiting and retention ID badge, basic, senior, and expert (ARNG) (see fig 22-76).
- (12) Retired service ID badge (for retirees only) (see fig 22-77).




Figure 22-66. Presidential service ID badge



Figure 22–67. Vice-Presidential service ID badge

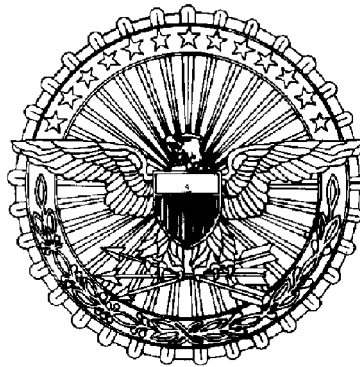


Figure 22–68. Secretary of Defense ID badge




Figure 22–69. Joint Chiefs of Staff ID badge



Figure 22-70. Combat service ID badge




Figure 22-71. Army staff ID badge



Figure 22-72. Guard, Tomb of the Unknown Soldier ID badge



Figure 22-73. Drill sergeant ID badge



Figure 22-74. U.S. Army recruiter ID badge, AA and USAR



Figure 22-75. Army career counselor ID badge



Basic



Senior



Expert

Figure 22-76. Recruiting and retention ID badge, basic, senior, and expert (ARNG)



Figure 22-77. Retired service ID badge

b. Temporary badges. The following badges are authorized for temporary wear. Personnel will not wear these badges for official photographs or for promotion/selection boards. Upon termination of assignment to the command or federal agency that directs the wear of these badges, Soldiers will discontinue wearing these badges on the uniform.

(1) Unified Combatant Command ID badge. The order of precedence for this badge is after the Joint Chiefs of Staff identification badge.

(2) National Defense University ID badge. The order of precedence for this badge is after the Unified Combatant Command identification badge.

(3) The military police ID badge (see fig 22–78). The order of precedence for this badge is after the National Defense University ID badge.

(4) Identification badges of the Office of the Secretary of a Federal Government Agency. These badges do not have an order of precedence in relation to other identification badges in this chapter.




Figure 22–78. Military police ID badge

c. Wearing identification badges. Personnel may wear no more than two ID badges on one pocket or side of the coat of the uniforms prescribed below. When two ID badges are worn on the same side or pocket, the precedence of the badges is from the wearer’s right (highest) to left (lowest), as listed in paragraph a, above. When more than two badges are awarded that are worn on the same side, the individual may determine which two badges are worn on the uniform (see fig 22–79). ID badges are worn as follows:

(1) Male personnel.

(a) On service and dress uniforms and the service uniform shirt, ID badges are worn centered on the pocket of the coat or shirt. The badge is centered between the bottom of the pocket flap and the bottom of the pocket, and centered from left to right. When two badges are worn on the same side, they are spaced equally from left to right on the pocket (see fig 22–79). Personnel may wear miniature ID badges on the Class B version (service uniform) shirts, but may not mix full size ID badges with miniature badges unless badges are not available (manufactured) in miniature size.

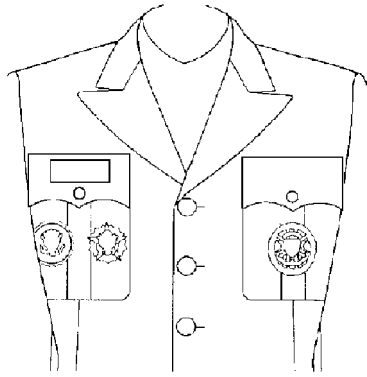


Figure 22–79. Wearing ID badges on Army green and Army blue uniforms, male

(b) On the mess and evening mess uniforms, ID badges are worn centered between the upper two buttons of the jacket, with 1 inch between badges when two are worn on the same side (see fig 22–80). Personnel are authorized to wear full-sized ID badges with miniature ID badges on the mess and evening mess uniforms when the badges are not available (manufactured) in miniature size.

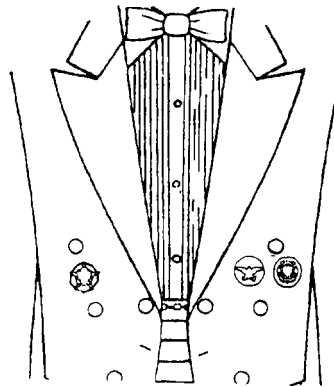


Figure 22–80. Wearing ID badges on the blue mess uniforms, male

(2) Female personnel.

(a) On service and dress uniforms, the ID badge is worn parallel to the waistline on the green and blue coats, with 1 inch between badges when two are worn on the same side (see fig 22–81). Badges are worn in a comparable position on the maternity tunic and the service uniform shirts. If no other awards, decorations, or insignia (other than the nameplate and rank) are worn on the Class B version (service uniform) shirts, females may place the ID badge parallel to the nameplate, or approximately 1 inch above the nameplate, depending upon which side the badge is worn (see fig 22–82). Females may adjust placement of badges to conform to individual body-shape differences. Personnel may wear miniature badges on the Class B version (service uniform) shirts.




Figure 22–81. Wearing ID badges on Army green and blue coats, female

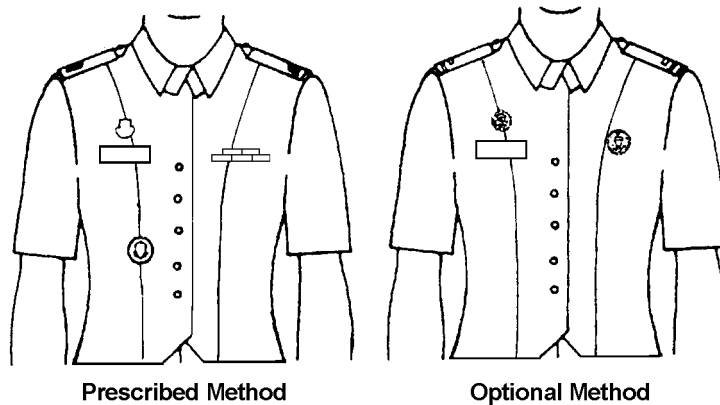


Figure 22–82. Wearing ID badges on service uniform shirt, female

(b) Subdued badges are worn on the utility uniforms, the field jacket, and the combat uniform, when authorized, with the badge centered on the appropriate breast pocket between the bottom of the pocket flap and the bottom of the pocket, or in a similar location on uniforms without pockets. Badges will be parallel to the ground and worn centered on the pocket (not including the pocket flap). When two badges are worn on the same side, they are spaced equally from left to right on the pocket (not including the pocket flap).

(c) On the mess and evening mess uniforms, ID badges are worn centered between the lower two buttons of the jacket, with 1 inch between badges when two are worn on the same side (see fig 22–83). Personnel are authorized to wear full-sized ID badges with miniature ID badges on the mess and evening mess uniforms when the badges are not available (manufactured) in miniature size.




Figure 22–83. Wearing ID badges on blue mess uniforms, female

d. Position and wear of identification badges. Badges are worn as prescribed below and in paragraph *c*. Badges are worn first on the prescribed side, then using the following order of precedence:

(1) The Presidential service ID badge is worn on the wearer's right side. This badge is not authorized on the combat uniform.

(2) Vice-Presidential service ID badge is worn on the wearer's right side. This badge is not authorized on the combat uniform.

(3) The Secretary of Defense ID badge is worn on the wearer's left side. This badge is not authorized on the combat uniform.

(4) The Joint Chiefs of Staff ID badge is worn on the wearer's left side. This badge is not authorized on the combat uniform.

(5) The combat service ID badge is worn on the wearer's right side. The combat service ID badge is a pin-on badge authorized to be worn on the blue service/dress uniforms and Army blue mess and Army white mess uniforms.

(6) The Army staff ID badge is worn on the wearer's right side (see para (17) for wear on the left side). The Army staff ID badge is not authorized for wear on utility uniforms.

(7) The Guard, Tomb of the Unknown Soldier ID badge is worn on the wearer's right side (see para (17) for wear on the left side). This badge is authorized as a subdued and nonsubdued metal badge.

(8) The drill sergeant ID badge is worn on the wearer's right side (see para (17) for wear on the left side). This badge is authorized as a nonsubdued metal badge and as a subdued pin-on and sew-on badge. The subdued badge is worn on utility uniforms with the badge centered on the right breast pocket. Officers who were awarded the drill sergeant badge as a permanent award while in an enlisted status are authorized to wear the badge.

(9) The U.S. Army recruiter ID badge, AA/USAR, is worn on the wearer's left side.

(a) This badge is authorized for wear by military personnel assigned or attached to the U.S. Army Recruiting Command as designated by the Commanding General, U.S. Army Recruiting Command. (See AR 600–8–22 for eligibility criteria.) Personnel may wear only one recruiter badge at a time.

(b) This badge is authorized as a nonsubdued metal badge, and as a subdued pin-on or sew-on badge. The subdued badge is worn on utility uniforms and field jackets, with the badge centered on the left breast pocket (not including the pocket flap).

(c) Officers who were awarded the U.S. Army recruiter badge as a permanent award while in an enlisted status are authorized to wear the badge.

(10) The career counselor ID badge is worn on the right side (see para (17) for wear on the left side). Only enlisted personnel in CMF 79 are authorized wear of this badge. (See AR 600–8–22 for eligibility criteria.)

(a) The badge is authorized as a nonsubdued metal badge in a small and large version, and as a subdued pin-on or sew-on badge. The subdued badge is worn on the utility uniforms and field jackets with the badge centered on the right breast pocket (not including the pocket flap).

(b) When both the career counselor ID and drill sergeant badges are worn, the drill sergeant badge is worn to the wearer's right of the career counselor badge.

(c) Personnel wear the nonsubdued career counselor badge on the black pullover sweater instead of the DUI or RDI.

(11) The recruiting and retention ID badges, ARNG, are worn on the wearer's left side. Personnel wear the subdued pin-on or sew-on badges on utility uniforms and field jackets, with the badge centered on the left breast pocket (not

including the pocket flap). Only one recruiter badge is authorized for wear at a time. Soldiers currently on recruiting duty will wear the recruiter badge of their component.

(12) The retired service ID badge is worn on the wearer's left side. Personnel may wear the badge only in service and dress uniforms after officially retired from the U.S. Army.

(13) The unified combatant commander ID badge is worn on the left side. The design of the badge is unique to the respective command. The badge is authorized for wear by personnel assigned to the combatant commander's staff, and by personnel assigned to subordinate unified commands and direct reporting units to the unified command, at the direction of the unified combatant commander. The badge is worn on the Class A and Class B uniforms, and on the Army dress, mess, and evening mess uniforms.

(14) The National Defense University (NDU) ID badge is worn on the right side (see para (17) for wear on the left side). Personnel assigned to the faculty or staff of NDU; the National War College, Industrial College of the Armed Forces; or the Armed Forces Staff College are authorized to wear the badge during their assignment.

(15) The MP badge is worn on the left side. The MP badge is authorized for wear on the Class A or B uniform, to include outer garments authorized for wear with the Class A or B uniform such as the black all-weather coat or windbreaker. The MP badge is the symbol of law enforcement authority vested in MP and is worn by Military Police Soldiers during official military law enforcement or corrections duties while in garrison and participating as part of a shift or event detail. The badge will be removed immediately upon completion of the shift or event detail. When worn on outer garments, the badge will be worn in a similar location as worn on the Class A and B uniforms. See paragraph 25-29b(10) for wear of the MP brassard.

(a) The MP badge is worn on the Army green uniform coat or ASU coat when MPs wear the coat as an outer garment. Males wear the badge centered below the pocket flap on the left breast pocket (see fig 22-84). Females wear the badge centered or aligned to the left above the service ribbons (see fig 22-85). The badge is attached to the outer garment by using a pin clasp or a leather fob.

(b) Brassards are worn when MP wear utility uniforms, the service uniform shirts, the black pullover sweater, black windbreaker, or black overcoat as outer garments. (See para 22-29b(9) for brassard wear policy.)

(16) Other Department of Defense/Joint Agency ID badges. DOD/Joint Agency ID badges are worn by personnel during their assignment to specific DOD and Joint Agencies. Badges may be worn on either pocket/side of the uniform, as long as they do not interfere with the positioning of other badges listed in this chapter. Manner of wear is determined by the agency. This does not apply to the wear of The Secretary of Defense identification badge or the Joint Chiefs of Staff identification badge.

(17) Personnel may move the Army Staff badge or any badge with lower precedence (normally worn on the wear's right side) to the wearer's left side when wearing the combat service ID badge on the service uniform, Army blue, mess and evening mess uniforms. This allows the CSIB to stand alone on the right side or be worn with other right side badges. Personnel authorized to wear more than four ID badges have the option of choosing the badges worn, as long as they comply with the wear policy outlined above. Personnel must wear the badges on the side authorized for wear and in the order of precedence outlined above. If badges are moved from the right side, they are worn in the order of precedence noted in paragraph *d*.

Note. The placement of the ID badges also applies to the Class B version of each service uniform.

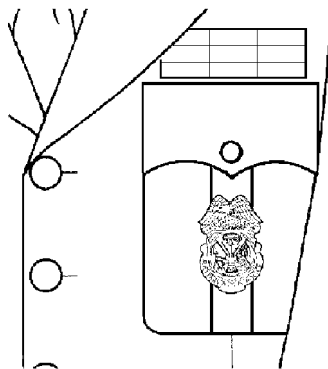


Figure 22-84. Wearing military police ID badge, male




Figure 22–85. Wearing military police ID badge, female

22–18. Foreign badges

a. Males wear a foreign badge 1/8 inch above the right pocket flap, or 1/2 inch above any unit awards that are worn (see fig 22–86). Females wear the badge 1/2 inch above the nameplate, or 1/2 inch above any unit awards that are worn (see fig 22–87). Personnel may not wear a foreign badge unless at least one U.S. medal or service ribbon is worn at the same time. Foreign badges are not authorized for wear on mess or utility uniforms. Personnel may not wear foreign badges that are awarded only as cloth badges. Personnel may not wear foreign badges that cannot be worn properly because of size or configuration.

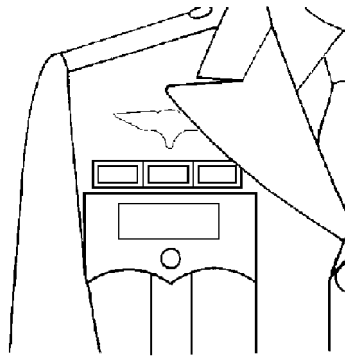


Figure 22–86. Wearing foreign badge, male




Figure 22–87. Wearing foreign badge, female

b. The German Marksmanship Award (Schuetzenschnur) is authorized for wear only by enlisted personnel. Officers may accept, but may not wear, the Schuetzenschnur. If authorized, personnel wear the award on the right side of the uniform coat, with the upper portion attached under the center of the shoulder loop, and the bottom portion attached under the lapel to a button mounted specifically for wearing this award.

Chapter 23

Wear of the Army Uniform by Reserve, Retired, Separated, and Civilian Personnel

23-1. Occasions of ceremony

See AR 670-1.

23-2. Army National Guard and U.S. Army Reserve

See AR 670-1.

23-3. Retired personnel

a. See AR 670-1 for general wear of the Army uniform by retired personnel.

b. Retired personnel not on active duty are not authorized to wear SSI, except as follows:

(1) Personnel performing instructor duties at an educational institution conducting courses of instruction approved by the Armed Forces will wear the SSI of the command that is responsible for the course of instruction. Senior and junior ROTC instructors will wear the Cadet Command SSI on their left shoulder (see AR 145-1 and 145-2 for wear of the uniform by senior and junior ROTC instructors, respectively).

(2) Retired personnel are authorized to wear the SSI for U.S. Army retirees on the left shoulder of the green service uniform. The insignia consists of a white cloth disc with a blue border, and an inner white disc with a red border, which bears a blue and white adaptation of the coat of arms of the United States. The outer disk that surrounds the coat of arms contains the inscription "UNITED STATES ARMY" in red letters at the top, and the word "RETIRED" in blue letters at the bottom (see fig 23-1). On the blue service and dress uniforms, retired personnel will wear the retired service ID badge (see para 22-17d(12) and fig 22-77).



Figure 23-1. Shoulder sleeve insignia, retirees

(3) Retired personnel may wear the SSI–FWTS on the right shoulder of the green service uniform if they were authorized wear of the SSI–FWTS while on active duty (see para 21–17). On the blue service and dress uniforms, retired personnel may wear the combat service ID badge (see para 22–17 and fig 22–70) if they were authorized wear of the SSI–FWTS while on active duty.

23–4. Former members of the Army

See AR 670–1.

23–5. Medal of Honor recipients

See AR 670–1.

23–6. Medals on civilian clothes

See AR 670–1.

23–7. Prohibition on uniform wear

See AR 670–1.

23–8. Uniform similar to the Army uniform

See AR 670–1.

23–9. Distinctive unit insignia on civilian clothing

Former members of an Army unit may wear the DUI on the breast pocket or lapel.

23–10. Uniforms by United States civilians

a. Insignia identifying designation.

(1) The combat uniform subdued insignia is a black equilateral triangle, 1 1/4 inches long per side, with the letters “U.S.” embroidered, 1/4 inch wide and 1/2 inch high. The triangle is printed on a camouflage pattern colored cloth background, 3 inches long and 2 1/2 inches wide. If applicable, the insignia also indicates the designated assignment in black letters, 1/4 inch high.

(2) The authorized designations are as follows:

(a) Scientific consultant.

(b) Operations analyst.

(c) War correspondent.

(d) Technical observer.

(e) Ordnance technician.

(f) Chauffeur.

(g) Messenger.

(h) Logistics specialist.

(i) Safety.

(j) Ammunition surveillance.

(3) Insignia for civilians performing duties not listed above, or when specific designations are not required, will conform to previously described insignia, except the insignia will not denote duty assignment (see fig 23–2).




Figure 23–2. Insignia for Civilians

(4) Personnel will wear the insignia centered directly above the left pocket, or on the left sleeve on the utility uniform, and in a similar location on outer garments. Personnel will center the insignia on the front of the patrol cap.

b. Nametape or nameplate. Personnel will wear a standard size nametape or nameplate in the same manner as for U.S. Army personnel (see para 21–25).

Appendix A References

Section I Required Publications

Unless otherwise stated, all publications are available at <http://www.apd.army.mil>.

AR 145-1

Senior Reserve Officers' Training Corps Program: Organization, Administration, and Training (Cited in para 23-3.)

AR 145-2

Organization, Administration, Operation, and Support (Cited in para 23-3.)

AR 40-501

Standards of Medical Fitness (Cited in para 4-7.)

AR 600-8-22

Military Awards (Cited in paras 1-6, 12-5, 22-5, 22-16, 22-17.)

AR 670-1

Wear and appearance of Army Uniforms and Insignia ((Cited in paras 1-4, 1-5, 2-1, 3-1, 3-2, 3-3, 4-7, 5-7, 6-7, 13-6, 13-14, 14-6, 17-6, 18-6, 19-6, 20-12, 21-1, 21-9, 21-10, 21-16, 21-17, 21-20, 21-21, 21-22, 21-24, 21-29, 21-31, 21-32, 22-2, 22-3, 22-4, 22-6, 22-10, 22-11, 22-12, 22-13, 22-14, 22-16, 23-1, 23-2, 23-3, 23-4, 23-5, 23-6, 23-7, 23-8.)

AR 700-84

Issue and Sale of Personal Clothing (Cited in para 13-14, 13-16.)

CTA 8-100

Army Medical Department Expendable/Durable Items (Cited in paras 4-3, 5-3, 6-3, 6-11, 7-3, 8-3, 9-3, 10-3.)

CTA 50-900

Clothing and Individual Equipment (Cited in paras 4-3, 5-3, 6-3, 6-7, 6-11, 7-3, 8-3, 9-1, 9-2, 9-3, 9-6, 10-1, 10-2, 10-3, 10-6, 11-3, 14-15, 18-1, 19-1, 20-3, 20-28.)

CTA 50-970

Expendable/Durable Items (Except Medical, Class V, Repair Parts, and Heraldic Items) (Cited in para 9-3, 10-3.)

TM 10-227

Fitting of Army Uniforms and Footwear (Cited in para 13-14, 13-16.)

Section II Related Publications

A related publication is a source of additional information. The user does not have to read a related publication to understand this regulation. U.S. Code is available at <http://uscode.house.gov/>.

AR 27-60

Intellectual Property

AR 70-1

Army Acquisition Policy

AR 95-1

Flight Regulations

AR 140-10

Assignments, Attachments, Details, and Transfers

AR 165-1

Army Chaplain Corps Activities

AR 190–30

Military Police Investigations

AR 385–10

The Army Safety Program

AR 600–8–10

Leaves and Passes

AR 600–8–14

Identification Cards for Members of the Uniformed Services, Their Eligible Family Members, and Other Eligible Personnel

AR 600–8–24

Officer Transfers and Discharges

AR 635–200

Active Duty Enlisted Administrative Separations

AR 672–8

Manufacture, Sale, Wear, and Quality Control of Heraldic Items

AR 672–20

Incentive Awards

AR 702–7–1

Reporting of Product Quality Deficiencies within the U.S. Army

CTA 50–909

Field and Garrison Furnishings and Equipment

DA Pam 672–3

Unit Citation and Campaign Participation Credit Register

DA Pam 710–2–1

Using Unit Supply System (Manual Procedures)

DOD 4500.54–G

Foreign Clearance Guide (FCG) (Available at <https://www.fcg.pentagon.mil/>.)

NGR 600–82

U.S. Army Regimental System-Army National Guard (Available at <http://www.ngbpdc.ngb.army.mil/>.)

NGR 600–102

Commissioned and Warrant Officers Assigned to Selective Service Sections State Area Commands (Available at www.ngbpdc.ngb.army.mil/.)

NGR 601–1

Army National Guard Strength Maintenance Program (Available at <http://www.ngbpdc.ngb.army.mil/>.)

TB Med 287

Pseudofolliculitis of the Beard and Acne Keloidalis Nuchae

TM 10–8400–201–23

General Repair Procedures for Clothing (Available at <https://www.logsa.army.mil/>.)

10 USC

Armed Forces

10 USC, Chapter 47
Uniform Code of Military Justice

10 USC, Chapter 1223
Retired Pay for Non-Regular Service

10 USC 771, Chapter 45
The Uniform

10 USC 772
When wearing by persons not on active duty authorized

10 USC 773(b)
When distinctive insignia required

18 USC 701
Official badges, identification cards, other insignia

18 USC 704
Military medals or decorations

32 USC
National Guard

Section III
Prescribed Forms

This section contains no entries.

Section IV
Referenced Forms

Unless otherwise indicated, DA forms are available on the Army Publishing Directorate Web site (<http://www.apd.army.mil>).

DA Form 2028
Recommended Changes to Publications and Blank Forms

DA Form 4187
Personnel Action

Appendix B
Prescribed Dress

Table B-1 summarizes the attire that makes up various kinds of prescribed dress.

Table B-1
Table of prescribed dress

Prescribed	Attire
Duty uniform	Duty uniform as locally prescribed.
Informal uniform	ASU with four-in-hand tie or neck tab ¹ . Enlisted personnel may wear the ASU Class A uniforms (with skirt for females) with white shirt and black bow tie (after retreat), four-in-hand necktie (before retreat), or neck tab as a substitute.
Civilian equivalent	Civilian business suit.
Black tie uniform	ASU with black bow tie; blue or white mess uniforms. ¹ Enlisted personnel may wear the ASU (with skirt for females) with white shirt and black bow tie or neck tab.
Civilian equivalent	Civilian dinner jacket (tuxedo).
White tie uniform	Army blue evening mess uniform.

Table B-1
Table of prescribed dress—Continued

Prescribed	Attire
Civilian equivalent	Evening full dress (tail coat).

Notes:

¹ Unless otherwise indicated by the host, the uniform equivalent of specified civilian attire may be worn. Invitations may prescribe dress as indicated above; for example, "Army blue or Army blue mess." The Army white mess uniforms are normally worn from April to October, except in clothing zones 1 and 2, in accordance with CTA 50-900.

Appendix C Officer Uniform Requirements

C-1. General

Officers are responsible for procuring and maintaining uniforms appropriate to their assigned duties. Officers will procure and maintain sufficient quantities of personal items necessary to ensure acceptable standards of personal hygiene and appearance. It is mandatory that all officers dress according to their position as an officer of the U.S. Army and according to the traditions and customs of the Service.

C-2. List of major components

The major items of uniform clothing that are normally prescribed by commanders, with the minimum quantities that all officers should have in their possession, are shown in table C-1 (see note 1).

Table C-1
List of major components

Item ¹	Male Minimum No.	Female Minimum No.
Coat, black, all-weather	1	1
Uniform, Army green	1	1 ²
Uniform, Army blue ^{3, 6}	1	1
Uniform, Army green maternity ⁴	NA	2
Uniform, Army service	1	1
Uniform, Army combat uniform ⁵	4	4
Coat, cold-weather, ACU pattern, camouflage (field jacket)	1	1
Uniform, improved physical fitness		
Short-sleeved (SS) T-shirt	2	2
Long-sleeved (LS) T-shirt	1	1
Trunks	2	2
Jacket	1	1
Pants	1	1

Notes:

¹ Commanders may prescribe items not on this list for the performance of duties.

² Three-piece ensemble (coat, skirt, and slacks).

³ The Army blue uniform is required for all officers on extended active duty for periods of 6 months or more (unless they possess the Army service uniform).

⁴ As required by AR 600-8-24 and AR 670-1, chapter 17.

⁵ Officers will have four utility uniforms.

⁶ Additional quantities are authorized as organizational issue by CTA 50-900 when required by officers for performance of official duties while assigned to units with missions that include band formations, reviews, parades, ceremonial events, and other similar events.

C-3. Accessories

Officers also are responsible for procuring and maintaining adequate quantities of appropriate accessories, insignia, footwear, undergarments, headgear, and gloves for use with the above uniforms.

Appendix D Clothing Bag List

D-1. Required clothing items

Soldiers are required to possess the clothing items listed in table E-1, in the quantities shown. Soldiers may purchase and wear optional items authorized by this pamphlet.

D-2. Approved optional items

Items identified by an "X" in the optional item column are authorized in lieu of the specification item. These items have been approved by the Army and contain the required certification label. The items in table D-1 have either been added to the clothing bag or were changed enough to require replacement by a new item.

Table D-1
Clothing bag list

Item	Quantity required	Specification item
Bag, duffel, nylon, olive green	1	X
Belt, riggers, sand 503	1	X
Belt, trousers, web, black, 45 inch, nickel under plate, male	1	X
Belt, trousers, web, black, 1 inch, nickel under plate, female	1	X
Beret, wool, black shade 1593	2	X
Boots, combat, hot weather, tan	2	X
Boots, combat, temperate weather, type II, tan	1	X
Buckle, belt, web, with nickel under plate	1	X
Buckle, belt, web, slacks, with nickel under plate, female	1	X
Cap, patrol, Army combat uniform	2	X
Cap, synthetic micro fleece, green	1	X
Coat, all-weather, double breasted	1	X
Coat, Army combat uniform	4	X
Coat, Army blue 450	1	X
Drawers, men's brief, class 3-sand, male	7	X
Drawers, lightweight generation III	7	X
Drawers, midweight generation III	7	X
Glove, light duty utility, green	1	X
Glove, inserts, cold, foliage green	2	X
Gloves, leather, black, unisex	1	X
Jacket, IPFU	1	X
Necktie, man's, black, 56-57.5 inches long	1	X
Neck tab, woman's shirt	1	X
Pants, IPFU	1	X
Shirt, long-sleeve, IPFU	1	X
Shirt, short-sleeve, IPFU	2	X
Shirt, man's cotton/polyester, all white 521, long-sleeve, male	1	X
Shirt, man's cotton/polyester, all white 521, short-sleeve, male	1	X

**Table D-1
Clothing bag list—Continued**

Item	Quantity required	Specification item
Shirt, women's, cotton/polyester, tuck in, all white 521, long-sleeve, female	1	X
Shirt, women's, cotton/polyester, tuck in, all white 521, short-sleeve, female	1	X
Shoes, men's dress black, poromeric, male	1	X
Shoes, women's black, poromeric, female	1	X
Skirt, women's polyester/wool, Army blue 450	1	X
Slacks, women's, Army blue 451 with belt loops, female	1	X
Socks, boot, green	7	X
Socks, liner, polyester/nylon, black	7	X
Towel, bath, brown	4	X
Trousers, Army combat uniform	4	X
Trousers, men's, polyester/wool, Army blue 4561, male	2	X
Trunks, IPFU	2	X
T-shirt, sand colored, moisture-wicking	7	X
Undershirt, lightweight generation III	1	X
Undershirt, midweight generation III	1	X
Cash allowances		
Handbag	1	
Pumps, black dress, female	1	
Lingerie, stockings, underwear, female	(As required)	
Running shoes	1	
Socks, physical training, quarter length, white	2	

Appendix E Mandatory Possession and Wear-out Dates

E-1. Clothing bag items

a. All Soldiers are required to possess all clothing bag items as identified in appendix D. The item, number required, and possession dates are listed, below, in table E-1 for new items, along with the wear-out dates for deleted or replaced items in table E-2.

b. Initial entry enlisted Soldiers will be issued these items in their clothing bag. All other Soldiers must purchase them. Enlisted Soldiers will be paid sufficient clothing replacement allowance (CRA) to purchase these items from the military clothing stores. The CRA is paid over a period of time—from the date of the introduction of the item into the system to the mandatory possession date.

E-2. Replacement of required items

a. The CRA is paid to enlisted Soldiers on an annual basis to provide sufficient funds over a period of time for the replacement of required items of clothing that are prescribed for wear. The CRA is not intended to cover the cost of repair, dry cleaning, or laundering.

b. The initial issue represents the minimum uniform requirements. It is possible that Soldiers, particularly careerists, may find it convenient or advantageous to acquire and maintain more uniforms than are provided for in the CRA. In addition, any unusual wear and tear, damage, or loss of items may result in out-of-pocket costs. Greater than average wear of one type of clothing bag item (such as the ACU) is offset by less than average wear of another (such as the Army green service uniform).

Table E-1
Possession dates of clothing bag items

Item	Possession date
Army blue service uniform male (1 coat, 2 trousers)	1 October 15
Army blue service uniform female (1 coat, 1 skirt, 1 slacks)	1 October 15

Table E-2
Wear-out dates of clothing bag items

Item	Wear-out date	Replaced by
Army green service uniform, male (coat and trousers)	30 September 15	Army blue service uniform, male (coat and trousers)
Army green service uniform, female (coat, skirt, slacks)	30 September 15	Army blue service uniform, female (coat, skirt, slacks)

Appendix F

Service Equivalent Uniforms

Table F-1 is intended to serve as a guideline for appropriate attire. Some uniforms are optional, seasonal or required for specific pay grades only. Uniforms may deviate from below matrix depending on event and/or directed by host or command.

Table F-1
Guideline for appropriate attire

Class	Event when worn	Uniform	Civilian (Men)	Civilian (Ladies)
A+	Official formal and evening functions, state occasions, private and formal dinners or at occasions that are less formal requiring more formality than Service uniforms ¹	Blue or white mess evening dress or blue Army Service with bow tie	Formal tuxedo, bow tie is standard formal or semi-formal tuxedo or dark dinner jacket ²	Formal cocktail or evening gown formal or semi-formal long or short evening dress or evening trousers with a dressy top ²
A	Parades, ceremonies, reviews, when special honors are being paid, official visits of U.S. or foreign dignitaries ¹	Blue Army Service, green Army Service Class "A" Service dress - tropical. For seasonal use when authorized and temperatures warrant, as determined by commander: long sleeve shirt and tie or short sleeve shirt, no tie (both with top six ribbons, badges and tabs or all ribbons, badges and tabs)	Informal, smart or business casual business suit or sport coat and tie ²	Informal, smart or business casual evening or cocktail attire, Sunday dress or business suit or pant suit ²
B	Business/ Informal social occasions, uniform of the day, office work	Blue or green Army Service Class "B" short sleeve shirt, open collar, name tag and rank or long sleeve shirt and tie, name tag and rank (need to discuss optional ribbons)	Informal, smart or business casual business suit or sport coat w/out tie. Trousers with open collar shirt ²	Informal, smart or business casual simple skirt or dress, slacks with jacket, pantsuit. Low or flat shoes acceptable ²
C	Working uniforms, daily work attire	Utility uniforms (ACU/PT) Class "C" Garrison	Civilian casual slacks with open collar shirt or golf shirt, no sport coat ²	Civilian casual slacks with blouse, capri pants with sandals or flats ²

Table F-1
Guideline for appropriate attire—Continued

D	Field or plant environment where soiling of clothing is expected	Maintenance/Field duty	Jeans-no holes, shorts-medium length, tennis shoes, work boots, sandals, loafers	Jeans-no holes, shorts-medium length, tennis shoes, work boots, sandals, loafers
---	--	------------------------	--	--

Notes:

¹ If host indicates a certain dress, follow the host's intent.

² Determined by host, current fashion, local customs, time and type of event.

Glossary

Section I Abbreviations

A2CU

Army aircrew combat uniform

ACOM

Army Command

ACU

Army combat uniform

AR

Army Regulation

ARNG

Army National Guard

ASCC

Army Service Component Command

ASU

Army service uniform

CBRN

chemical, biological, radiological, and nuclear

CSM

command sergeants major

CTA

common table of allowances

CVC

Combat vehicle crewman

DA

Department of the Army

DOD

Department of Defense

DRU

Direct Reporting Unit

DUI

distinctive unit insignia

ECWCS

extended cold weather clothing system

EOD

explosive ordnance disposal

FREE

Fire resistant environmental ensemble

IPFU

improved physical fitness uniform

NGR

National Guard regulation

OCP

Operation Enduring Freedom Camouflage Pattern

RDI

regimental distinctive insignia

TM

technical manual

SMA

Sergeant Major of the Army

SSI

shoulder sleeve insignia

SSI–FWTS

shoulder sleeve insignia-former wartime service

UCP

Universal camouflage pattern

U.S.

United States

USC

United States Code

USMA

U.S. Military Academy

Section II**Terms****Accouterment**

Items such as medals, ribbons, insignia, badges, emblems, tabs, and tapes authorized for wear on uniforms.

Appurtenances

Devices such as stars, letters, numerals, or clasps worn on the suspension ribbon of the medal, or on the ribbon bar that indicate additional awards, participation in specific events, or other distinguishing characteristics of the award.

Awards

An all-inclusive term that consists of any decoration, medal, badge, ribbon, or appurtenance bestowed on an individual or unit.

Badge

An award given to an individual for identification purposes or that is awarded for attaining a special skill or proficiency. Certain badges are available in full, miniature, and dress miniature sizes.

Clothing bag

Uniform items and personal clothing issued to initial entry Soldiers which all Soldiers are required to maintain throughout their military career.

Decoration

A distinctively designed award given to an individual as a mark of honor denoting heroism, or meritorious or outstanding service or achievement.

Dress uniforms

Uniforms worn as formal duty attire, or that are worn at formal or informal social functions, before or after retreat. They include the enlisted Army green dress and the Army blue dress uniforms.

Field uniforms

Utility and organizational uniforms, excluding the hospital duty and food service uniforms, that are worn in field, training, or combat environments.

Gold color/gold-colored

Includes gold plated, gold bullion, and synthetic metallic gold.

Lapel button

A miniature enameled replica of an award, which is worn only on civilian clothing.

Local commander

The commander of an installation or equivalent in the continental U.S., the Army command/Army service component commander/direct reporting unit commander overseas, and the State Adjutant General for the Army National Guard, as the individual who may prescribe policy on discretionary wear policies in this regulation. The local commander may delegate this authority to subordinate commanders.

Medal

An award issued to an individual for the performance of certain duties, acts, or services, consisting of a suspension ribbon made in distinctive colors and from which hangs a medallion.

Mess uniforms

Uniforms worn for formal social occasions, when prescribed by the host. Examples include the blue and white mess and evening mess uniforms.

Miniature medal

A replica of a regular size medal, made to a scale half of the original. The Medal of Honor is not worn in miniature.

Optional clothing

A uniform or clothing item, with or without protective properties (for example, flame resistant clothing), prescribed by the Army Uniform Board and approved by the Chief of Staff, Army to be worn at the individuals option; optional clothing items do not include ballistic protective items, except for protective eyewear.

Organizational uniforms, clothing, and equipment

The uniforms, clothing, and equipment listed in the CTA, which are issued to an individual on a loan basis and remain the property of the organization. Commanders issue organizational clothing and equipment in accordance with the allowances and directives published in the appropriate CTA. When issued, organizational clothing is worn when prescribed by the commander in accordance with Army regulations, technical manuals, and the CTA. Examples of organizational uniforms are the maternity work uniform, designated versions of the combat uniform, hospital duty and food service uniforms, and cold-weather clothing.

Personal clothing

Military-type clothing, clothing of a personal nature, and component items listed in CTA 50–900, table I, that are provided to enlisted personnel (specifically, the initial clothing bag issue).

Ribbon or ribbon bar

A portion of the suspension ribbon of a medal, worn in lieu of the medal and made in the form of a bar, 1 3/8 inches long by 3/8 inch wide.

Roll-press

To remove substantial wrinkles from clothing without creating creases.

Service medal

An award made to personnel who participated in designated wars, campaigns, or expeditions or who have fulfilled specified service requirements in a creditable manner.

Service uniform

Worn in garrison environments when the wear of utility or dress uniforms is not required or appropriate. Service uniforms consist of the Army blue (previously Class A and Class B) uniforms.

Silver color/colored

Silver color includes silver-filled, silver-plated, sterling silver, silver bullion, and anodized aluminum.

Unit award

An award made to an operating unit, which is worn by members of that unit who participated in the cited action (permanent unit award). Other personnel serving in the cited unit, but who were not assigned to the unit during the action, may be authorized temporary wear of the award (temporary unit award).

Utility uniforms

Uniforms normally worn in the field, during training, or while performing duties where it is not practical or appropriate to wear a service uniform. Uniforms classified as utility uniforms are found in DA Pam 670-1.

Section III**Special Abbreviations and Terms****FCG**

Foreign clearance guide (military)

OD

olive drab

OFTS

operational, functional, training, or support

UNCLASSIFIED

PIN 104104-000