

REVISIONS

REV	DESCRIPTION	PRJ DFCR	APVD	DATE
-	INITIAL RELEASE PER DR-S-023-12	T.S.	T.S.	12-08-01
A	REVISED PER DR-S-033-12	T.S.	T.S.	12-12-14

THIS DRAWING HAS BEEN GENERATED AND IS MAINTAINED BY A CAD SYSTEM. CHANGES SHALL ONLY BE INCORPORATED AS DIRECTED BY THE DESIGN ACTIVITY.

1. REFER TO PURCHASE DESCRIPTION, FAMILY OF IMPROVED LOAD BEARING EQUIPMENT, DATED 01 MAY 2012.

2. CUT LENGTHS ARE FOR REFERENCE ONLY.

DISTRIBUTION STATEMENT A  
THIS DOCUMENT IS APPROVED FOR PUBLIC RELEASE; DISTRIBUTION IS UNLIMITED.

REV LEVEL	A	A									
SHEET NO.	1	2									

INTERPRET THIS DRAWING IN ACCORDANCE WITH ASME Y14.100

















REVISION STATUS OF SHEETS

U.S. ARMY NATICK SOLDIER RESEARCH, DEVELOPMENT & ENGINEERING CENTER  
KANSAS STREET, NATICK MA. 01760-5056

UNLESS OTHERWISE SPECIFIED:  
DIMENSIONS ARE IN INCHES  
TOLERANCES:  
ANGLES           ±   -  
FRACTIONS       ±   -  
2 PLACE DIM     ±   -  
3 PLACE DIM     ±   -

STACKED POCKET PANEL

DATE	12-05-17	
DRAWN BY	H. WELCH	
CHECKED	F. KERRIGAN	
PRJ DFCR	T. SCOTT	
APPROVED	T. SCOTT	
APPROVAL DESIGN ACTIVITY		
NEXT ASSY	2-6-0944	USED ON
APPLICATION	USED ON	APPLICABLE SPEC
SIZE	A	CAGE
SCALE:	N/A	UNIT
WT.		
DRAWING NO.	PL	2-6-0930
SHEET	1	OF 2

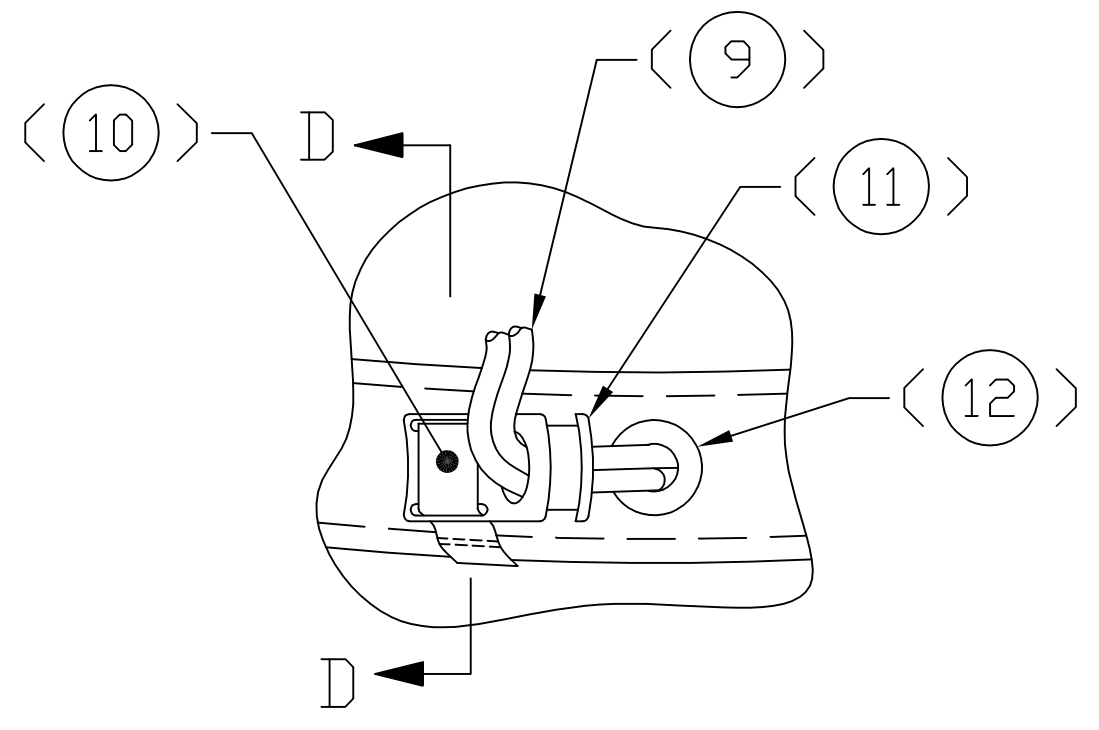
PARTS LIST		U.S. ARMY NATICK SOLDIER RESEARCH, DEVELOPMENT & ENGINEERING CENTER KANSAS STREET, NATICK MA. 01760-5056			CAGE 81337	PL2-6-0930	REVISION LTR A DATE 12-12-14	
LIST TITLE STACKED POCKET PANEL					APPROVED T. S. T. S.	REV AUTH NO. DR-S-033-12	SHEET <u>2</u> OF _____ SHEETS	
FIND NO.	QTY RQD - 1	CAGE	DRAWING OR DOCUMENT NUMBER	DWG SIZE	PART OR IDENTIFYING NUMBER	NOMENCLATURE OR DESCRIPTION	MATERIAL SPECIFICATION	
1	1		2-6-0961 		2-6-0961-3	FRONT PANEL	PARA 3.12.7.2 CLOTH, NYLON, 500D	
2	1		2-6-0961 		2-6-0961-4	STIFFENER, PLASTIC, .03 THICK, CUT SIZE 8" X 8" 	PARA 3.12.3.1	
3	1		2-6-0961 		2-6-0961-6	BACK PANEL	PARA 3.12.7.2 CLOTH, NYLON, 500D	
4	2		2-6-0961 		2-6-0961-5	FASTENER, HOOK, 4" WIDE, CUT LENGTH 9" 	PARA 3.12.6	
5	1		2-6-0961 		2-6-0961-1	POCKET, DRAWSTRING, SMALL	PARA 3.12.7.7	
6	1		2-6-0961 		2-6-0961-2	POCKET, DRAWSTRING, LARGE	PARA 3.12.7.7	
7	AR					TAPE BINDING, 1" WIDE	PARA 3.12.4.5	
8	2					TAPE BINDING, 1" WIDE, CUT LENGTH 12"	PARA 3.12.4.5	
9	2					CORD, ELASTIC, 1/8 DIA, CUT LENGTH 21"	PARA 3.12.10.2	
10	2					TAPE, 3/8" WIDE, CUT LENGTH 4"	PARA 3.12.4.9	
11	2					BARREL LOCK	PARA 3.12.1.1.2	
12	2					EYELET	PARA 3.12.1.4.2	
13	AR					THREAD, SIZE F	PARA 3.12.8.1	
14	1		2-6-0963 		2-6-0963-1	IDENTIFICATION & INSTRUCTION LABEL	PARA 3.25	

NOTES:

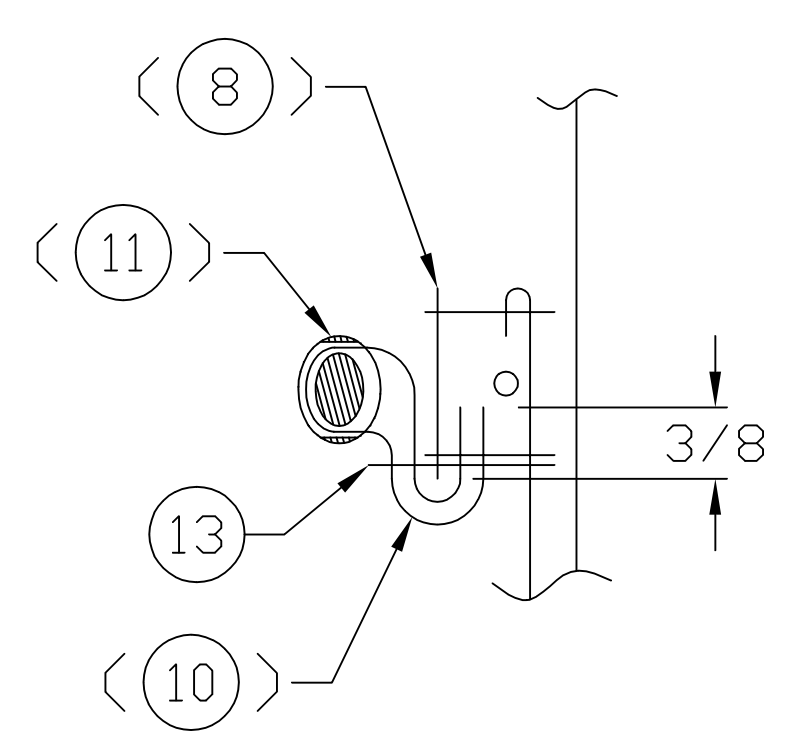
1. WORKMANSHIP, CONSTRUCTION, STITCHING AND QUALITY ASSURANCE PROVISIONS SHALL CONFORM TO PURCHASE DESCRIPTION, FAMILY OF IMPROVED LOAD BEARING EQUIPMENT DATED 01 MAY 2012.
2. UNLESS OTHERWISE SPECIFIED ALL FOLDS, HEMS AND TURN UNDERS SHALL BE 3/8".
3. UNLESS OTHERWISE SPECIFIED, TOLERANCES SHALL BE AS FOLLOWS:  
 1/8 INCH OR MORE BUT LESS THAN 2 INCHES --- ±1/16  
 2 INCHES OR MORE BUT LESS THAN 10 INCHES -- ±1/8  
 10 INCHES OR MORE BUT LESS THAN 36 INCHES - ±1/4
4. ALL STITCHING SHALL BE BACKSTITCHED NOT LESS THAN 1/2 INCH UNLESS TURNED UNDER BY A HEM OR HELD BY OTHER STITCHING.
5. ALL STITCHING TO BE 1/8 INCH FROM EDGE OR SPACED 1/8 INCH APART, UNLESS OTHERWISE SPECIFIED.
6. SEAR ALL ENDS OF CORD, WEBBING AND TAPE TO PREVENT FRAYING. AVOID FORMING SHARP EDGES.
7. BACKSTITCH OVER FN 9 IN 4 PLACES AS SHOWN.

REVISIONS				
ZONE/LTR	DESCRIPTION	PROJ OFCR	APYD	DATE
-	INITIAL RELEASE PER DR-S-023-12	T.S.	T.S.	12-08-01
A	REVISED PER DR-S-033-12	T.S.	T.S.	12-12-14

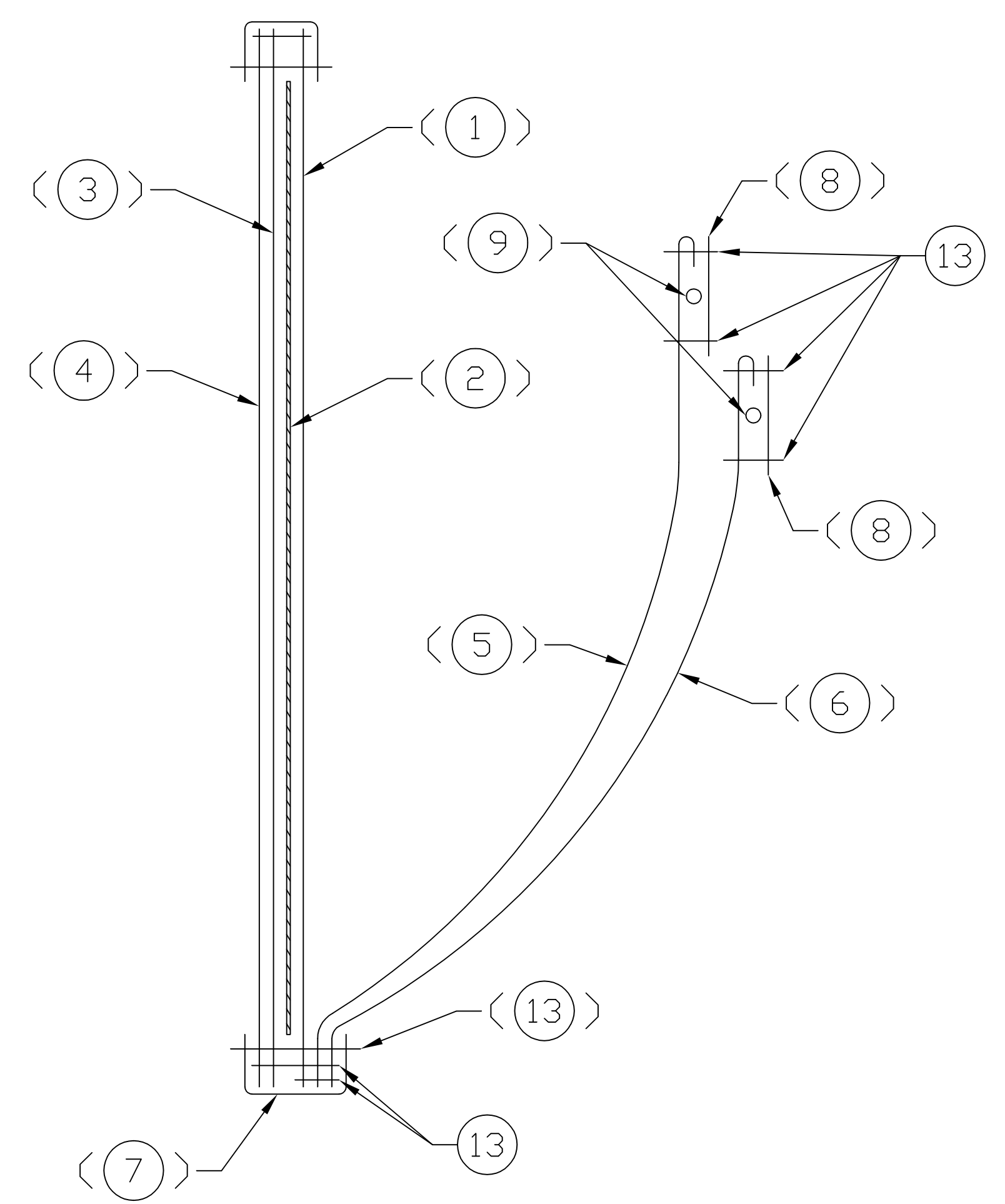
THIS DRAWING HAS BEEN GENERATED AND IS MAINTAINED BY A CAD SYSTEM. CHANGES SHALL ONLY BE INCORPORATED AS DIRECTED BY THE DESIGN ACTIVITY.



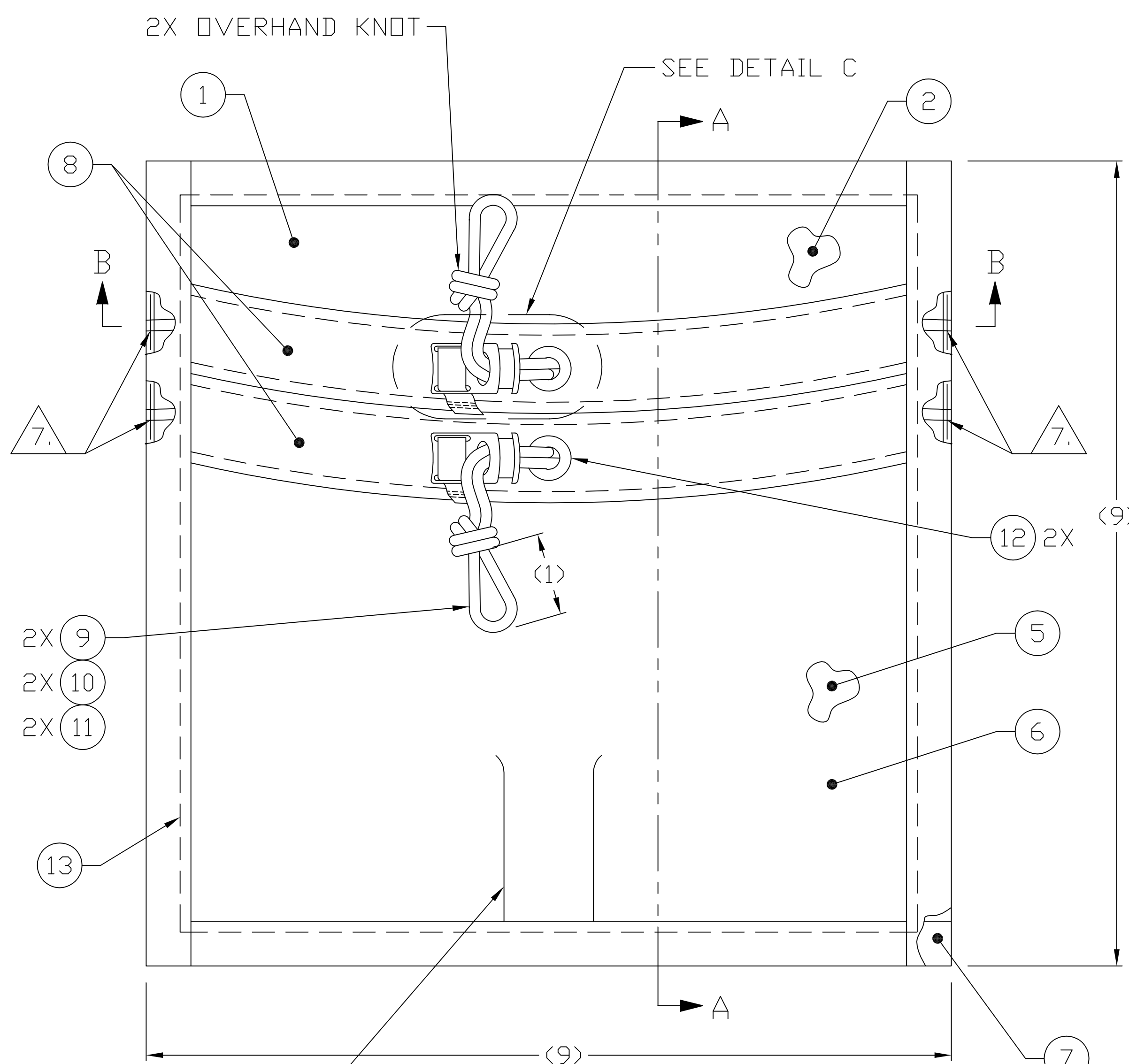
DETAIL C



SECTION D-D  
2X

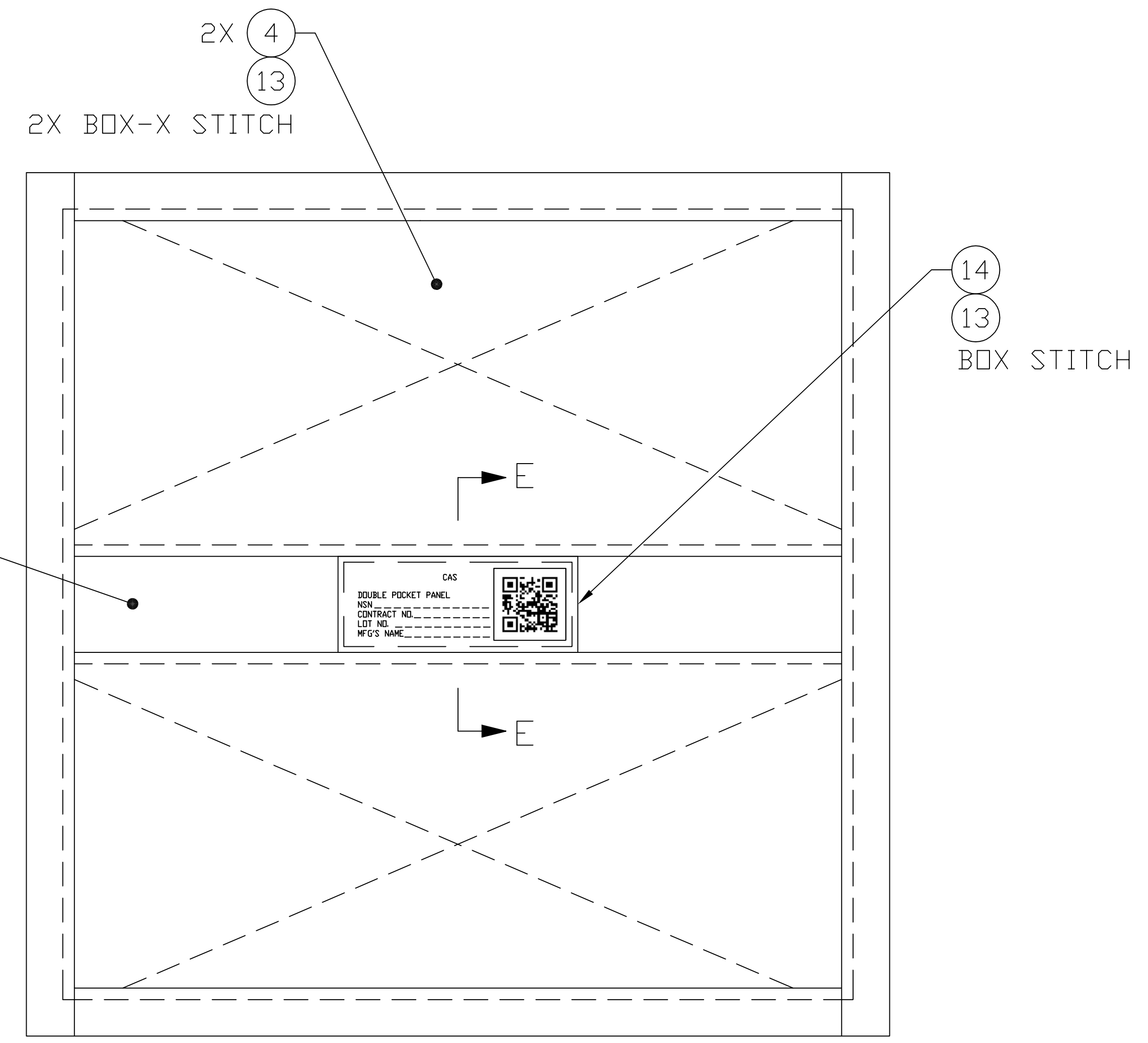
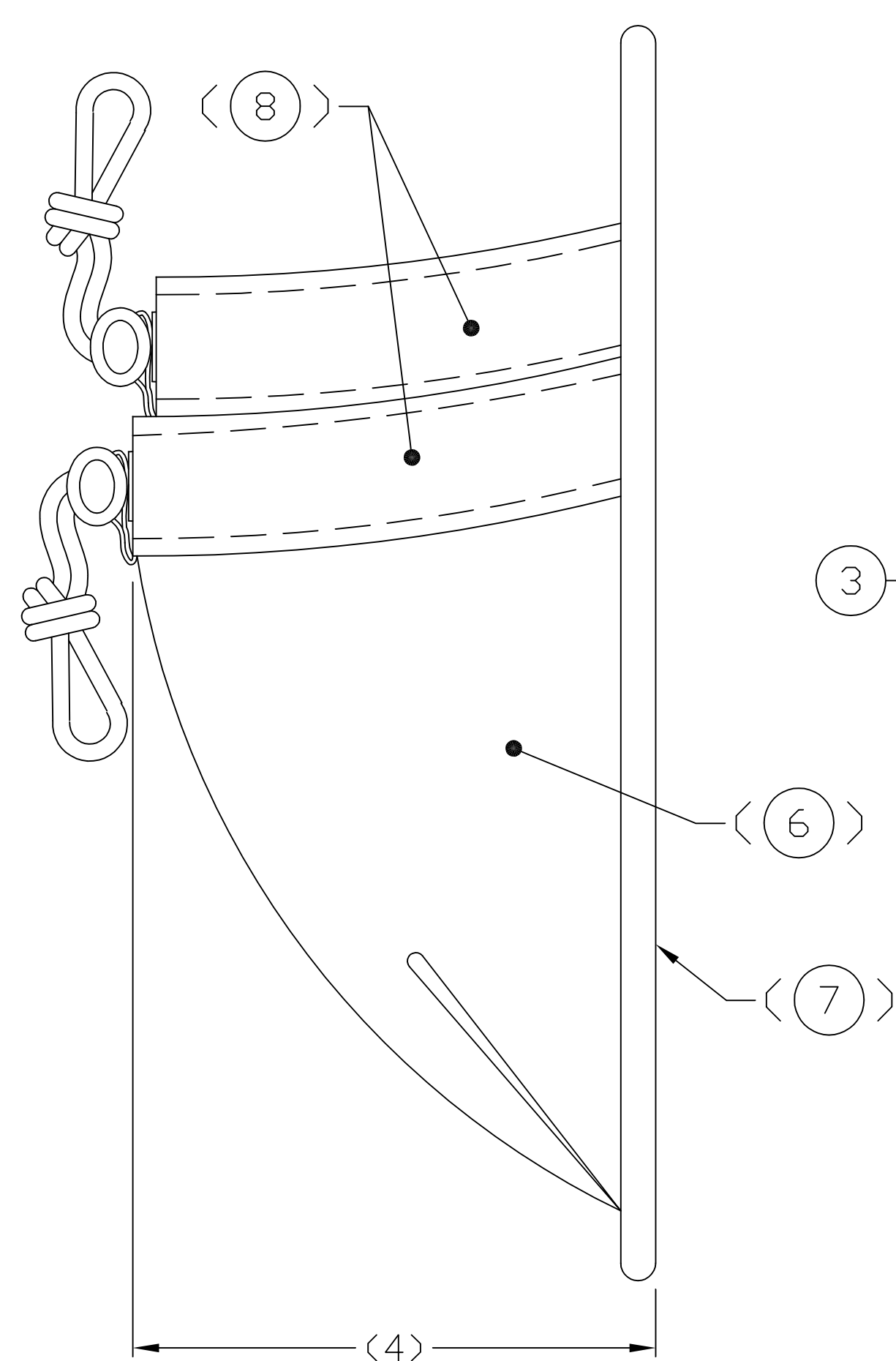


SECTION A-A

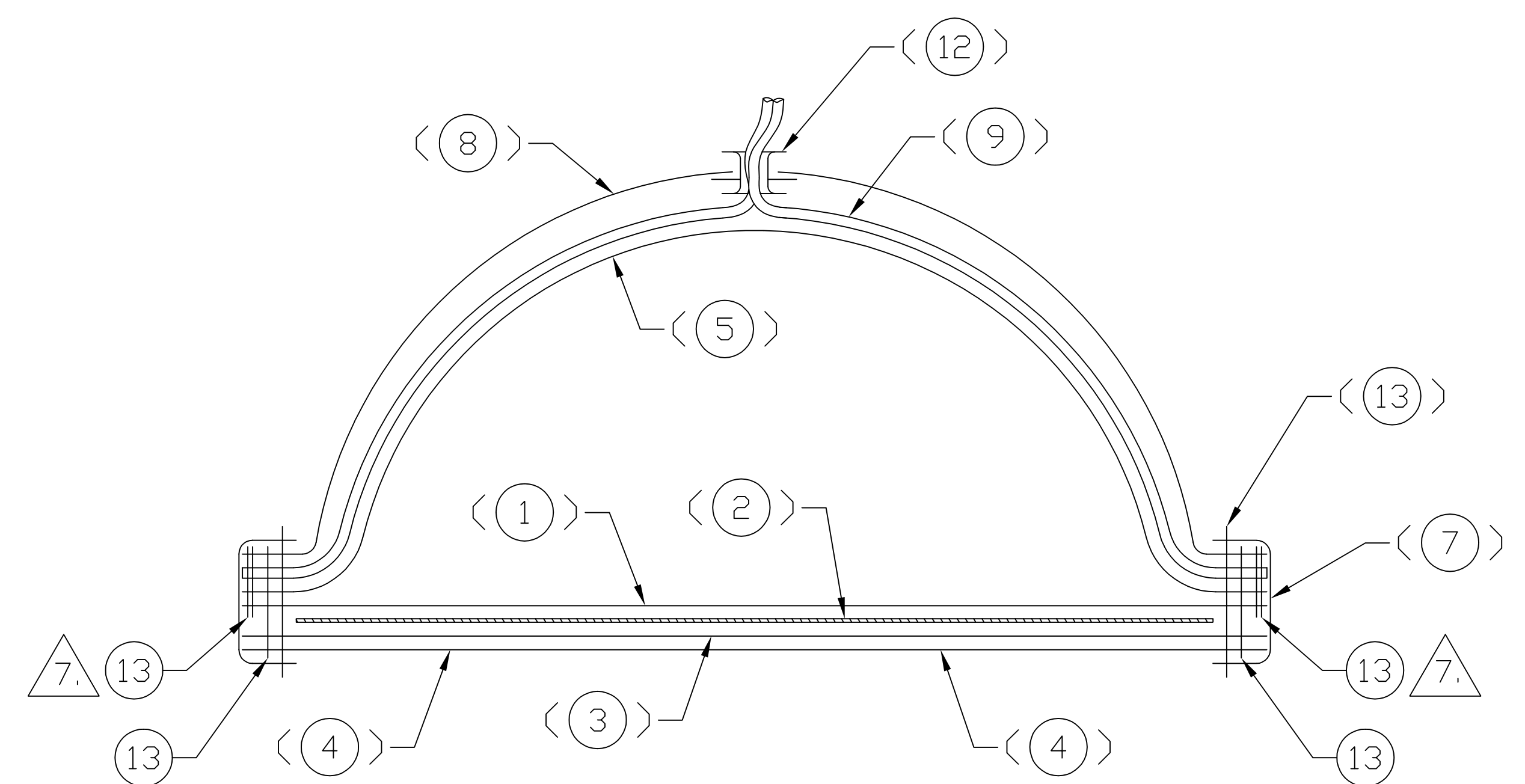


CAPTURE THE FOLDS OF FNS 5 AND 6 IN THE BOTTOM PART OF FN 7 AS SHOWN.

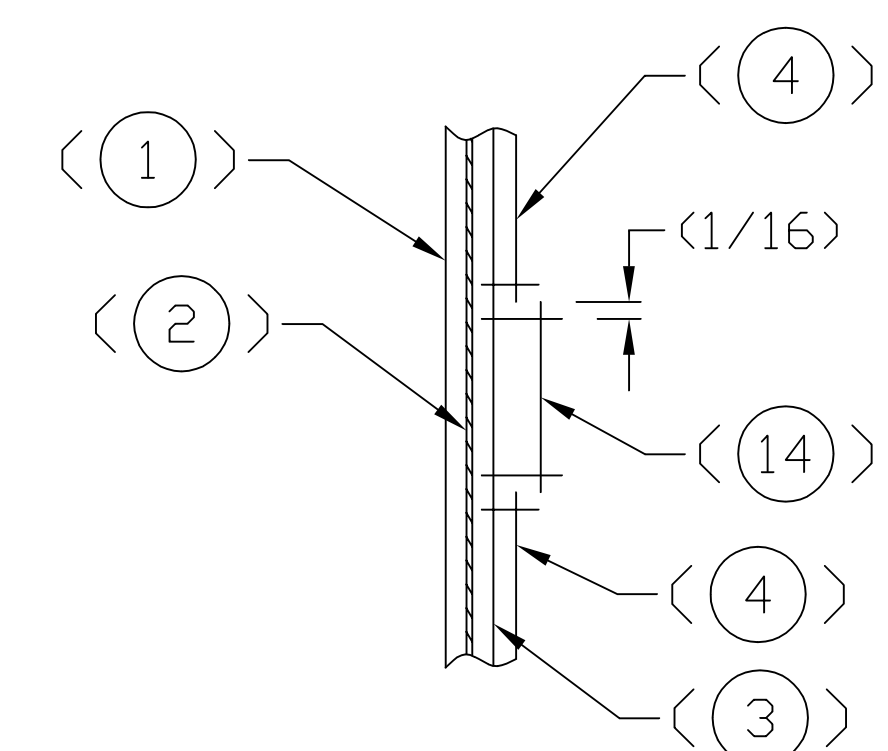
OVERLAP ENDS AS SHOWN.



-1



SECTION B-B



SECTION E-E

SEE SEPARATE PARTS LIST

UNLESS OTHERWISE SPECIFIED DIMENSIONS ARE IN INCHES		DATE 12-05-17		U.S. ARMY NATICK SOLDIER RESEARCH, DEVELOPMENT & ENGINEERING CENTER KANSAS STREET, NATICK MA 01760-5056	
TOLERANCES:		DRAWN BY H. WELCH		STACKED POCKET PANEL, CORPSMAN ASSAULT SYSTEM	
ANGLES	± 3	CHECKED F. KERRIGAN		DRAWING NO.	
FRACTIONS	± 3	PRD J OFCR T. SCOTT		E 81337	
2 PLACE DIM	± 3	APPROVED T. SCOTT		2-6-0930	
3 PLACE DIM	± 3	APPROVAL DESIGN ACTIVITY		SCALE 1/1 UNIT WT.	
2-6-0944	2-6-0944	APPLICABLE SPEC		SHEET 1 OF 1	
NEXT ASSY	USED ON				
APPLICATION					

REVISIONS

REV	DESCRIPTION	PRJ DFCR	APVD	DATE
-	INITIAL RELEASE PER DR-S-023-12	T.S.	T.S.	12-08-01
A	REVISED PER DR-S-033-12	T.S.	T.S.	12-12-14

THIS DRAWING HAS BEEN GENERATED AND IS MAINTAINED BY A CAD SYSTEM. CHANGES SHALL ONLY BE INCORPORATED AS DIRECTED BY THE DESIGN ACTIVITY.

1. REFER TO PURCHASE DESCRIPTION, FAMILY OF IMPROVED LOAD BEARING EQUIPMENT, DATED 01 MAY 2012.

2. CUT LENGTHS ARE FOR REFERENCE ONLY.

DISTRIBUTION STATEMENT A  
THIS DOCUMENT IS APPROVED FOR PUBLIC RELEASE; DISTRIBUTION IS UNLIMITED.

REV LEVEL	A	A	A	A						
SHEET NO.	1	2	3	4	5					

INTERPRET THIS DRAWING IN ACCORDANCE WITH ASME Y14.100

UNLESS OTHERWISE SPECIFIED: DIMENSIONS ARE IN INCHES

TOLERANCES:  
 ANGLES ± -  
 FRACTIONS ± -  
 2 PLACE DIM ± -  
 3 PLACE DIM ± -

DATE 12-05-30

DRAWN BY H. WELCH

CHECKED F. KERRIGAN

PRJ DFCR T. SCOTT

APPROVED T. SCOTT

APPROVAL DESIGN ACTIVITY

T. SCOTT

APPLICABLE SPEC

APPLICATION

REVISION STATUS OF SHEETS

U.S. ARMY NATICK SOLDIER RESEARCH, DEVELOPMENT & ENGINEERING CENTER  
KANSAS STREET, NATICK MA. 01760-5056










MEDICAL SUSTAINMENT BAG, CORPSMAN ASSAULT SYSTEM












SIZE CAGE DRAWING NO.

A 81337 PL 2-6-0931
















SCALE: N/A UNIT WT. SHEET 1 OF 5

2-6-0944 2-6-0944  
 NEXT ASSY USED DN  
 APPLICATION

PARTS LIST		U.S. ARMY NATICK SOLDIER RESEARCH, DEVELOPMENT & ENGINEERING CENTER KANSAS STREET, NATICK MA. 01760-5056			CAGE 81337	PL2-6-0931	REVISION LTR A DATE 12-12-14	
LIST TITLE MEDICAL SUSTAINMENT BAG, CORPSMAN ASSAULT SYSTEM					APPROVED T. S. T. S.	REV AUTH NO. DR-S-033-12	SHEET <u>2</u> OF _____ SHEETS	
FIND NO.	QTY RQD - 1	CAGE	DRAWING OR DOCUMENT NUMBER	DWG SIZE	PART OR IDENTIFYING NUMBER	NOMENCLATURE OR DESCRIPTION		MATERIAL SPECIFICATION
1	1		2-6-0951 	C	2-6-0951-1	OUTER FRONT		PARA 3.12.7.2 CLOTH, NYLON, 500D
2	1		2-6-0951 	C	2-6-0951-2	FRONT VELCRO SUPPORT		PARA 3.12.7.7
3	2		2-6-0951 	C	2-6-0951-3	FOAM INSERT		PARA 3.12.2.2
4	1		2-6-0951 	C	2-6-0951-4	OUTER BACK		PARA 3.12.7.2 CLOTH, NYLON, 500D
5	1		2-6-0951 	C	2-6-0951-5	BACK VELCRO SUPPORT		PARA 3.12.7.7
6	1		2-6-0951 	C	2-6-0951-6	BACK MESH		PARA 3.12.7.5
7	1		2-6-0951 	C	2-6-0951-7	OUTER GUSSET		PARA 3.12.7.2 CLOTH, NYLON, 500D
8	1		2-6-0951 	C	2-6-0951-8	INNER GUSSET		PARA 3.12.7.7
9	1		2-6-0951 	C	2-6-0951-9	FOAM, GUSSET SUPPORT		PARA 3.12.2.9

PARTS LIST		U.S. ARMY NATICK SOLDIER RESEARCH, DEVELOPMENT & ENGINEERING CENTER KANSAS STREET, NATICK MA. 01760-5056			CAGE 81337	PL2-6-0931	REVISION LTR A DATE 12-12-14	
LIST TITLE MEDICAL SUSTAINMENT BAG, CORPSMAN ASSAULT SYSTEM					APPROVED T. S. T. S.	REV AUTH NO. DR-S-033-12	SHEET <u>3</u> OF _____ SHEETS	
FIND NO.	QTY RQD <u>-1</u>	CAGE	DRAWING OR DOCUMENT NUMBER	DWG SIZE	PART OR IDENTIFYING NUMBER	NOMENCLATURE OR DESCRIPTION		MATERIAL SPECIFICATION
10	2		2-6-0951 	C	2-6-0951-10	SUPERMAN		PARA 3.12.7.2 CLOTH, NYLON, 500D
11	2		2-6-0951 	C	2-6-0951-11	INSIDE VELCRO/FELT		PARA 3.12.6.1
12	1		2-6-0951 	C	2-6-0951-12	ZIPPER INSIDE BACK		PARA 3.12.7.7
13	1		2-6-0951 	C	2-6-0951-13	ZIPPER OUTER BACK		PARA 3.12.7.2 CLOTH, NYLON, 500D
14	1		2-6-0951 	C	2-6-0951-14	ZIPPER INSIDE FRONT		PARA 3.12.7.7
15	1		2-6-0951 	C	2-6-0951-15	ZIPPER OUTER FRONT		PARA 3.12.7.2 CLOTH, NYLON, 500D
16	2		2-6-0951 	C	2-6-0951-16	FOAM, ZIPPER INSERT		PARA 3.12.2.2
17	6		2-6-0951 	C	2-6-0951-17	FASTENER, HOOK, 1" WIDE		PARA 3.12.6
18	6		2-6-0951 	C	2-6-0951-18	FASTENER, LOOP, 1" WIDE		PARA 3.12.6
19	1		2-6-0951 	C	2-6-0951-19	FASTENER, LOOP, 1" WIDE		PARA 3.12.6
20	1		2-6-0951 	C	2-6-0951-20	FASTENER, LOOP, 2" WIDE		PARA 3.12.6

PARTS LIST	U.S. ARMY NATICK SOLDIER RESEARCH, DEVELOPMENT & ENGINEERING CENTER KANSAS STREET, NATICK MA. 01760-5056	CAGE 81337	PL2-6-0931	REVISION LTR A DATE 12-12-14
LIST TITLE MEDICAL SUSTAINMENT BAG, CORPSMAN ASSAULT SYSTEM			APPROVED T. S. T. S.	REV AUTH NO. DR-S-033-12
			SHEET 4 OF SHEETS	

FIND NO.	QTY RQD -1	CAGE	DRAWING OR DOCUMENT NUMBER	DWG SIZE	PART OR IDENTIFYING NUMBER	NOMENCLATURE OR DESCRIPTION	MATERIAL SPECIFICATION
21	2		2-6-0951 	C	2-6-0951-21	SUPERMAN D RING STRAP	PARA 3.12.4.1
22	2		2-6-0951 	C	2-6-0951-22	SUPERMAN D RING HOLDER	PARA 3.12.4.1
23	4		2-6-0951 	C	2-6-0951-23	WEBBING, SIDE RELEASE, MALE	PARA 3.12.4.1
24	4		2-6-0951 	C	2-6-0951-24	WEBBING, SIDE RELEASE, FEMALE CUT LENGTH 2 1/2" 	PARA 3.12.4.1
25	1		2-6-0951 	C	2-6-0951-25	HANDLE	PARA 3.12.4.1
26	1		2-6-0951 	C	2-6-0951-26	FASTENER, HOOK, 1" WIDE	PARA 3.12.6
27	2		2-6-0951 	C	2-6-0951-27	BACK SHOULDER STRAPS	PARA 3.12.4.2
28	1		2-6-0951 	C	2-6-0951-28	TOP BACK WEBBING	PARA 3.12.4.2
29	1					FASTENER, SLIDE, CUT LENGTH 47 1/2"	PARA 3.12.9.13
30	AR					TAPE BINDING, 1" WIDE	PARA 3.12.4.5
31	AR					THREAD, SIZE F	PARA 3.12.8.1
32	AR					THREAD, SIZE E	PARA 3.12.8.2
33	6					BUCKLE, SIDE RELEASE, FEMALE, 1"	PARA 3.12.1.2.16
34	6					BUCKLE, SIDE RELEASE, MALE, 1"	PARA 3.12.1.2.10

PARTS LIST	U.S. ARMY NATICK SOLDIER RESEARCH, DEVELOPMENT & ENGINEERING CENTER KANSAS STREET, NATICK MA. 01760-5056	CAGE 81337	PL2-6-0931	REVISION LTR A	DATE 12-12-14
LIST TITLE MEDICAL SUSTAINMENT BAG, CORPSMAN ASSAULT SYSTEM			APPROVED T. S. T. S.	REV AUTH NO. DR-S-033-12	SHEET <u>5</u> OF <u>    </u> SHEETS

FIND NO.	QTY RQD - 1	CAGE	DRAWING OR DOCUMENT NUMBER	DWG SIZE	PART OR IDENTIFYING NUMBER	NOMENCLATURE OR DESCRIPTION	MATERIAL SPECIFICATION
35	2		△1			D-RING, METAL	PARA 3.12.1.3.2
36	2		△1			GROMMET	PARA 3.12.1.6.1
37	2		△1			CORD, ROUND, CUT LENGTH 9"	PARA 3.12.10.3
38	1		2-6-0963 △1	C	2-6-0963-1	IDENTIFICATION & INSTRUCTION LABEL	PARA 3.25

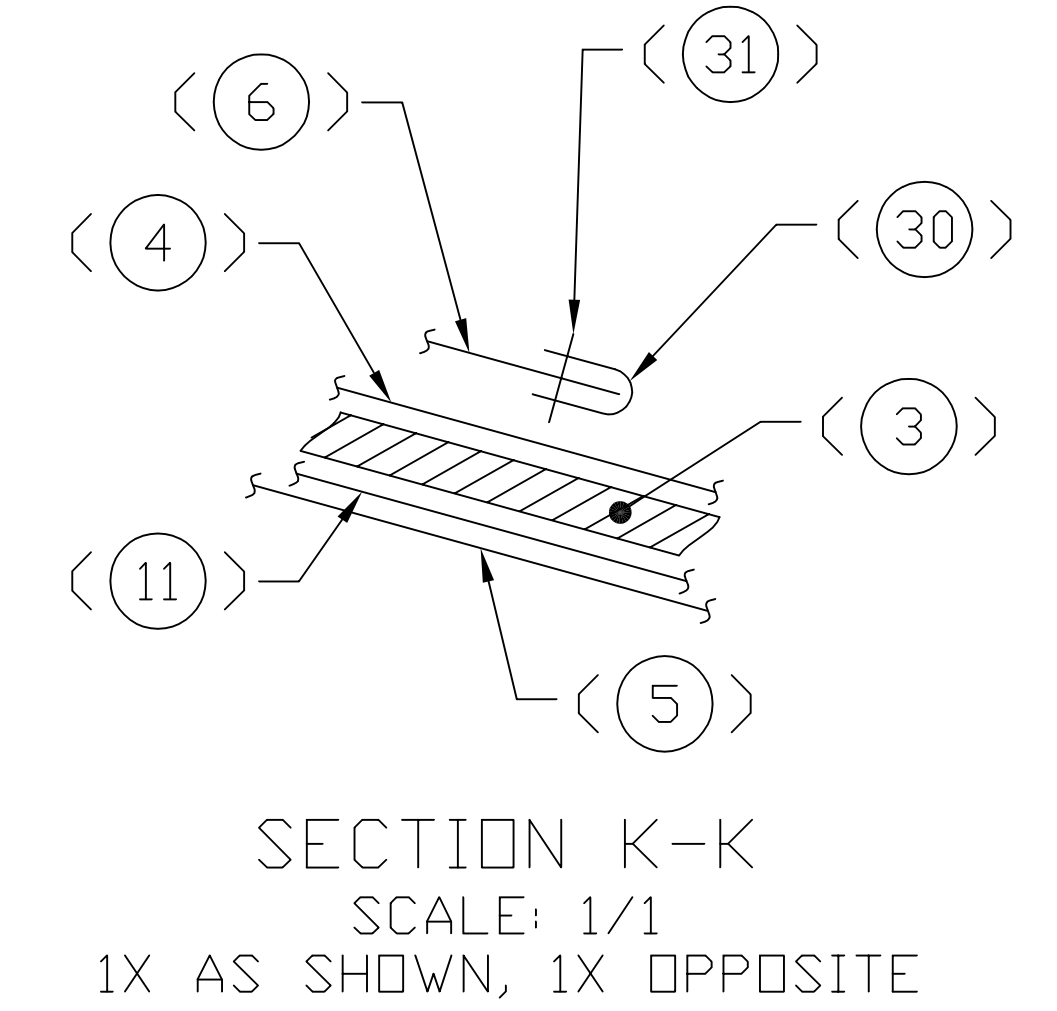
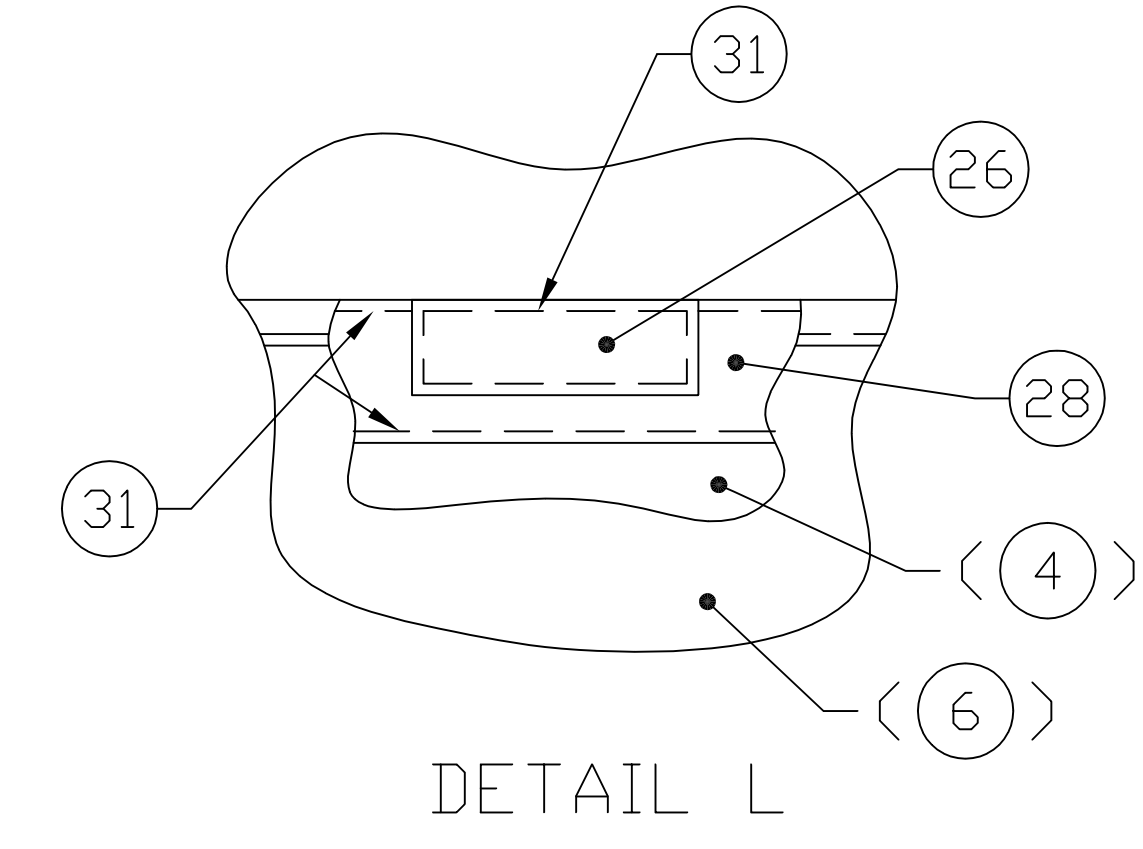
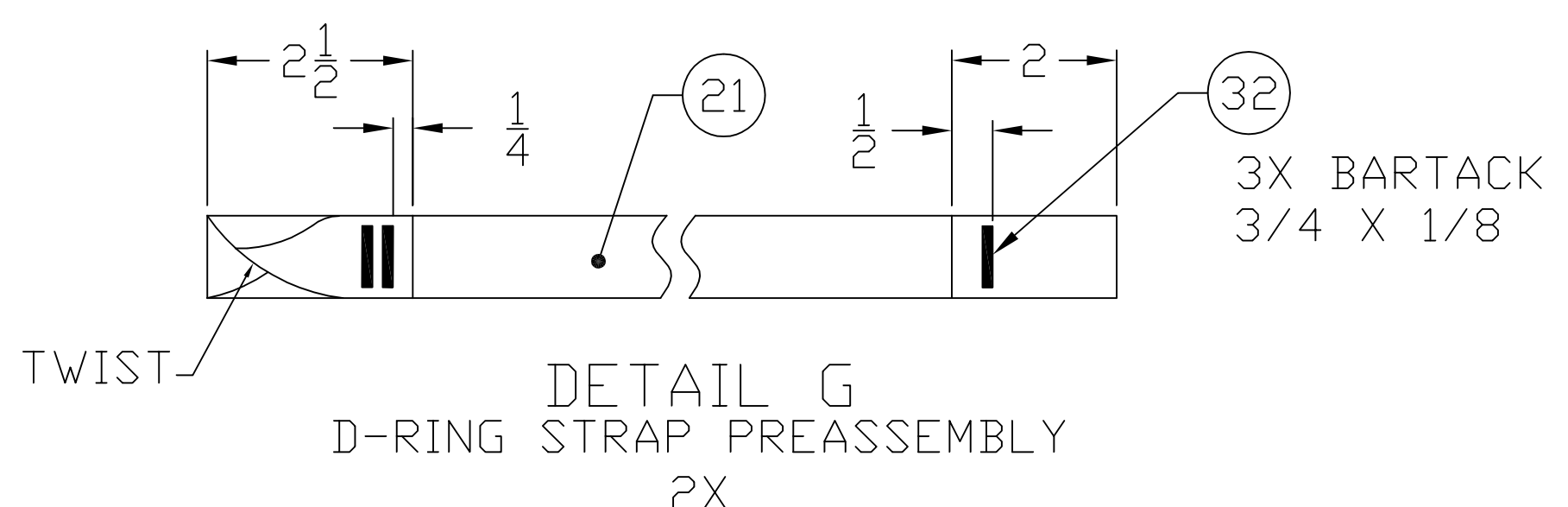
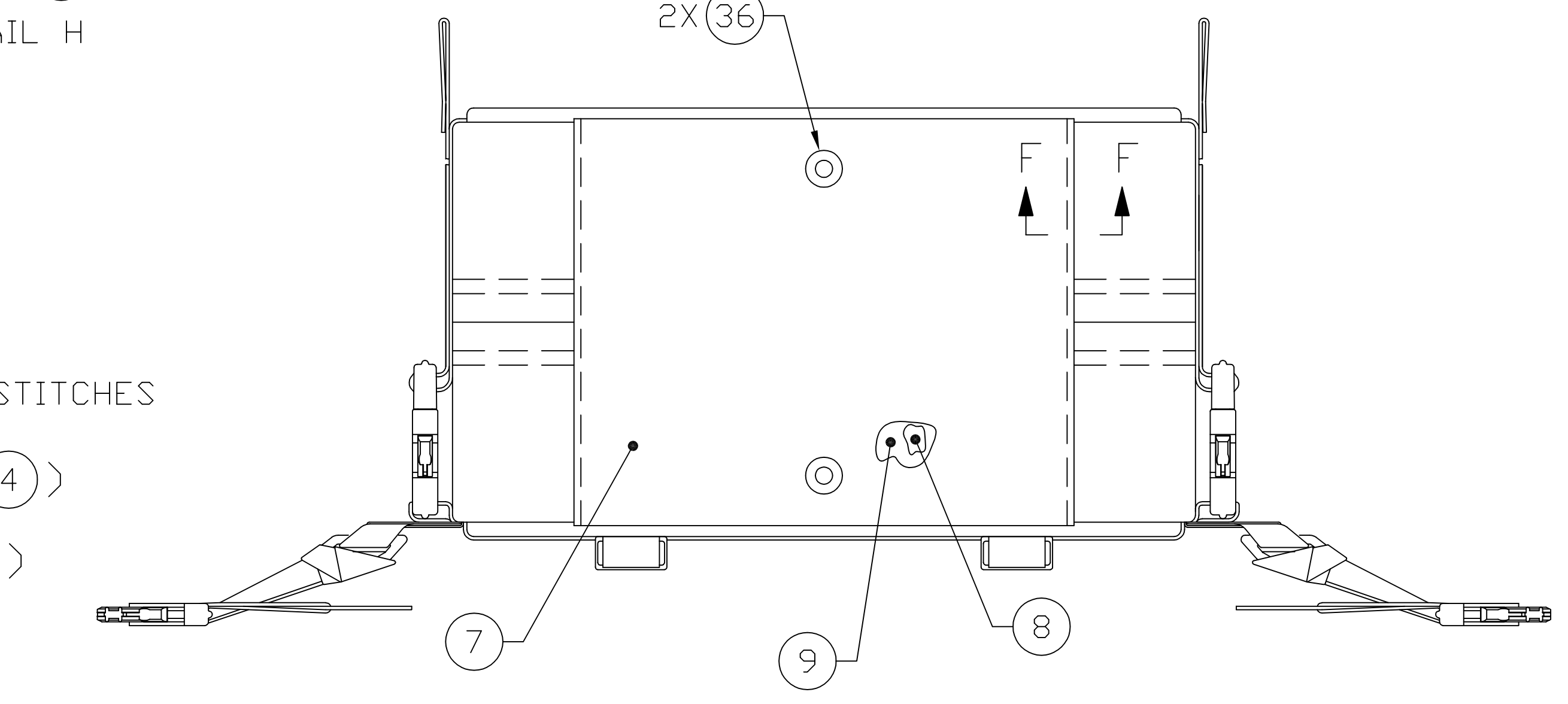
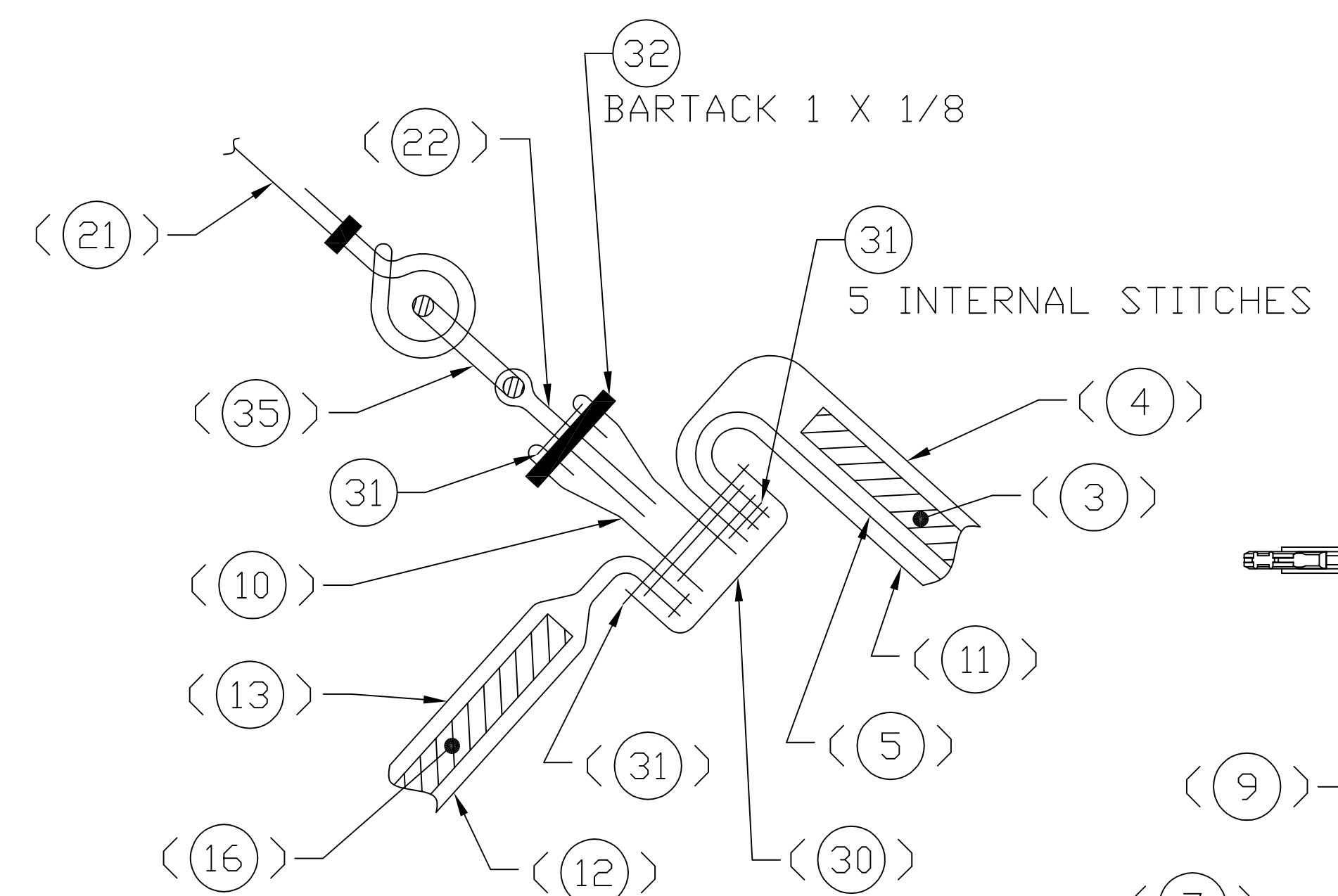
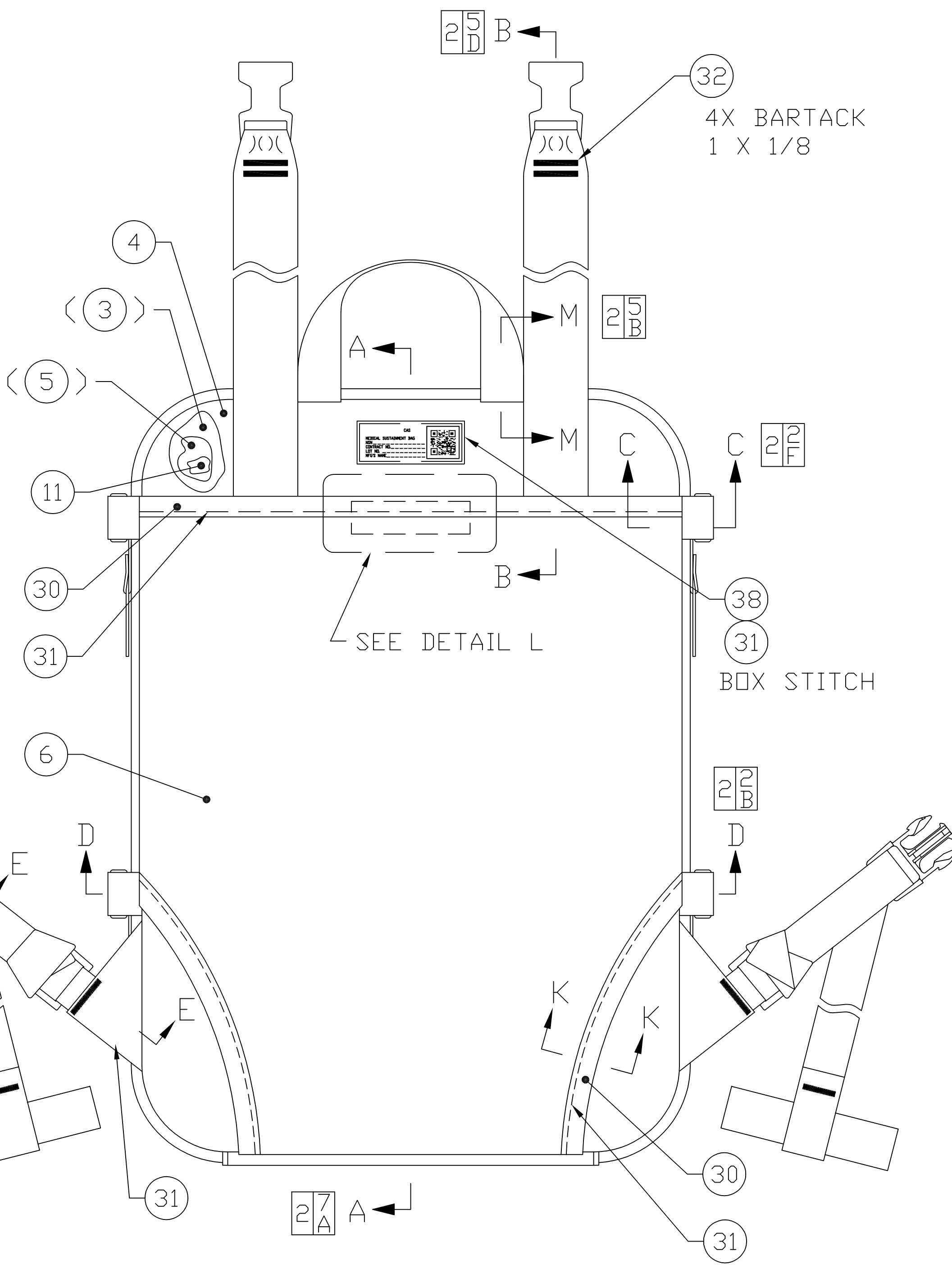
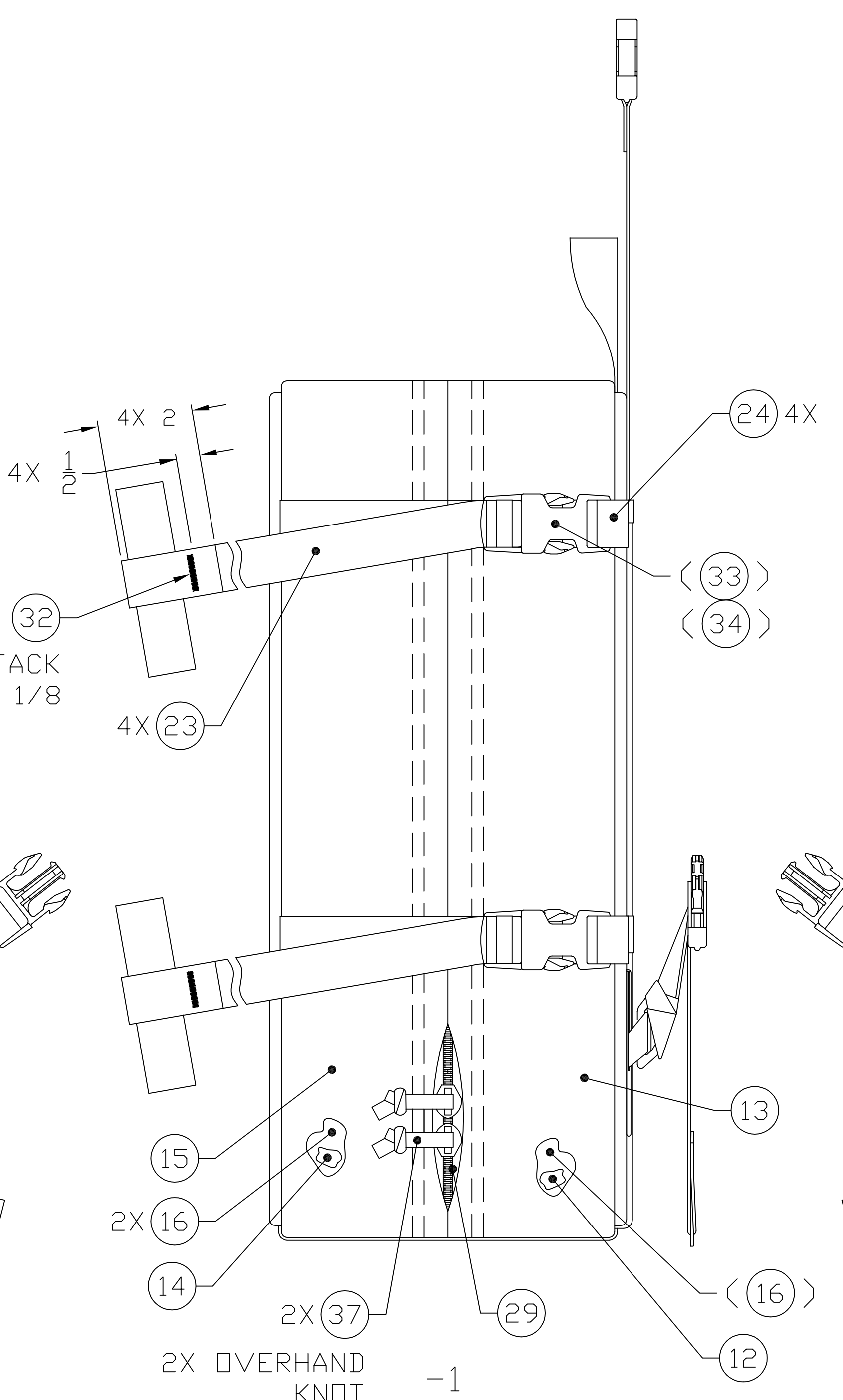
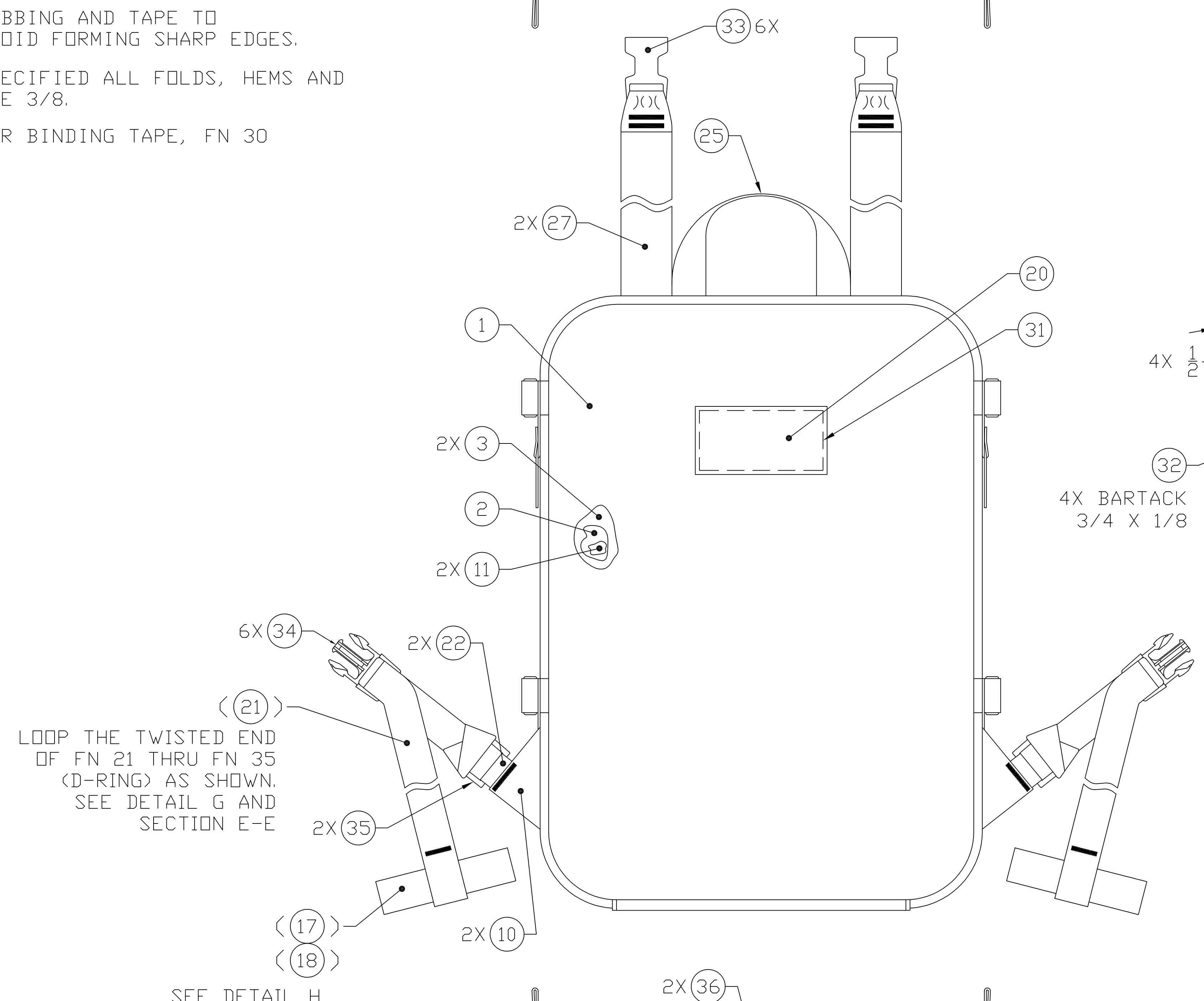
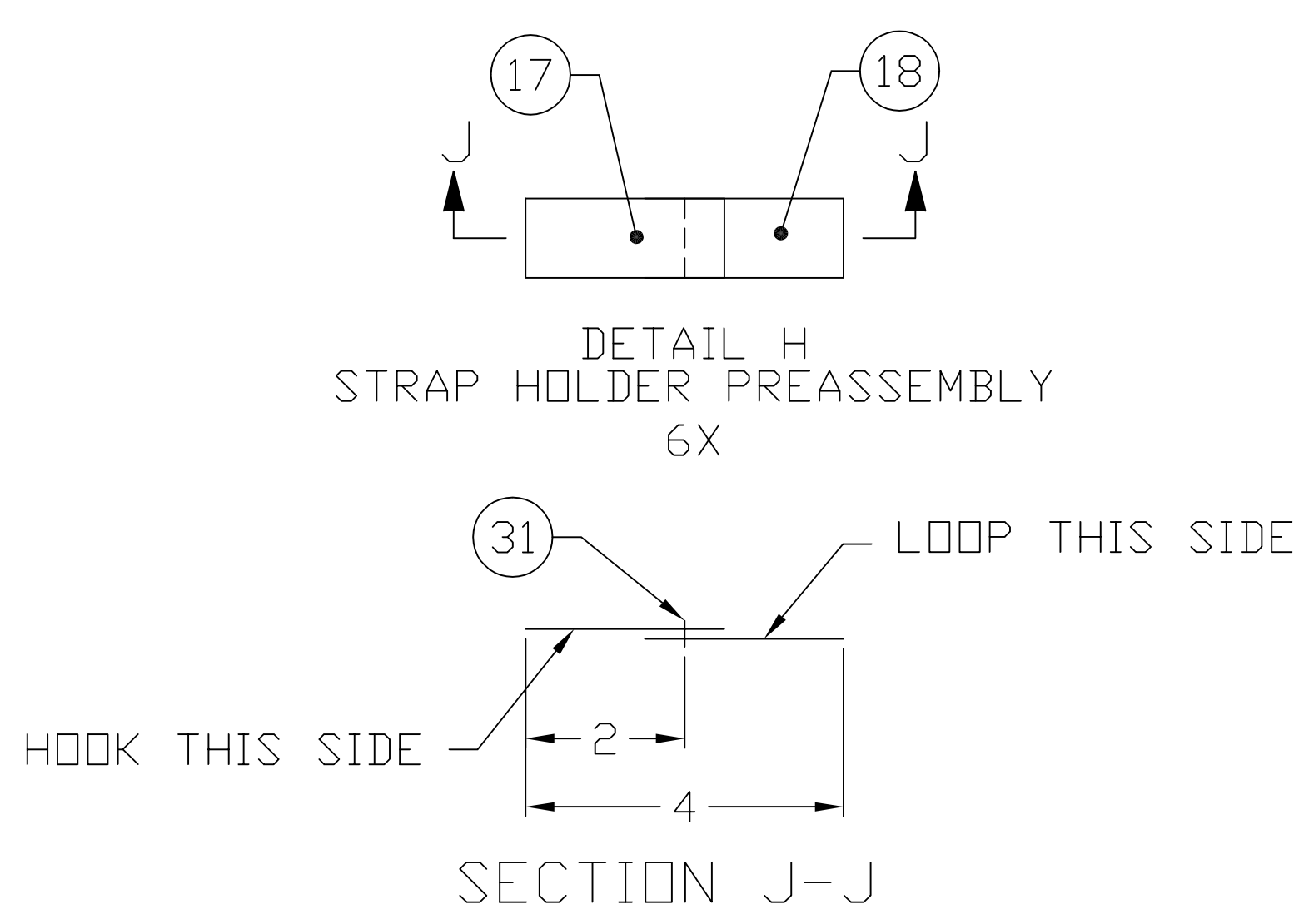
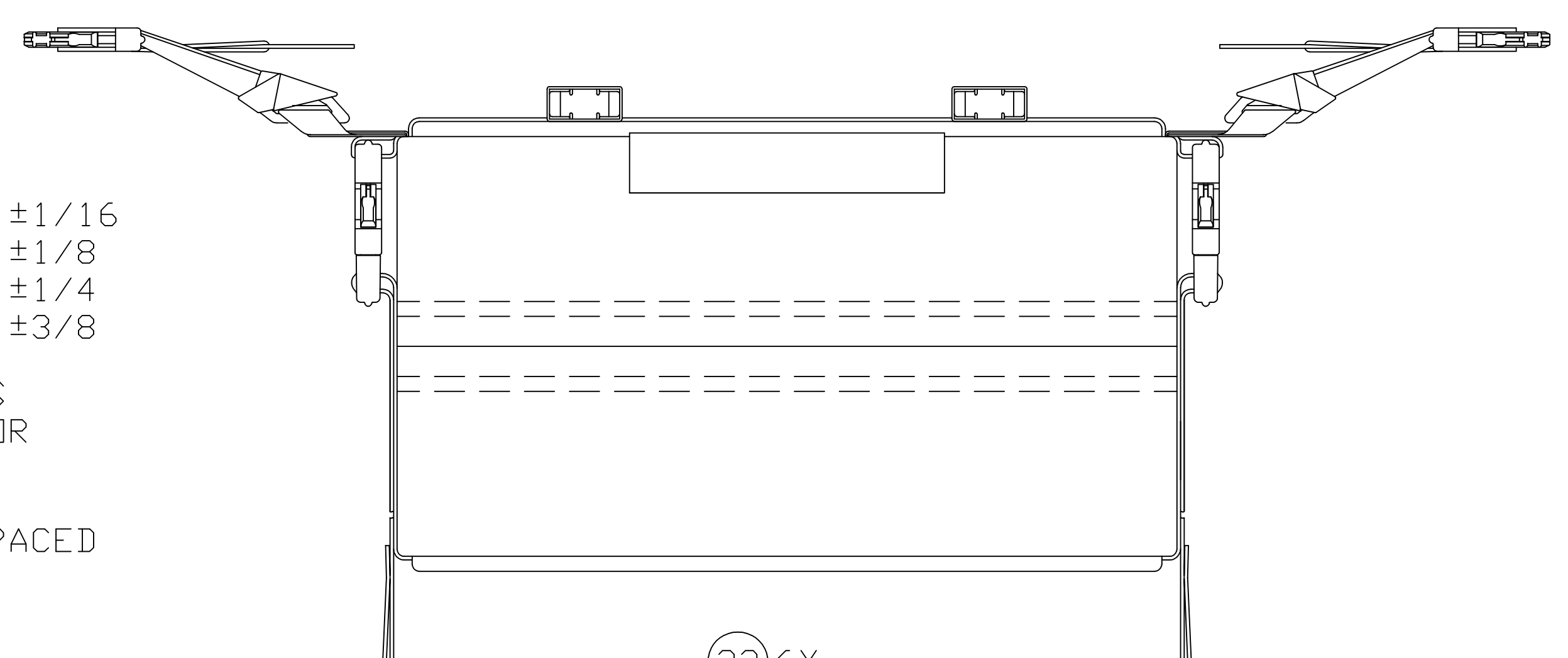


NOTES:

1. WORKMANSHIP, CONSTRUCTION, STITCHING AND QUALITY ASSURANCE PROVISIONS SHALL CONFORM TO PURCHASE DESCRIPTION, FAMILY OF IMPROVED LOAD BEARING EQUIPMENT DATED 01 MAY 2012.
2. UNLESS OTHERWISE SPECIFIED, TOLERANCES SHALL BE AS FOLLOWS:  
 1/8 INCH OR MORE BUT LESS THAN 2 INCHES --- ±1/16  
 2 INCHES OR MORE BUT LESS THAN 10 INCHES -- ±1/8  
 10 INCHES OR MORE BUT LESS THAN 36 INCHES - ±1/4  
 36 INCHES OR MORE ----- ±3/8
3. ALL STITCHING SHALL BE BACKSTITCHED NOT LESS THAN 1/2 INCH UNLESS TURNED UNDER BY A HEM OR HELD DOWN BY OTHER STITCHING.
4. ALL STITCHING TO BE 1/8 INCH FROM EDGE OR SPACED 1/8 INCH APART, UNLESS OTHERWISE SPECIFIED.
5. SEAR ALL ENDS OF WEBBING AND TAPE TO PREVENT FRAYING. AVOID FORMING SHARP EDGES.
6. UNLESS OTHERWISE SPECIFIED ALL FOLDS, HEMS AND TURN UNDERS SHALL BE 3/8.
7. OVERLAP THE INTERIOR BINDING TAPE, FN 30 BY 1".

REVISIONS				
ZONE/LTR	DESCRIPTION	PROJ OFCR	APVD	DATE
-	INITIAL RELEASE PER DR-S-023-12	T. S.	T. S.	12-08-01
A	REVISED PER DR-S-033-12	T. S.	T. S.	12-12-14

THIS DRAWING HAS BEEN GENERATED AND IS MAINTAINED BY A CAD SYSTEM. CHANGES SHALL ONLY BE INCORPORATED AS DIRECTED BY THE DESIGN ACTIVITY.



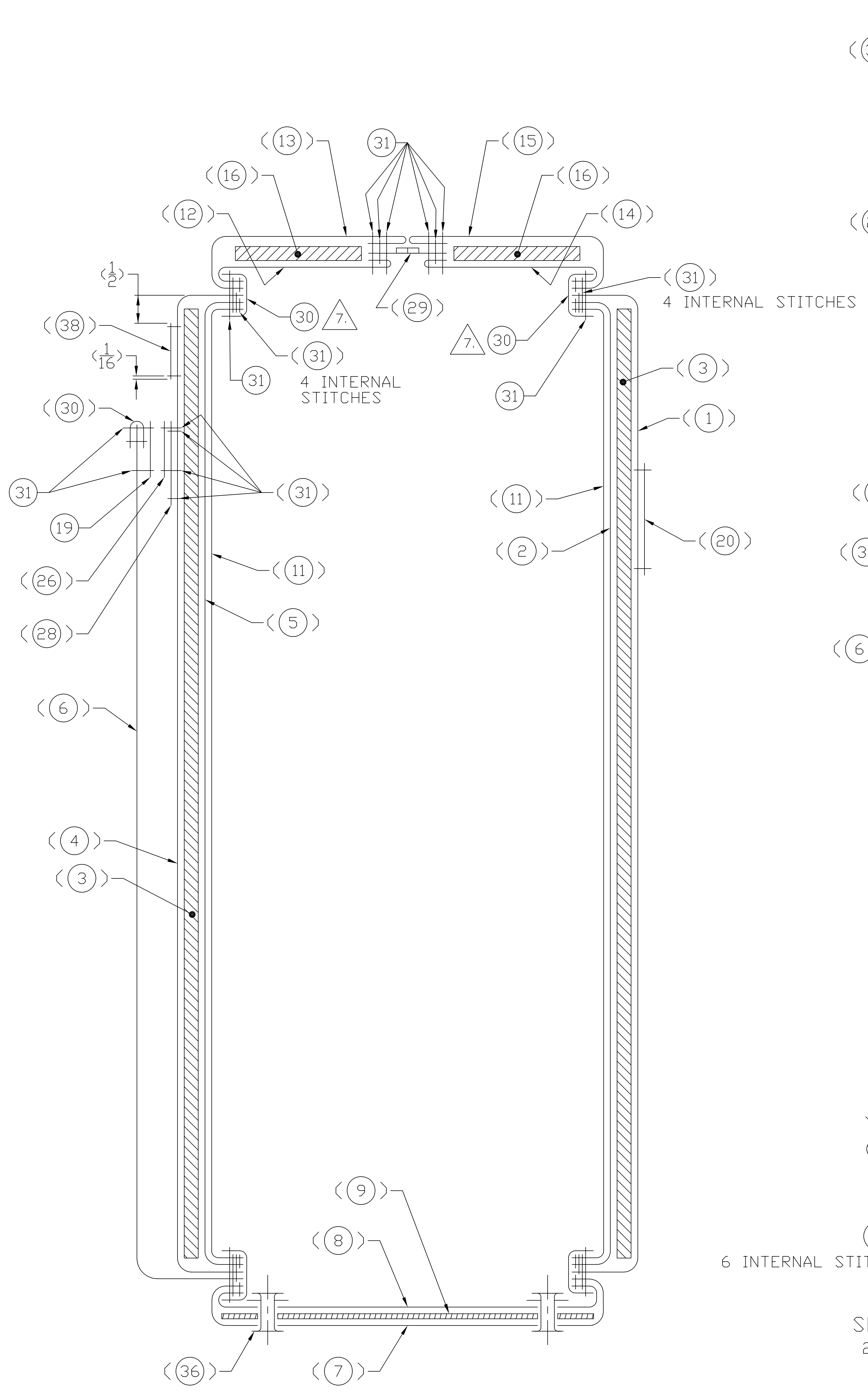
SEE SEPARATE PARTS LIST

UNLESS OTHERWISE SPECIFIED DIMENSIONS ARE IN INCHES		DATE 12-05-30		U.S. ARMY NATICK SOLDIER RESEARCH, DEVELOPMENT & ENGINEERING CENTER KANSAS STREET, NATICK MA. 01760-5056	
TOLERANCES:		DRAWN BY H. WELCH		MEDICAL SUSTAINMENT SYSTEM	
ANGLES	±	CHECKED F. KERRIGAN		BAG, CORPSMAN ASSAULT SYSTEM	
FRACTIONS	±	PROJ OFCR T. SCOTT		SIZE/CAGE	DRAWING NO.
2 PLACE DIM	±	APPROVAL DESIGN ACTIVITY		E 81337	2-6-0931
3 PLACE DIM	±	T. SCOTT		SCALE 1/2	UNIT WT.
		APPLICABLE SPEC			SHEET 1 OF 2

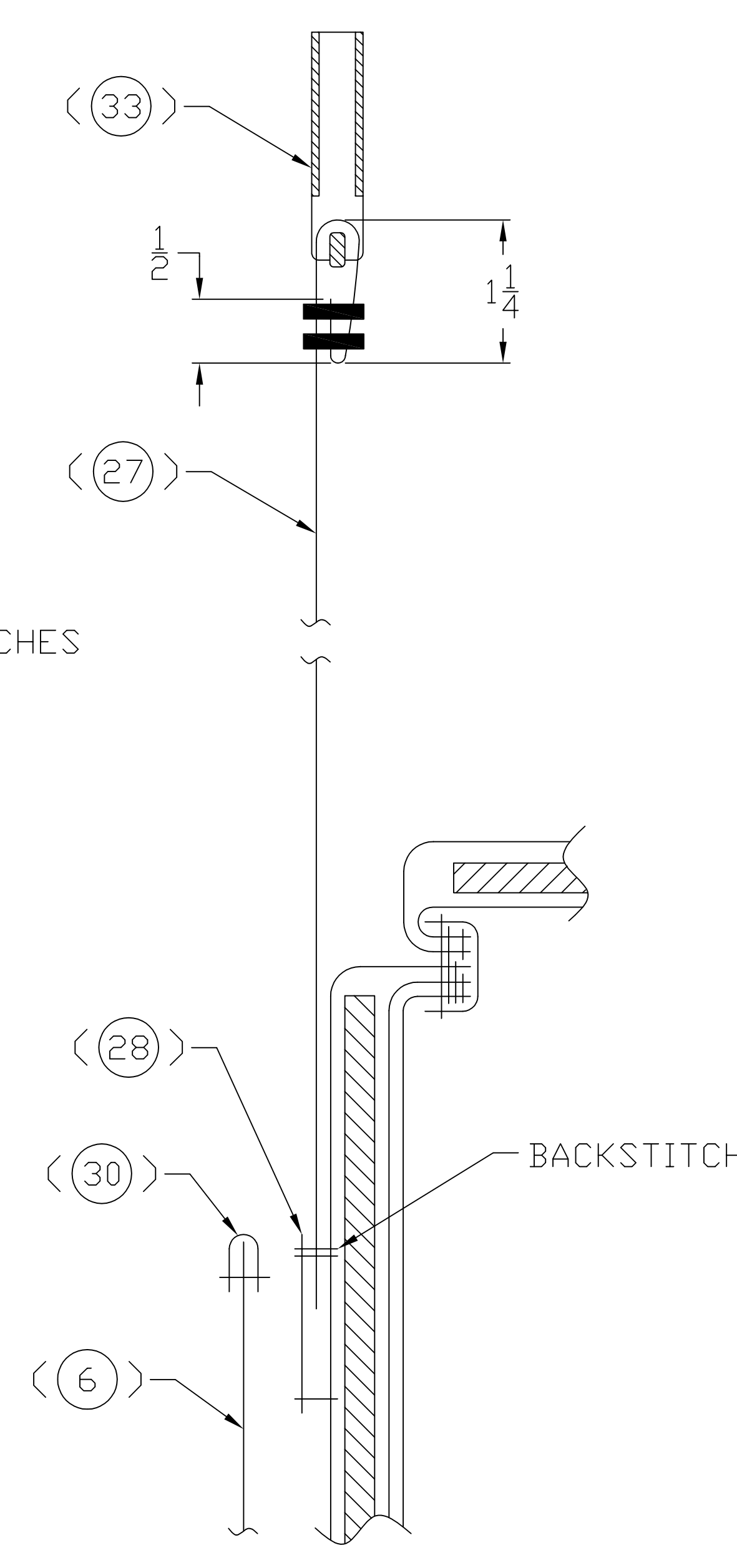
INTERPRET THIS DRAWING IN ACCORDANCE WITH ASME Y14.100		
A	A	REVISION
2	1	SHEET
REVISION STATUS OF SHEETS		

REVISIONS				
ZONE/LTR	DESCRIPTION	PROJ OFCR	APVD	DATE
-	INITIAL RELEASE PER DR-S-023-12	T. S.	T. S.	12-08-01
A	REVISED PER DR-S-033-12	T. S.	T. S.	12-12-14

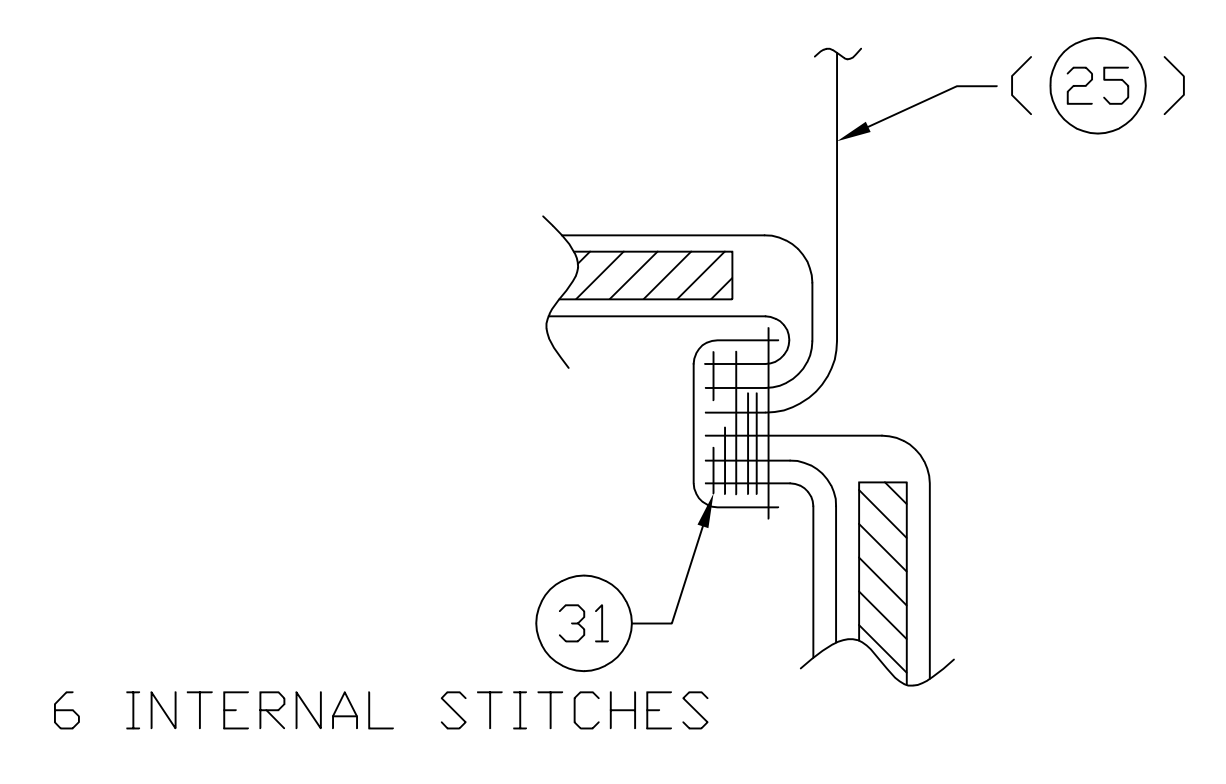
THIS DRAWING HAS BEEN GENERATED AND IS MAINTAINED BY A CAD SYSTEM. CHANGES SHALL ONLY BE INCORPORATED AS DIRECTED BY THE DESIGN ACTIVITY.



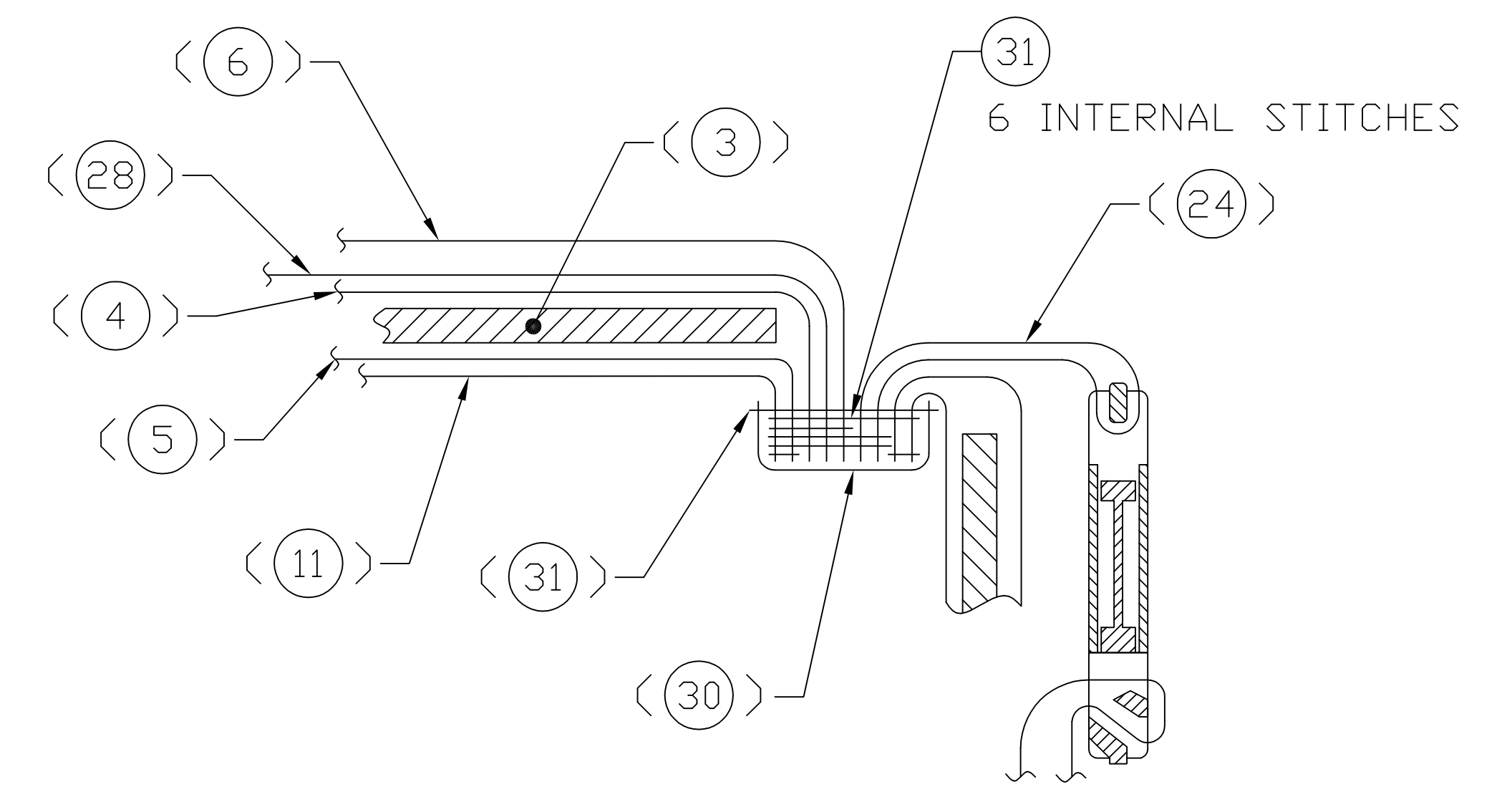
SECTION A-A  $\frac{1}{1}$   
SCALE: 1/1



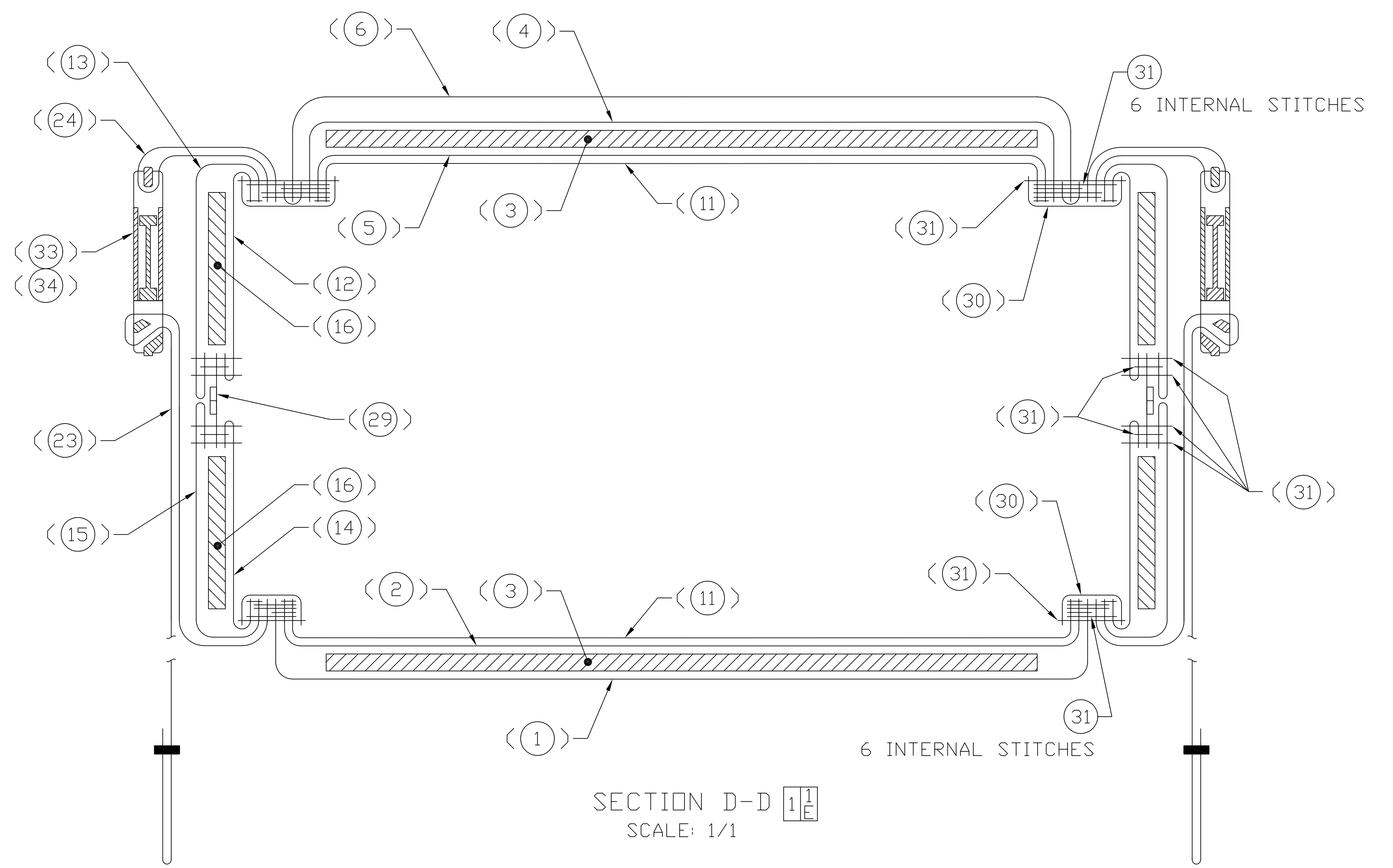
SECTION B-B  $\frac{1}{16}$   
2X, SCALE: 1/1



SECTION M-M  $\frac{1}{16}$   
2X, SCALE: 1/1



SECTION C-C  $\frac{1}{16}$   
1X AS SHOWN, 1X OPPOSITE  
SCALE: 1/1



SECTION D-D  $\frac{1}{16}$   
SCALE: 1/1

REVISIONS

REV	DESCRIPTION	PRJ DFCR	APVD	DATE
-	INITIAL RELEASE PER DR-S-023-12	T.S.	T.S.	12-08-01
A	REVISED PER DR-S-033-12	T.S.	T.S.	12-12-14

THIS DRAWING HAS BEEN GENERATED AND IS MAINTAINED BY A CAD SYSTEM. CHANGES SHALL ONLY BE INCORPORATED AS DIRECTED BY THE DESIGN ACTIVITY.

1. REFER TO PURCHASE DESCRIPTION, FAMILY OF IMPROVED LOAD BEARING EQUIPMENT, DATED 01 MAY 2012.

2. CUT LENGTHS ARE FOR REFERENCE ONLY.

DISTRIBUTION STATEMENT A  
THIS DOCUMENT IS APPROVED FOR PUBLIC RELEASE; DISTRIBUTION IS UNLIMITED.

REV LEVEL	A	A												
SHEET NO.	1	2												

INTERPRET THIS DRAWING IN ACCORDANCE WITH ASME Y14.100 REVISION STATUS OF SHEETS

UNLESS OTHERWISE SPECIFIED: DIMENSIONS ARE IN INCHES  
TOLERANCES:  
ANGLES ± -  
FRACTIONS ± -  
2 PLACE DIM ± -  
3 PLACE DIM ± -
















DATE 12-05-22  
DRAWN BY H. WELCH  
CHECKED F. KERRIGAN  
PRJ DFCR T. SCOTT  
APPROVED T. SCOTT

U.S. ARMY NATICK SOLDIER RESEARCH, DEVELOPMENT & ENGINEERING CENTER  
KANSAS STREET, NATICK MA. 01760-5056

DOUBLE POCKET PANEL,  
CORPSMAN ASSAULT SYSTEM

2-6-0944	2-6-0944	APPROVAL DESIGN ACTIVITY	SIZE	CAGE	DRAWING NO.
NEXT ASSY USED DN	APPLICABLE SPEC	T. SCOTT	A	81337	PL 2-6-0932
APPLICATION			SCALE: N/A	UNIT WT.	SHEET 1 OF 2

PARTS LIST	U.S. ARMY NATICK SOLDIER RESEARCH, DEVELOPMENT & ENGINEERING CENTER KANSAS STREET, NATICK MA. 01760-5056	CAGE 81337	PL2-6-0932	REVISION LTR A DATE 12-12-14
LIST TITLE DOUBLE POCKET PANEL, CORPSMAN ASSAULT SYSTEM			APPROVED T. S. T. S.	REV AUTH NO. DR-S-033-12
			SHEET 2	OF _____ SHEETS

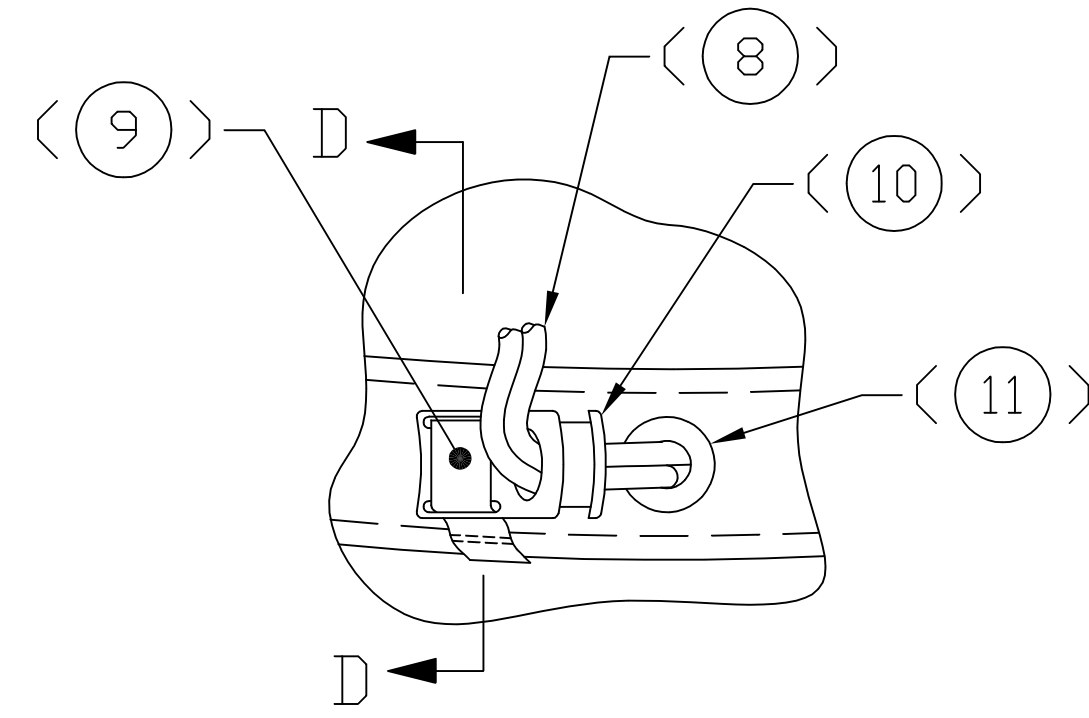
FIND NO.	QTY RQD -1	CAGE	DRAWING OR DOCUMENT NUMBER	DWG SIZE	PART OR IDENTIFYING NUMBER	NOMENCLATURE OR DESCRIPTION	MATERIAL SPECIFICATION
1	1		2-6-0960 	C	2-6-0960-2	FRONT PANEL	PARA 3.12.7.2 CLOTH, NYLON, 500D
2	1		2-6-0960 	C	2-6-0960-3	STIFFENER, PLASTIC, .03 THICK, CUT SIZE 8" X 8" 	PARA 3.12.3.1
3	1		2-6-0960 	C	2-6-0960-5	BACK PANEL	PARA 3.12.7.2 CLOTH, NYLON, 500D
4	2		2-6-0960 	C	2-6-0960-4	FASTENER, HOOK, 4" WIDE, CUT LENGTH 9" 	PARA 3.12.6
5	1		2-6-0960 	C	2-6-0960-1	DOUBLE POCKET PANEL	PARA 3.12.7.7
6	1					TAPE BINDING, 1" WIDE, CUT LENGTH 22 1/2"	PARA 3.12.4.5
7	AR					TAPE BINDING, 1" WIDE	PARA 3.12.4.5
8	1					CORD, ELASTIC, 1/8 DIA, CUT LENGTH 40"	PARA 3.12.10.2
9	2					TAPE, 3/8" WIDE, CUT LENGTH 4"	PARA 3.12.4.9
10	2					BARREL LOCK	PARA 3.12.1.1.2
11	2					EYELET	PARA 3.12.1.4.2
12	AR					THREAD, SIZE F	PARA 3.12.8.1
13	1		2-6-0963 	C	2-6-0963-1	IDENTIFICATION & INSTRUCTION LABEL	PARA 3.25

NOTES:

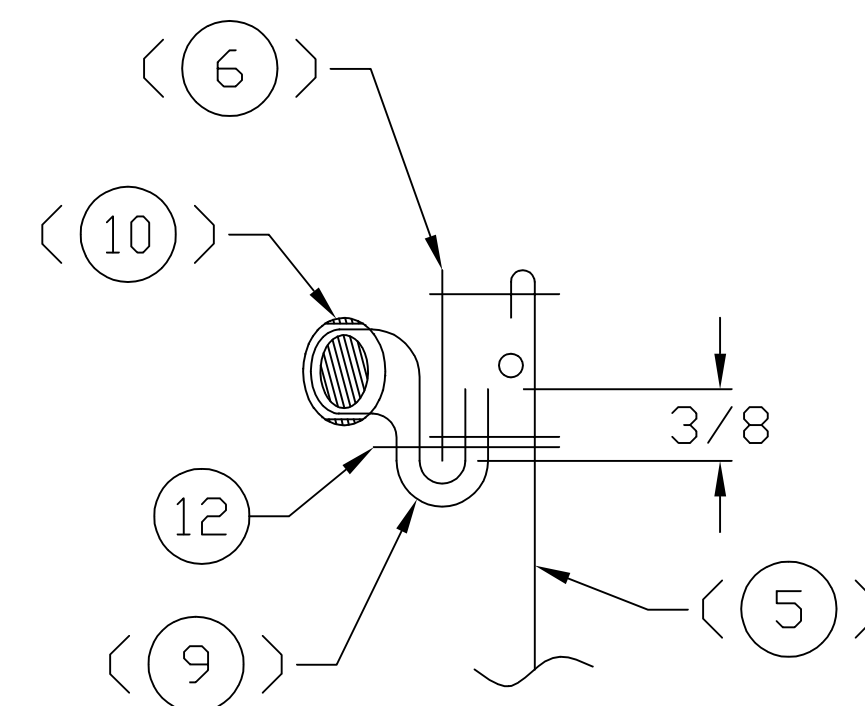
1. WORKMANSHIP, CONSTRUCTION, STITCHING AND QUALITY ASSURANCE PROVISIONS SHALL CONFORM TO PURCHASE DESCRIPTION, FAMILY OF IMPROVED LOAD BEARING EQUIPMENT DATED 10 MAY 2011.
2. UNLESS OTHERWISE SPECIFIED ALL FOLDS, HEMS AND TURN UNDERS SHALL BE 3/8".
3. UNLESS OTHERWISE SPECIFIED, TOLERANCES SHALL BE AS FOLLOWS:  
 1/8 INCH OR MORE BUT LESS THAN 2 INCHES --- ±1/16  
 2 INCHES OR MORE BUT LESS THAN 10 INCHES -- ±1/8  
 10 INCHES OR MORE BUT LESS THAN 36 INCHES - ±1/4
4. ALL STITCHING SHALL BE BACKSTITCHED NOT LESS THAN 1/2 INCH UNLESS TURNED UNDER BY A HEM OR HELD BY OTHER STITCHING.
5. ALL STITCHING TO BE 1/8 INCH FROM EDGE OR SPACED 1/8 INCH APART, UNLESS OTHERWISE SPECIFIED.
6. SEAR ALL ENDS OF CORD, WEBBING AND TAPE TO PREVENT FRAYING. AVOID FORMING SHARP EDGES.
7. BACKSTITCH OVER FN 8 IN 3 PLACES AS SHOWN. ENSURE THAT THE TOP MIDDLE, 1/2 INCH, BACKSTITCH CAPTURES FN 8.

REVISIONS				
ZONE/LTR	DESCRIPTION	PRJ DFCR	APYD	DATE
-	INITIAL RELEASE PER DR-S-023-12	T.S.	T.S.	12-08-01
A	REVISED PER DR-S-033-12	T.S.	T.S.	12-12-14

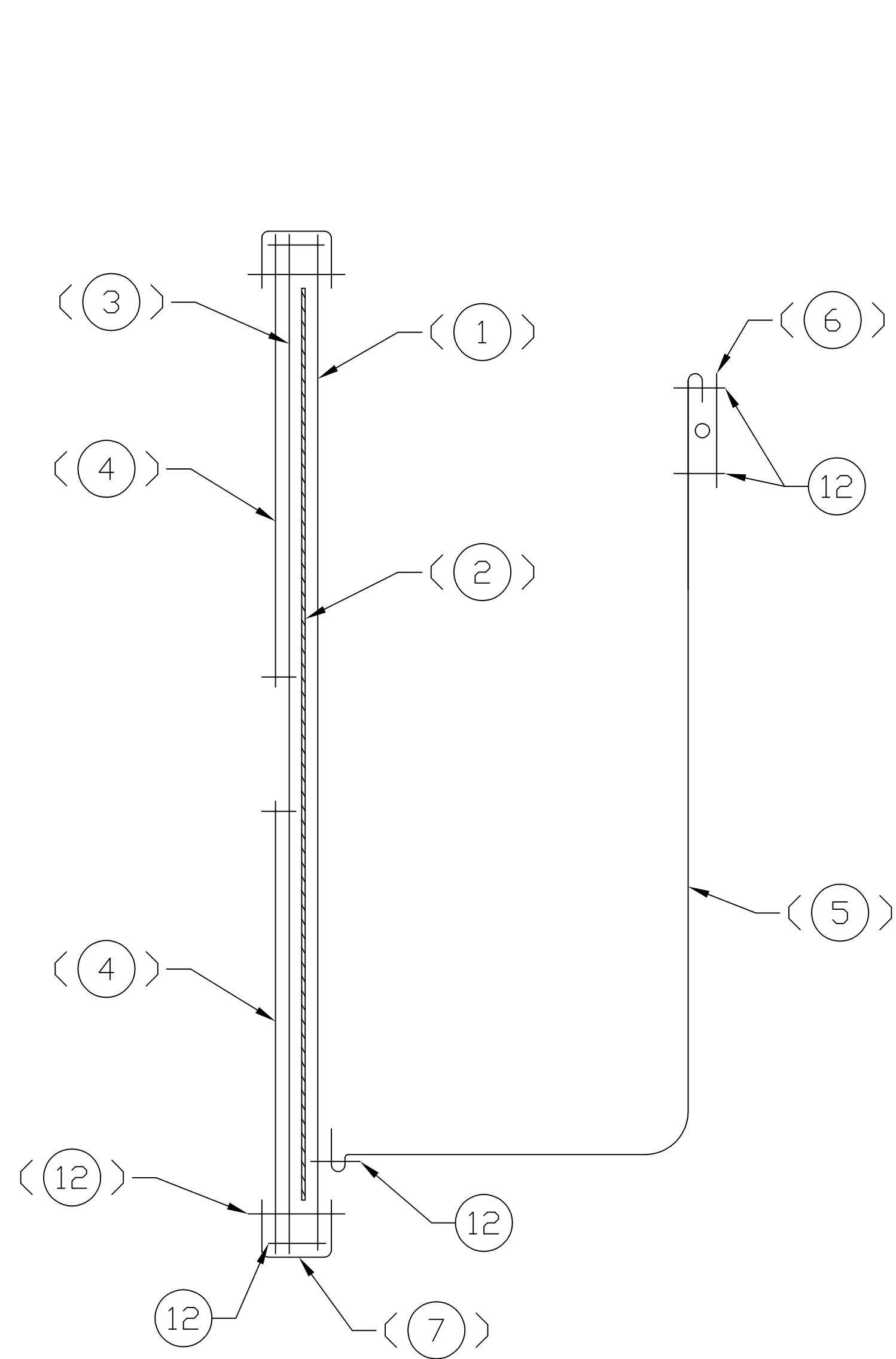
THIS DRAWING HAS BEEN GENERATED AND IS MAINTAINED BY A CAD SYSTEM. CHANGES SHALL ONLY BE INCORPORATED AS DIRECTED BY THE DESIGN ACTIVITY.



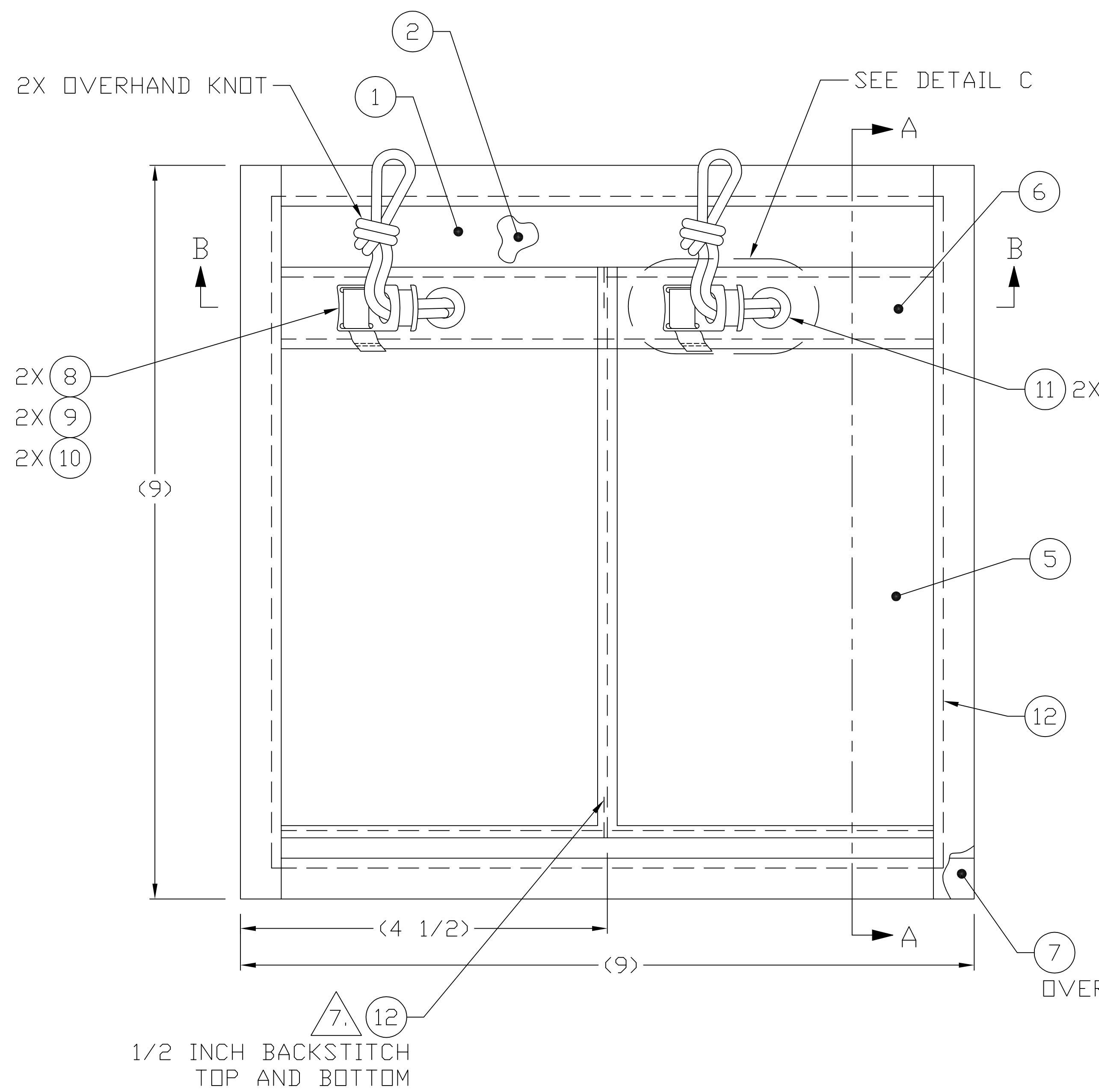
DETAIL C  
2X



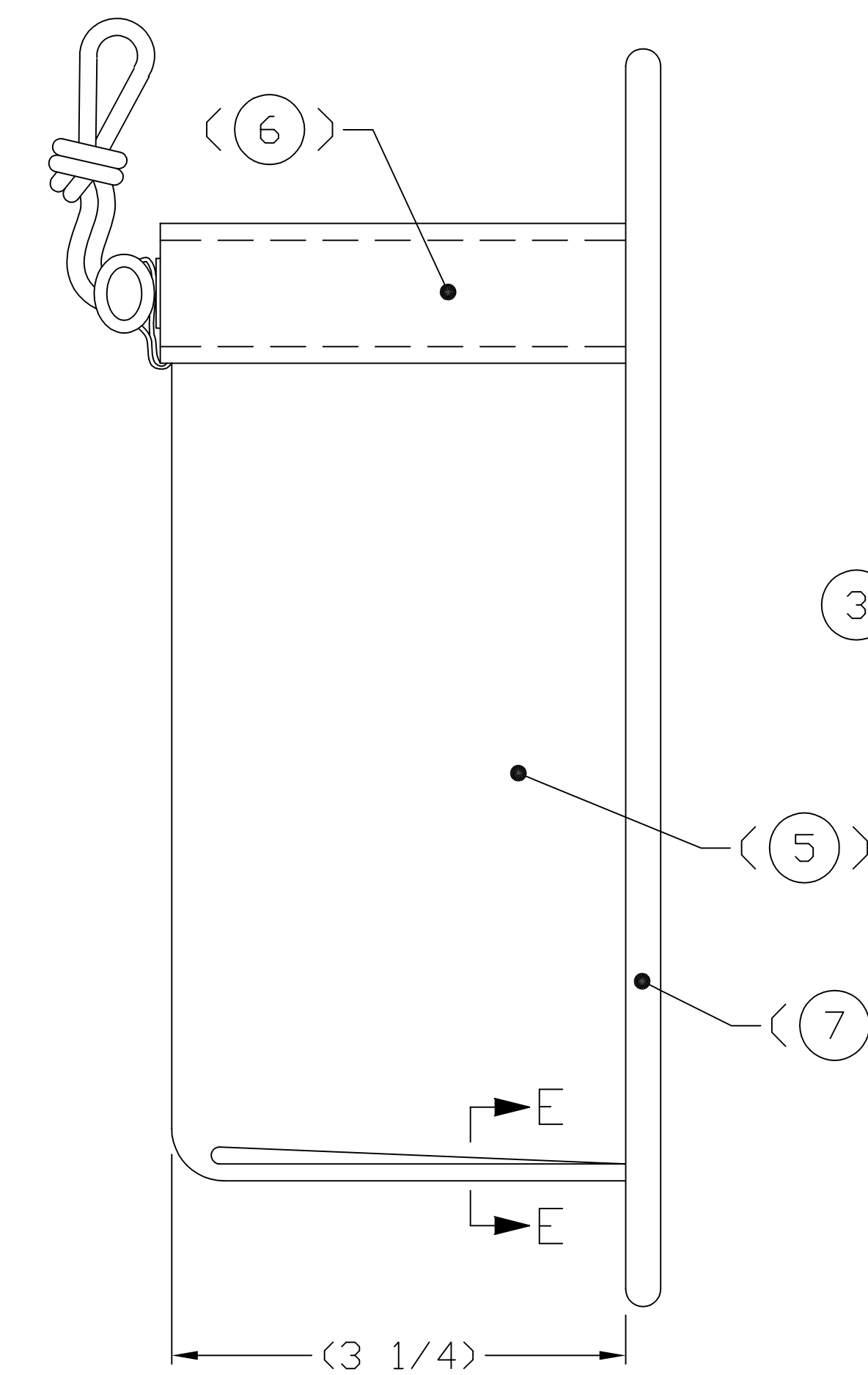
SECTION D-D



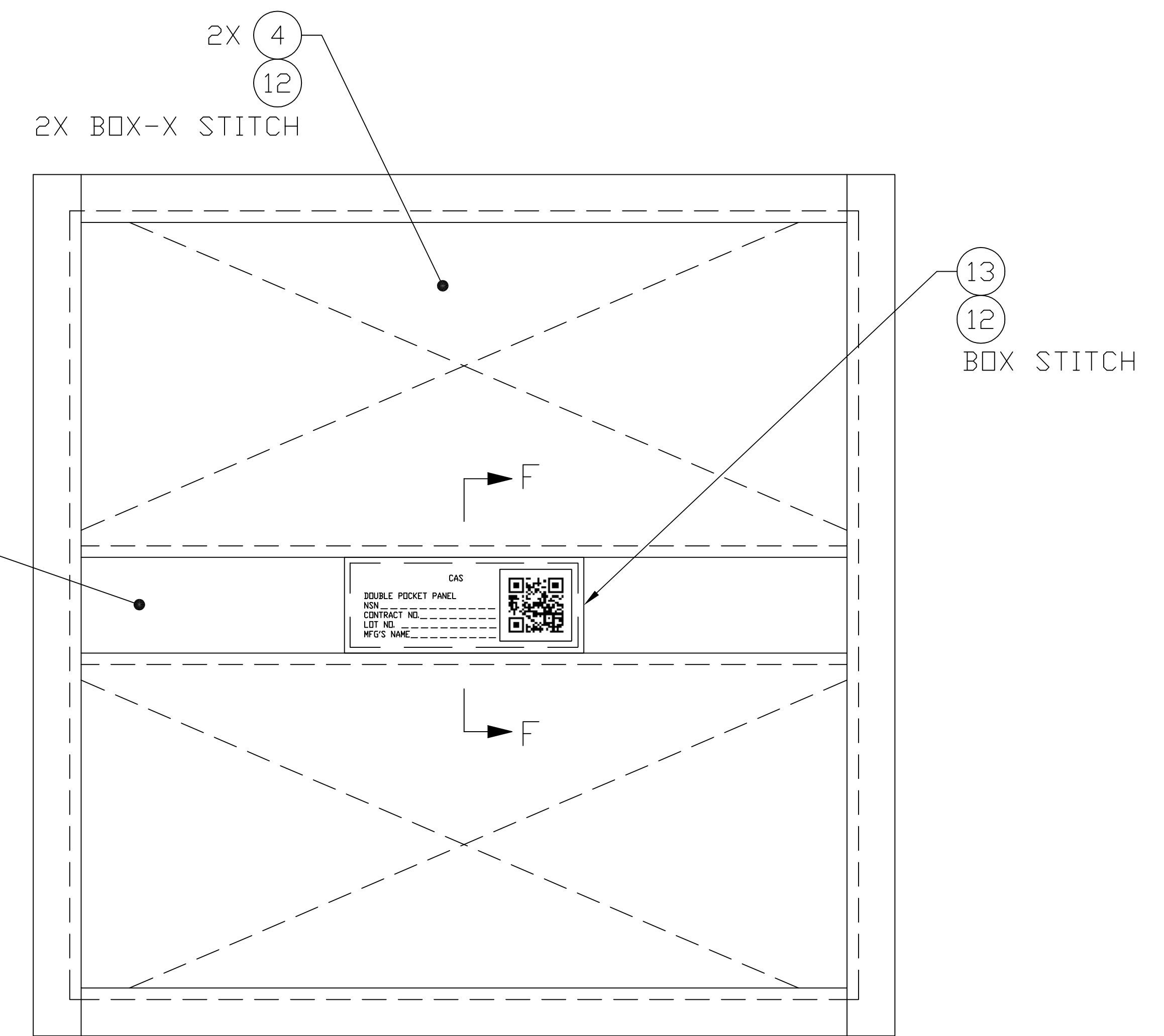
SECTION A-A



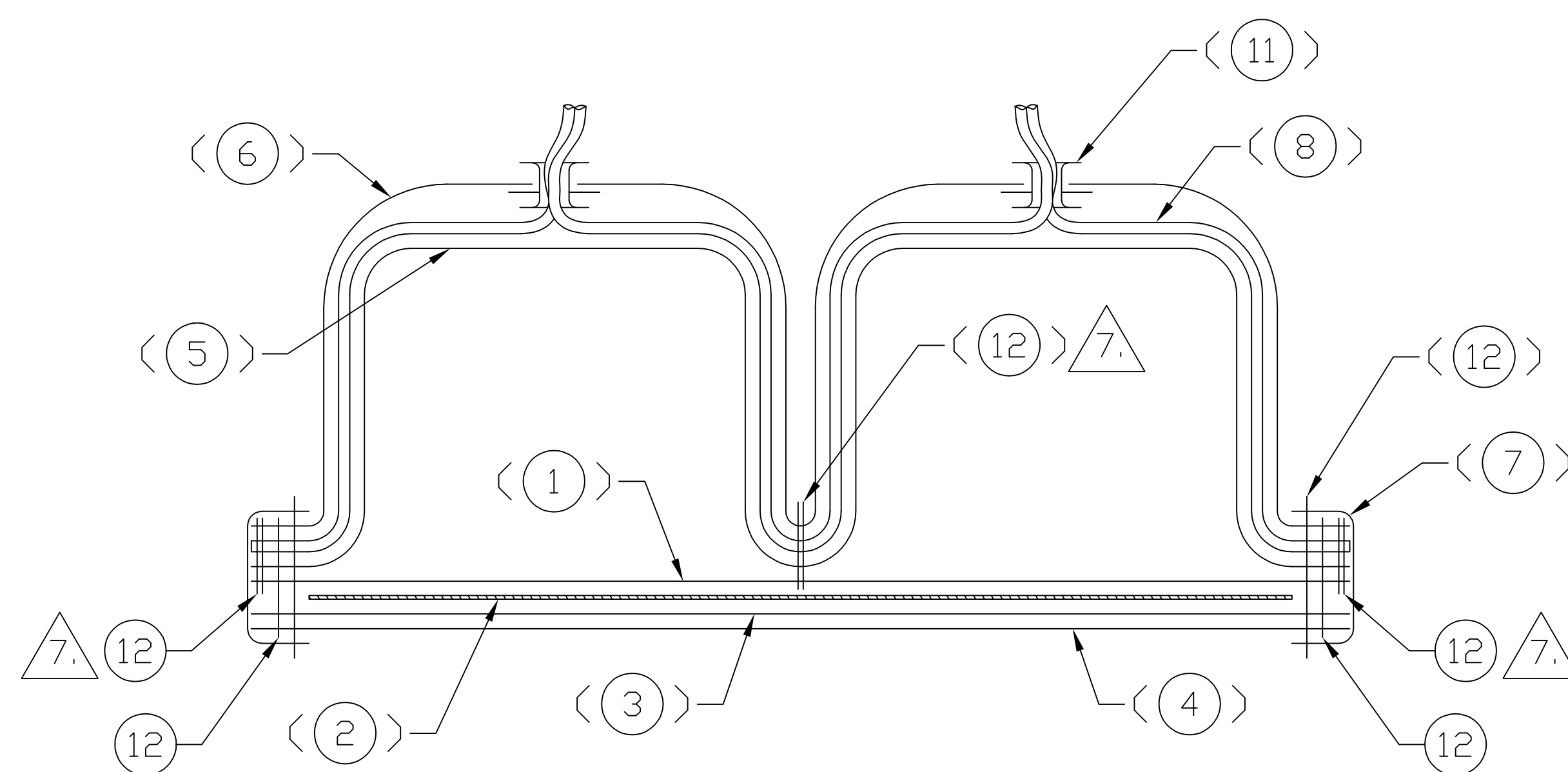
1/2 INCH BACKSTITCH  
TOP AND BOTTOM



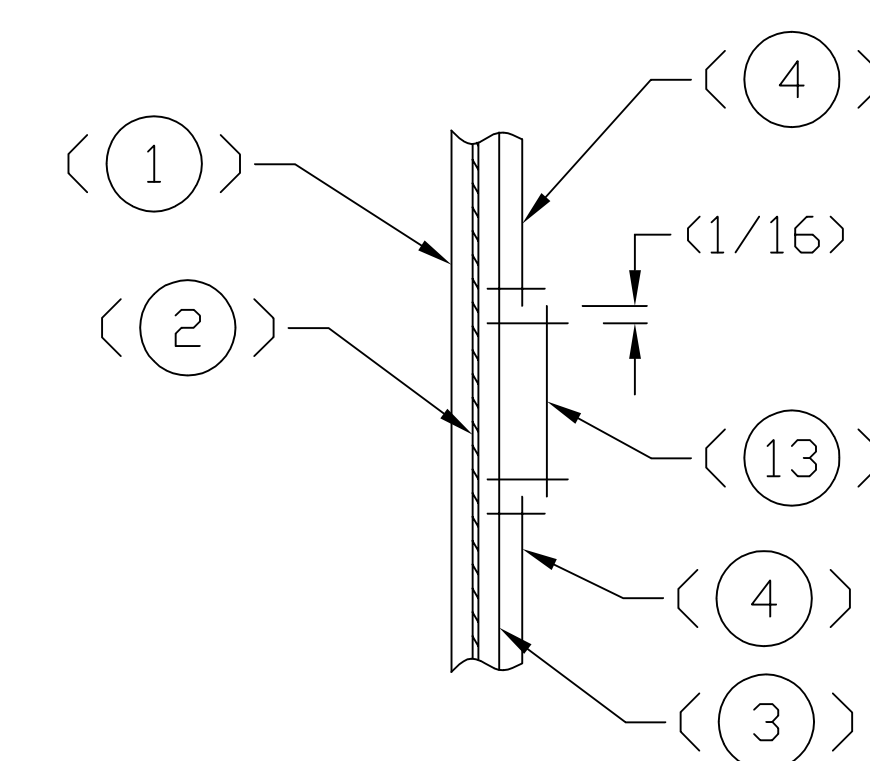
SECTION E-E  
2X AS SHOWN  
2X OPPOSITE



SECTION F-F



SECTION B-B



SECTION F-F

SEE SEPARATE PARTS LIST

UNLESS OTHERWISE SPECIFIED DIMENSIONS ARE IN INCHES		DATE 12-05-22		U.S. ARMY NATICK SOLDIER RESEARCH, DEVELOPMENT & ENGINEERING CENTER KANSAS STREET, NATICK MA 01760-5056	
TOLERANCES:		DRAWN BY H. WELCH		DOUBLE POCKET PANEL, CORPSMAN ASSAULT SYSTEM	
ANGLES	± 3	CHECKED F. KERRIGAN		DRAWING NO. 2-6-0932	
FRACTIONS	± 3/16	PRJ DFCR T. SCOTT		SCALE 1/1 UNIT WT. SHEET 1 OF 1	
2 PLACE DIM	± 1/8	APPROVED I. SCOTT		E 81337 2-6-0944	
3 PLACE DIM	± 1/16	APPROVAL DESIGN ACTIVITY		NEXT ASSY USED ON APPLICATION	
		APPLICABLE SPEC			

REVISIONS

REV	DESCRIPTION	PRJ DFCR	APVD	DATE
-	INITIAL RELEASE PER DR-S-023-12	T.S.	T.S.	12-08-01
A	REVISED PER DR-S-033-12	T.S.	T.S.	12-12-14

THIS DRAWING HAS BEEN GENERATED AND IS MAINTAINED BY A CAD SYSTEM. CHANGES SHALL ONLY BE INCORPORATED AS DIRECTED BY THE DESIGN ACTIVITY.

1. REFER TO PURCHASE DESCRIPTION, FAMILY OF IMPROVED LOAD BEARING EQUIPMENT, DATED 01 MAY 2012.

2. CUT LENGTHS ARE FOR REFERENCE ONLY.

DISTRIBUTION STATEMENT A  
THIS DOCUMENT IS APPROVED FOR PUBLIC RELEASE; DISTRIBUTION IS UNLIMITED.

REV LEVEL	A	A												
SHEET NO.	1	2												

INTERPRET THIS DRAWING IN ACCORDANCE WITH ASME Y14.100

REVISION STATUS OF SHEETS
















U.S. ARMY NATICK SOLDIER RESEARCH, DEVELOPMENT & ENGINEERING CENTER  
KANSAS STREET, NATICK MA. 01760-5056

UNLESS OTHERWISE SPECIFIED:  
DIMENSIONS ARE IN INCHES  
TOLERANCES:  
ANGLES ± -  
FRACTIONS ± -  
2 PLACE DIM ± -  
3 PLACE DIM ± -

TRIPLE POCKET PANEL,  
CORPSMAN ASSAULT SYSTEM

DATE 12-05-22		DRAWN BY H. WELCH		SIZE/CAGE	DRAWING NO.
CHECKED F. KERRIGAN		PRJ DFCR T. SCOTT			
APPROVED T. SCOTT		APPROVAL DESIGN ACTIVITY		SCALE: N/A	UNIT WT.
T. SCOTT		APPLICABLE SPEC			
2-6-0944	2-6-0944	APPLICABLE SPEC		A	81337
NEXT ASSY	USED DN	APPLICABLE SPEC		PL	2-6-0933
APPLICATION				SHEET 1	OF 2

PARTS LIST	U.S. ARMY NATICK SOLDIER RESEARCH, DEVELOPMENT & ENGINEERING CENTER KANSAS STREET, NATICK MA. 01760-5056	CAGE 81337	PL2-6-0933	REVISION LTR A DATE 12-12-14
LIST TITLE TRIPLE POCKET PANEL, CORPSMAN ASSAULT SYSTEM			APPROVED T. S. T. S.	REV AUTH NO. DR-S-033-12
			SHEET 2	OF SHEETS

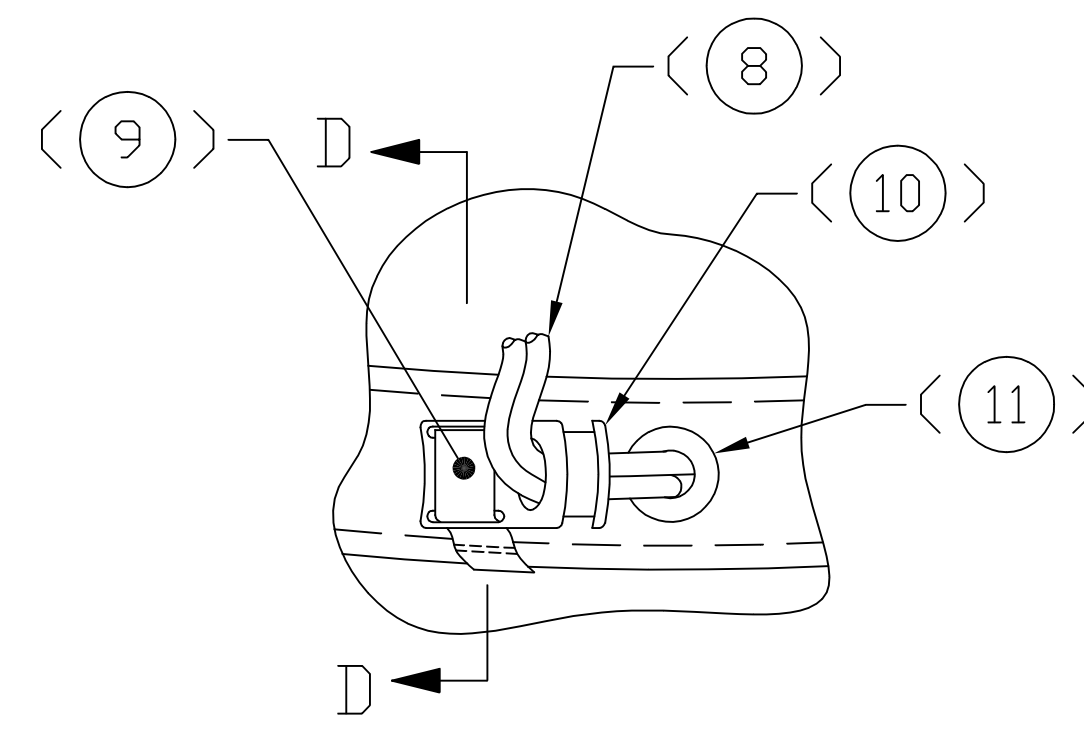
FIND NO.	QTY RQD	CAGE	DRAWING OR DOCUMENT NUMBER	DWG SIZE	PART OR IDENTIFYING NUMBER	NOMENCLATURE OR DESCRIPTION	MATERIAL SPECIFICATION
	-1						
1	1		2-6-0962 	C	2-6-0962-2	FRONT PANEL	PARA 3.12.7.2 CLOTH, NYLON, 500D
2	1		2-6-0962 	C	2-6-0962-3	STIFFENER, PLASTIC, .03 THICK, CUT SIZE 8" X 10" 	PARA 3.12.3.1
3	1		2-6-0962 	C	2-6-0962-5	BACK PANEL	PARA 3.12.7.2 CLOTH, NYLON, 500D
4	2		2-6-0962 	C	2-6-0962-4	FASTENER, HOOK, 4" WIDE, CUT LENGTH 11" 	PARA 3.12.6
5	1		2-6-0962 	C	2-6-0962-1	TRIPLE POCKET PANEL	PARA 3.12.7.7
6	1					TAPE BINDING, 1" WIDE, CUT LENGTH 30 1/2"	PARA 3.12.4.5
7	AR					TAPE BINDING, 1" WIDE	PARA 3.12.4.5
8	1					CORD, ELASTIC, 1/8 DIA, CUT LENGTH 49 1/2"	PARA 3.12.10.2
9	3					TAPE, 3/8" WIDE, CUT LENGTH 4"	PARA 3.12.4.9
10	3					BARREL LOCK	PARA 3.12.1.1.2
11	3					EYELET	PARA 3.12.1.4.2
12	AR					THREAD, SIZE F	PARA 3.12.8.1
13	1		2-6-0963 	C	2-6-0963-1	IDENTIFICATION & INSTRUCTION LABEL	PARA 3.25

NOTES:

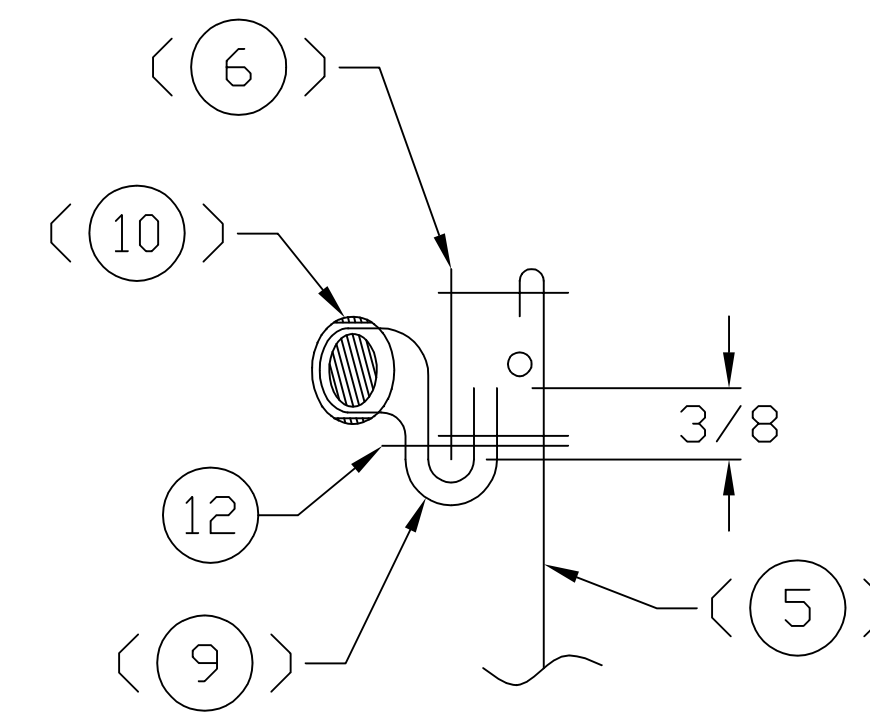
1. WORKMANSHIP, CONSTRUCTION, STITCHING AND QUALITY ASSURANCE PROVISIONS SHALL CONFORM TO PURCHASE DESCRIPTION, FAMILY OF IMPROVED LOAD BEARING EQUIPMENT DATED 01 MAY 2012.
2. UNLESS OTHERWISE SPECIFIED ALL FOLDS, HEMS AND TURN UNDERS SHALL BE 3/8".
3. UNLESS OTHERWISE SPECIFIED, TOLERANCES SHALL BE AS FOLLOWS:  
 1/8 INCH OR MORE BUT LESS THAN 2 INCHES --- ±1/16  
 2 INCHES OR MORE BUT LESS THAN 10 INCHES -- ±1/8  
 10 INCHES OR MORE BUT LESS THAN 36 INCHES - ±1/4
4. ALL STITCHING SHALL BE BACKSTITCHED NOT LESS THAN 1/2 INCH UNLESS TURNED UNDER BY A HEM OR HELD BY OTHER STITCHING.
5. ALL STITCHING TO BE 1/8 INCH FROM EDGE OR SPACED 1/8 INCH APART, UNLESS OTHERWISE SPECIFIED.
6. SEAR ALL ENDS OF CORD, WEBBING AND TAPE TO PREVENT FRAYING. AVOID FORMING SHARP EDGES.
7. BACKSTITCH OVER FN 8 IN 4 PLACES AS SHOWN. ENSURE THAT THE TWO TOP INNER, 1/2 INCH, BACKSTITCHES CAPTURE FN 8.

REVISIONS		PROJ OFCR	APYD	DATE
ZONE/CTR	DESCRIPTION			
-	INITIAL RELEASE PER DR-S-023-12	T.S.	T.S.	12-08-01
A	REVISED PER DR-S-033-12	T.S.	T.S.	12-12-14

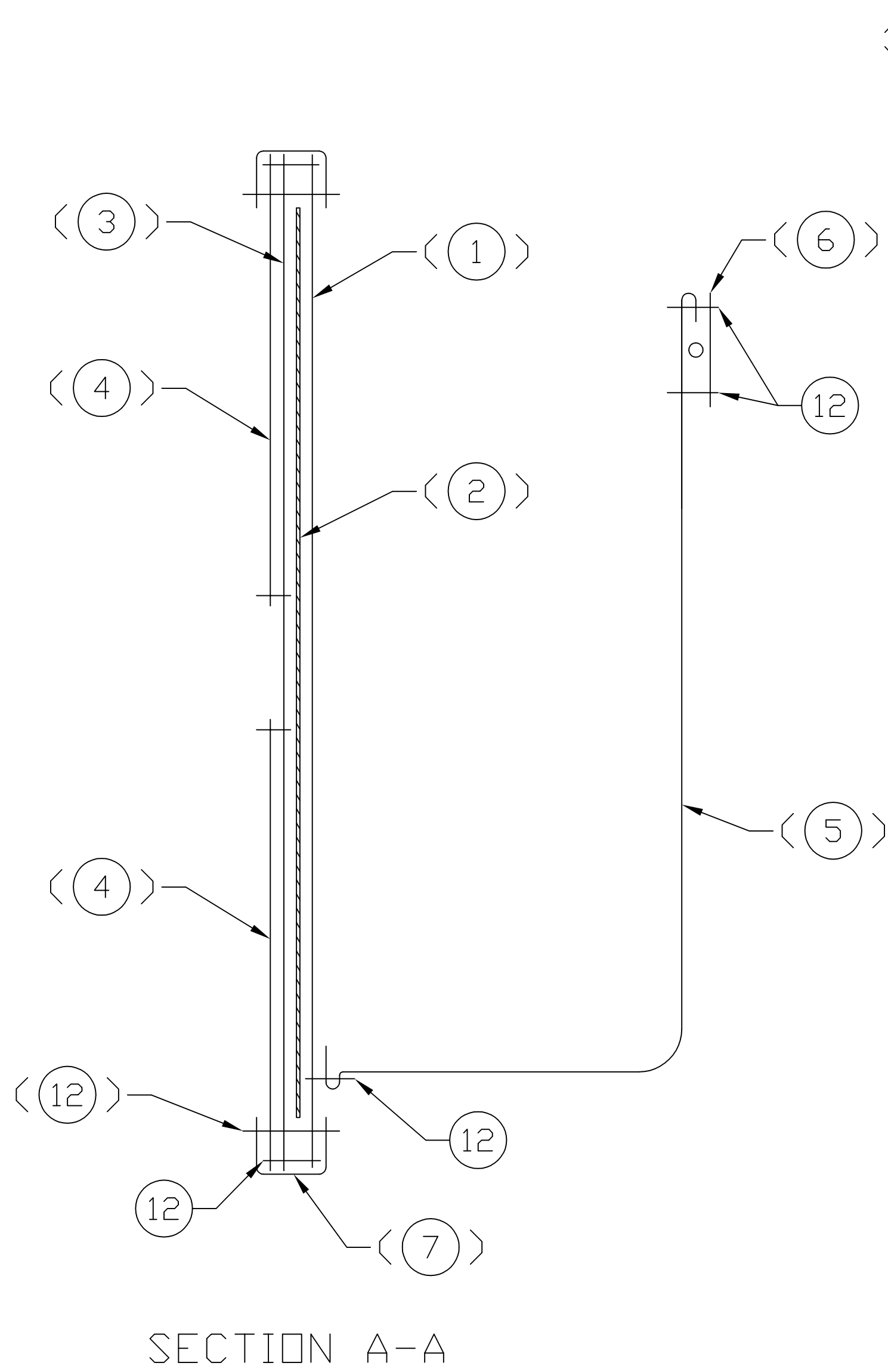
THIS DRAWING HAS BEEN GENERATED AND IS MAINTAINED BY A CAD SYSTEM. CHANGES SHALL ONLY BE INCORPORATED AS DIRECTED BY THE DESIGN ACTIVITY.



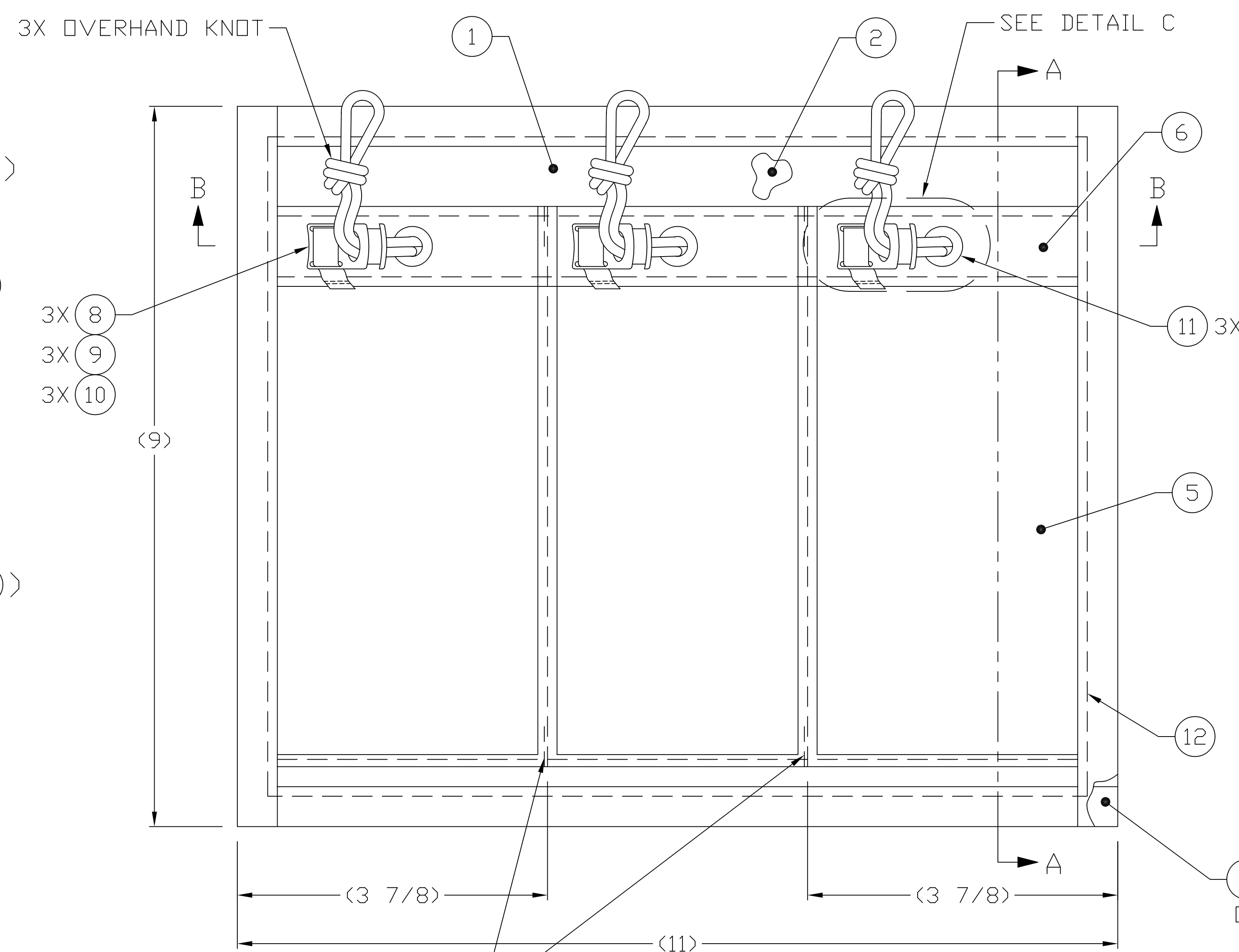
DETAIL C  
3X



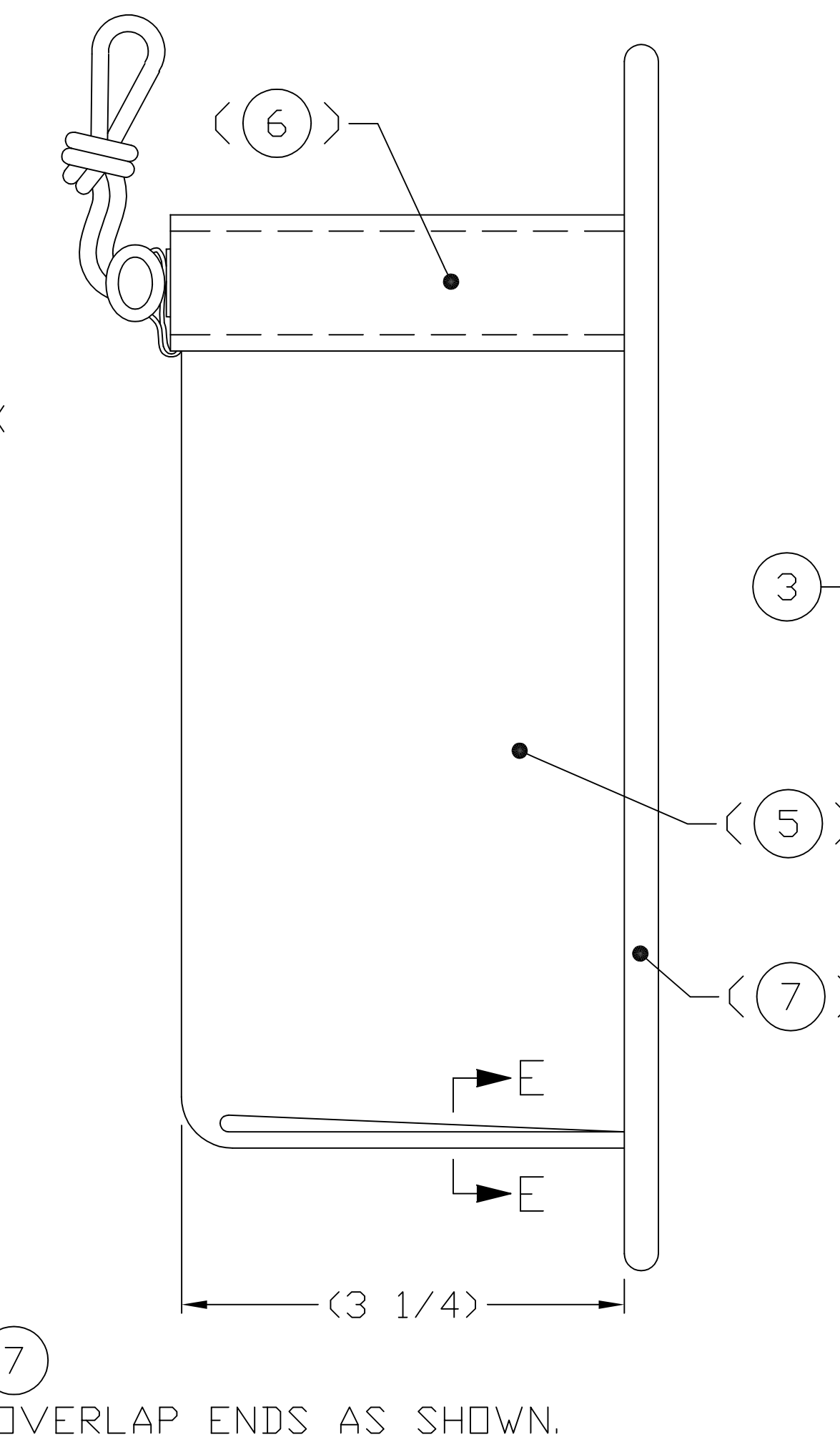
SECTION D-D



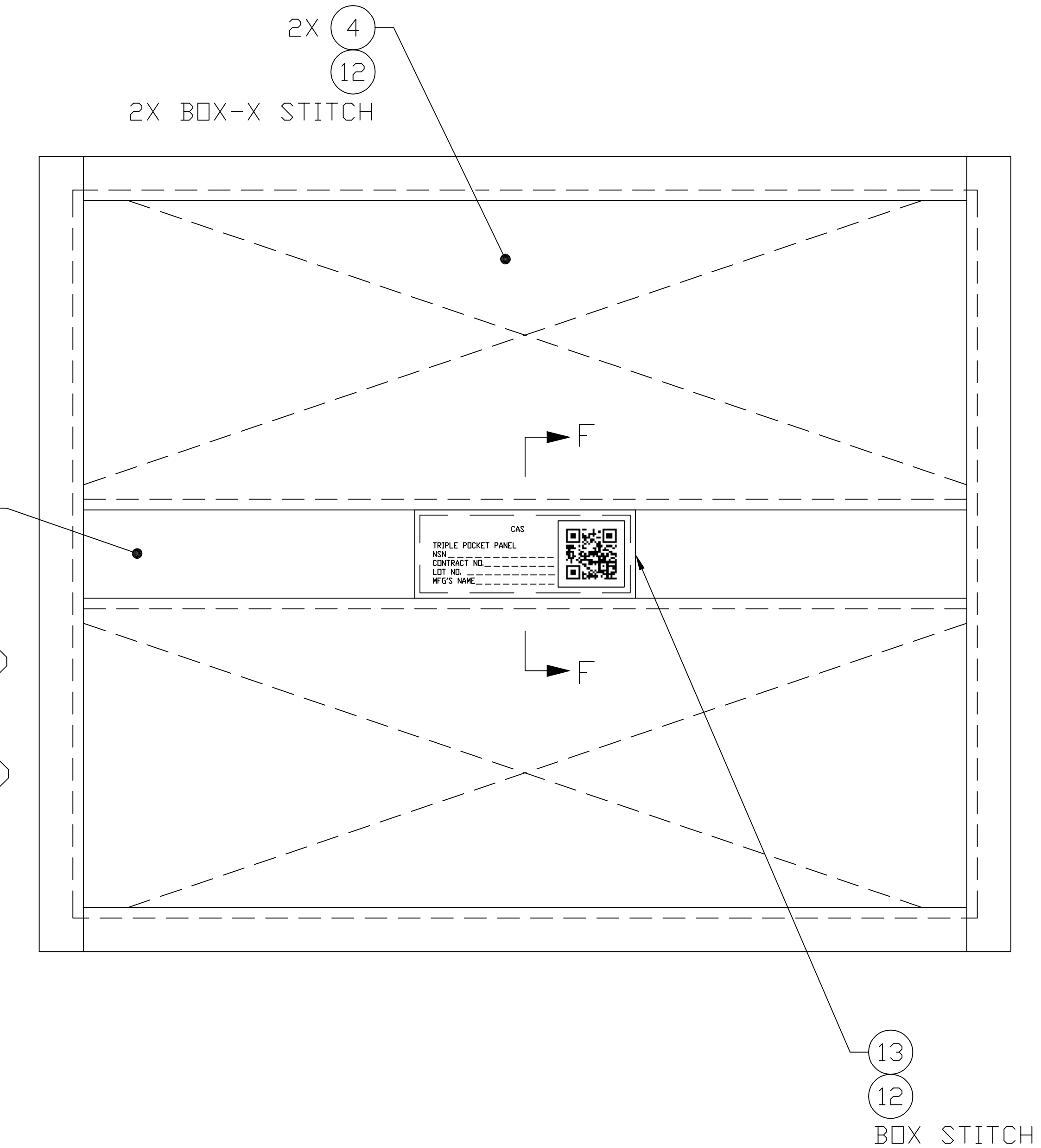
SECTION A-A



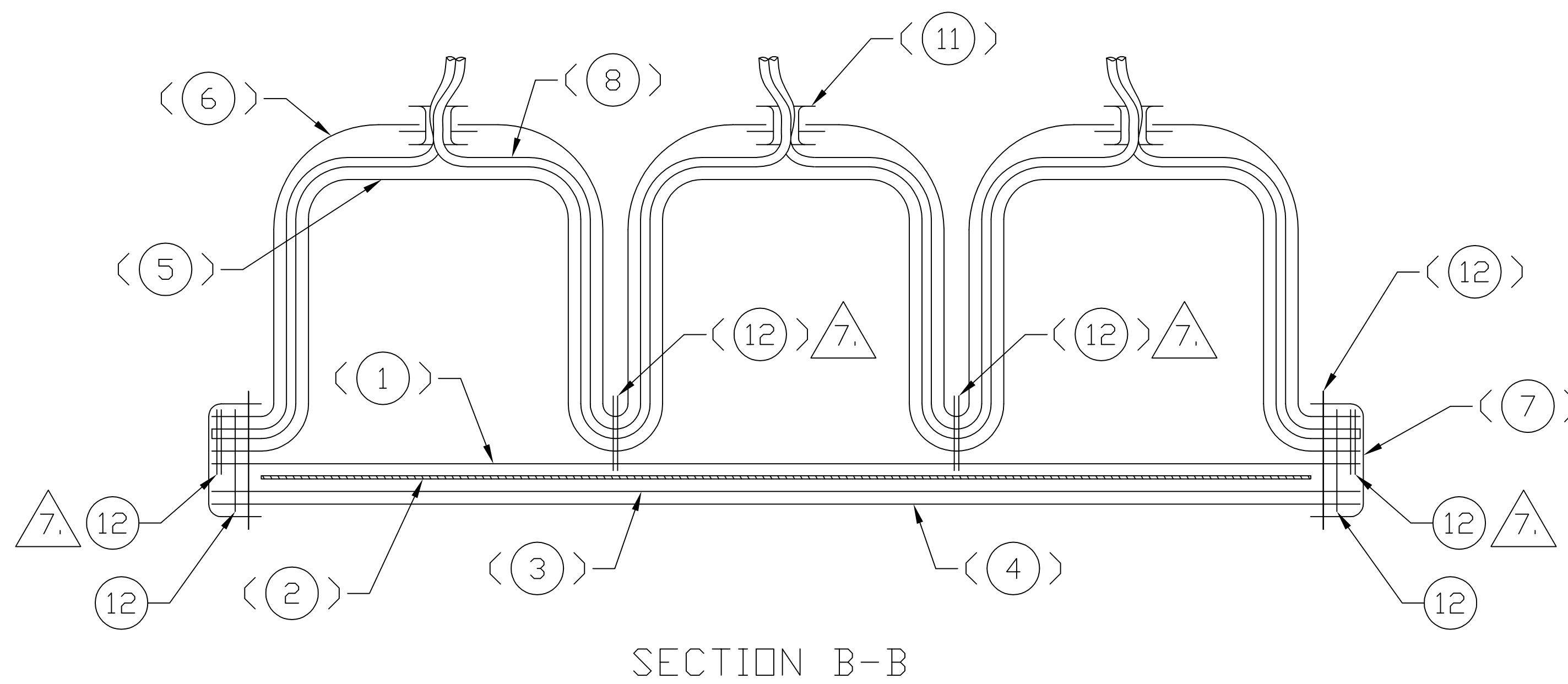
1/2 INCH BACKSTITCH  
TOP AND BOTTOM



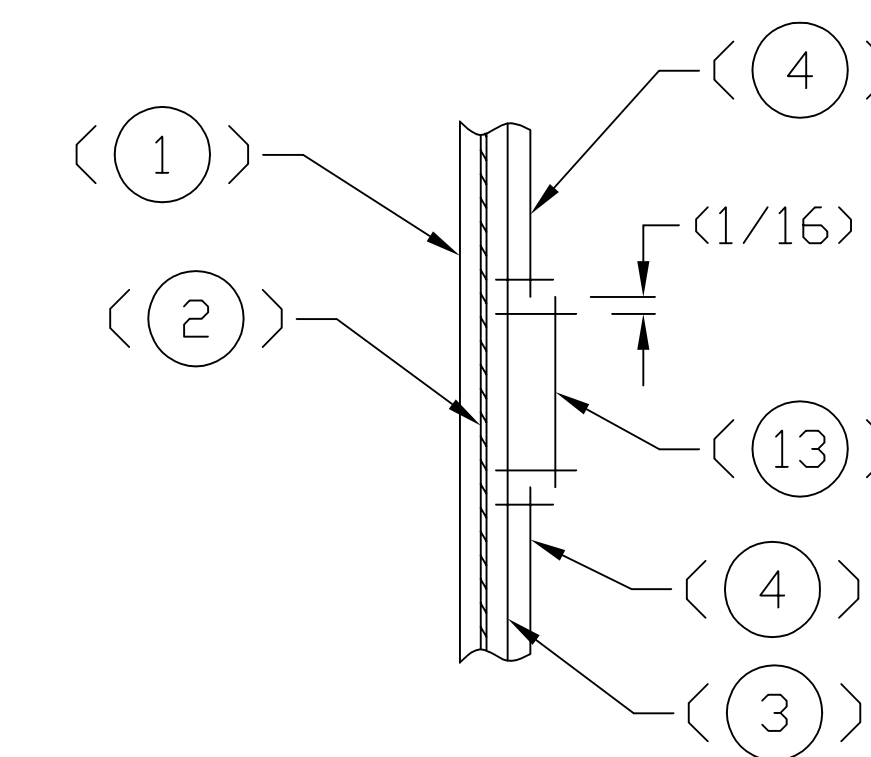
SECTION E-E  
3X AS SHOWN  
3X OPPOSITE



BOX STITCH



SECTION B-B



SECTION F-F

SEE SEPARATE PARTS LIST

UNLESS OTHERWISE SPECIFIED DIMENSIONS ARE IN INCHES		DATE 12-05-22		U.S. ARMY NATICK SOLDIER RESEARCH, DEVELOPMENT & ENGINEERING CENTER KANSAS STREET, NATICK MA. 01760-5056	
TOLERANCES:		DRAWN BY H. WELCH		TRIPLE POCKET PANEL, CORPSMAN ASSAULT SYSTEM	
ANGLES	± 3	CHECKED F. KERRIGAN		DRAWING NO. 2-6-0933	
FRACTIONS	± 3	PROJ OFCR T. SCOTT		SCALE 1/1 UNIT WT. SHEET 1 OF 1	
2 PLACE DIM	±	APPROVED I. SCOTT			
3 PLACE DIM	±	APPROVAL DESIGN ACTIVITY			
		APPLICABLE SPEC			
2-6-0944	2-6-0944				
NEXT ASSY	USED ON				
APPLICATION					

INTERPRET THIS DRAWING IN ACCORDANCE WITH ASME Y14.100



REVISIONS

REV	DESCRIPTION	PRJ DFCR	APVD	DATE
-	INITIAL RELEASE PER DR-S-023-12	T.S.	T.S.	12-08-01
A	REVISED PER DR-S-033-12	T.S.	T.S.	12-12-14

THIS DRAWING HAS BEEN GENERATED AND IS MAINTAINED BY A CAD SYSTEM. CHANGES SHALL ONLY BE INCORPORATED AS DIRECTED BY THE DESIGN ACTIVITY.

1. REFER TO PURCHASE DESCRIPTION, FAMILY OF IMPROVED LOAD BEARING EQUIPMENT, DATED 01 MAY 2012.

2. CUT LENGTHS ARE FOR REFERENCE ONLY.

DISTRIBUTION STATEMENT A  
THIS DOCUMENT IS APPROVED FOR PUBLIC RELEASE; DISTRIBUTION IS UNLIMITED.

REV LEVEL	A	A								
SHEET NO.	1	2								

INTERPRET THIS DRAWING IN ACCORDANCE WITH ASME Y14.100 REVISION STATUS OF SHEETS

UNLESS OTHERWISE SPECIFIED: DIMENSIONS ARE IN INCHES  
TOLERANCES:  
ANGLES ± -  
FRACTIONS ± -  
2 PLACE DIM ± -  
3 PLACE DIM ± -

DATE 12-05-22  
DRAWN BY H. WELCH  
CHECKED F. KERRIGAN  
PRJ DFCR T. SCOTT  
APPROVED T. SCOTT

U.S. ARMY NATICK SOLDIER RESEARCH, DEVELOPMENT & ENGINEERING CENTER  
KANSAS STREET, NATICK MA. 01760-5056

NARC POUCH,  
CORPSMAN ASSAULT  
SYSTEM

2-6-0944	2-6-0944	APPROVAL DESIGN ACTIVITY	SIZE	CAGE	DRAWING NO.
NEXT ASSY	USED DN	T. SCOTT	A	81337	PL 2-6-0934
APPLICATION		APPLICABLE SPEC	SCALE: N/A	UNIT WT.	SHEET 1 OF 2

PARTS LIST	U.S. ARMY NATICK SOLDIER RESEARCH, DEVELOPMENT & ENGINEERING CENTER KANSAS STREET, NATICK MA. 01760-5056	CAGE 81337	PL2-6-0934	REVISION LTR A	DATE 12-12-14
LIST TITLE NARC POUCH, CORPSMAN ASSAULT SYSTEM			APPROVED T. S. T. S.	REV AUTH NO. DR-S-033-12	SHEET <u>2</u> OF <u>    </u> SHEETS

FIND NO.	QTY RQD - 1	CAGE	DRAWING OR DOCUMENT NUMBER	DWG SIZE	PART OR IDENTIFYING NUMBER	NOMENCLATURE OR DESCRIPTION	MATERIAL SPECIFICATION
1	1		2-6-0954 $\triangle 1.$	C	2-6-0954-1	FRONT POCKET	PARA 3.12.7.2 CLOTH, NYLON, 500D
2	1		2-6-0954 $\triangle 1.$	C	2-6-0954-2	BACK	PARA 3.12.7.2 CLOTH, NYLON, 500D
3	1		2-6-0954 $\triangle 1.$	C	2-6-0954-3	STIFFENER, PLASTIC	PARA 3.12.3.1
4	1		2-6-0963 $\triangle 1.$	C	2-6-0963-1	INSTRUCTION & IDENTIFICATION LABEL	PARA 3.25
5	1		2-6-0954 $\triangle 1.$	C	2-6-0954-4	WEBBING, 1 1/2" WIDE	PARA 3.12.4.2
6	1		2-6-0954 $\triangle 1.$	C	2-6-0954-5	FASTENER, HOOK, 1 1/2" WIDE, CUT LENGTH 2 1/2" $\triangle 2.$	PARA 3.12.6
7	1		2-6-0954 $\triangle 1.$	C	2-6-0954-6	FASTENER, LOOP, 1 1/2" WIDE, CUT LENGTH 2 1/2" $\triangle 2.$	PARA 3.12.6
8	2		2-6-0954 $\triangle 1.$	C	2-6-0954-7	FASTENER, HOOK, 2" WIDE, CUT LENGTH 7" $\triangle 2.$	PARA 3.12.6
9	AR		$\triangle 1.$			THREAD, SIZE F	PARA 3.12.8.1

8

7

6

5

4

3

2

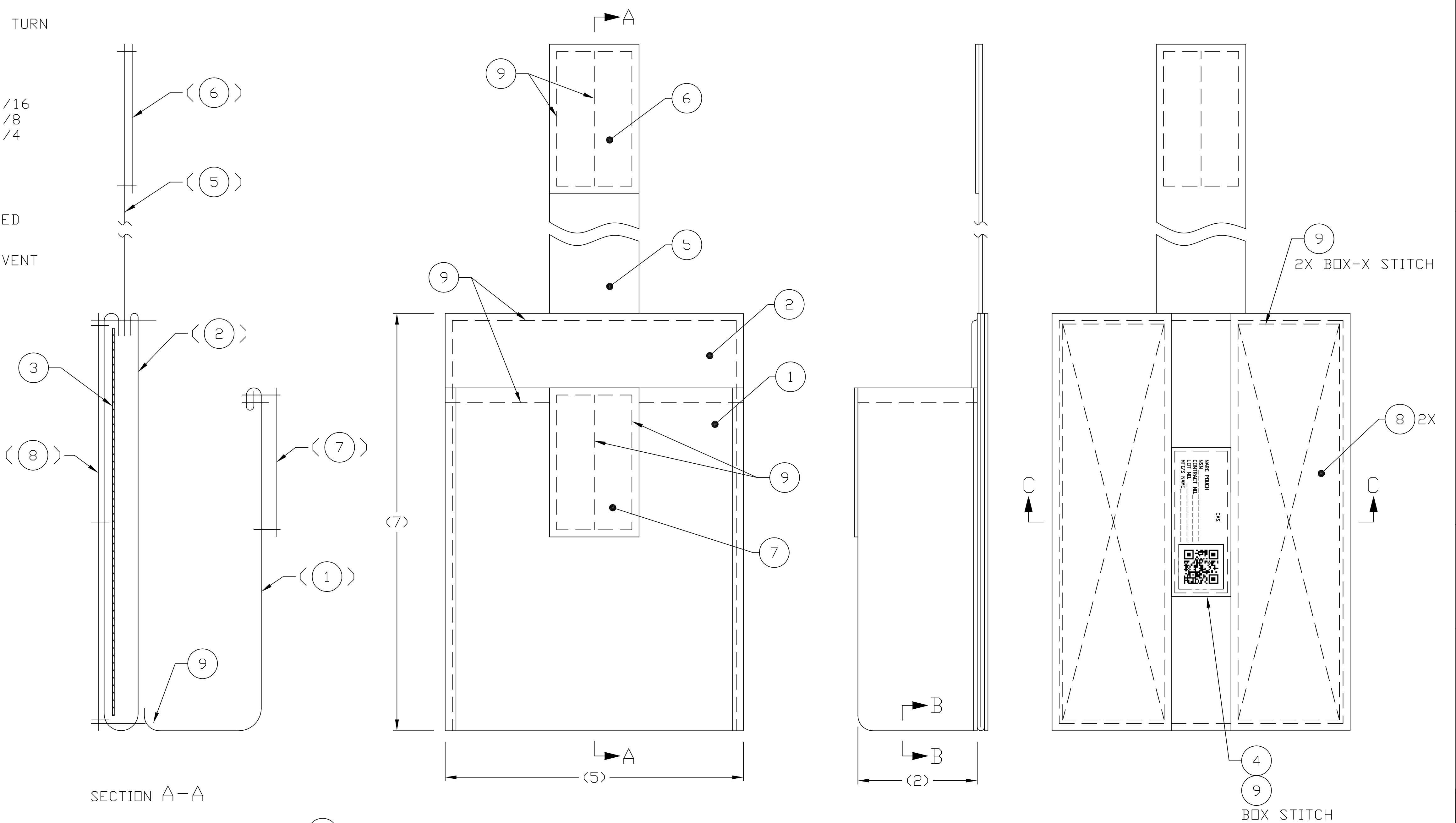
1

NOTES:

1. WORKMANSHIP, CONSTRUCTION, STITCHING AND QUALITY ASSURANCE PROVISIONS SHALL CONFORM TO PURCHASE DESCRIPTION, FAMILY OF IMPROVED LOAD BEARING EQUIPMENT DATED 01 MAY 2012.
2. UNLESS OTHERWISE SPECIFIED ALL FOLDS, HEMS AND TURN UNDERS SHALL BE 3/8".
3. UNLESS OTHERWISE SPECIFIED, TOLERANCES SHALL BE AS FOLLOWS:  
 1/8 INCH OR MORE BUT LESS THAN 2 INCHES --- ±1/16  
 2 INCHES OR MORE BUT LESS THAN 10 INCHES -- ±1/8  
 10 INCHES OR MORE BUT LESS THAN 36 INCHES - ±1/4
4. ALL STITCHING SHALL BE BACKSTITCHED NOT LESS THAN 1/2 INCH UNLESS TURNED UNDER BY A HEM OR HELD BY OTHER STITCHING.
5. ALL STITCHING TO BE 1/8 INCH FROM EDGE OR SPACED 1/8 INCH APART, UNLESS OTHERWISE SPECIFIED.
6. SEAR ALL ENDS OF CORD, WEBBING AND TAPE TO PREVENT FRAYING. AVOID FORMING SHARP EDGES.

THIS DRAWING HAS BEEN GENERATED AND IS MAINTAINED BY A CAD SYSTEM. CHANGES SHALL ONLY BE INCORPORATED AS DIRECTED BY THE DESIGN ACTIVITY.

REVISIONS				PROJ DFCR	APPROVED	DATE
ZONE	REV	DESCRIPTION				
	-	INITIAL RELEASE PER DR-S-023-12		T.S.	T.S.	xx-xx-xx



SEE SEPARATE PARTS LIST

UNLESS OTHERWISE SPECIFIED: DIMENSIONS ARE IN INCHES		DATE 12-05-22		U.S. ARMY NATICK SOLDIER RESEARCH, DEVELOPMENT & ENGINEERING CENTER KANSAS STREET, NATICK MA. 01760-5056	
TOLERANCES: ANGLES ± 3.0 FRACTIONS ± 2 PLACE DIM ± 3 PLACE DIM ±		DRAWN BY H. WELCH CHECKED F. KERRIGAN PROJ DFCR T. SCOTT APPROVED T. SCOTT APPROVAL DESIGN ACTIVITY T. SCOTT		NARC POUCH, CORPSMAN ASSAULT SYSTEM	
2-6-0944		2-6-0944		SIZE/CAGE D 81337	DRAWING NO. 2-6-0934
NEXT ASSY		USED ON		SCALE: 1/1	UNIT WT.
APPLICATION		APPLICABLE SPEC		SHEET 1 OF 1	

DISTRIBUTION STATEMENT A  
THIS DOCUMENT IS APPROVED FOR PUBLIC RELEASE; DISTRIBUTION IS UNLIMITED.

INTERPRET THIS DRAWING IN ACCORDANCE WITH ASME Y14.100

8

7

6

5

4

3

2

1

REVISIONS

REV	DESCRIPTION	PRD J DFCR	APVD	DATE
-	INITIAL RELEASE PER DR-S-023-12	T.S.	T.S.	12-08-01
A	REVISED PER DR-S-033-12	T.S.	T.S.	12-12-14

THIS DRAWING HAS BEEN GENERATED AND IS MAINTAINED BY A CAD SYSTEM. CHANGES SHALL ONLY BE INCORPORATED AS DIRECTED BY THE DESIGN ACTIVITY.

1. REFER TO PURCHASE DESCRIPTION, FAMILY OF IMPROVED LOAD BEARING EQUIPMENT, DATED 01 MAY 2012.

DISTRIBUTION STATEMENT A  
THIS DOCUMENT IS APPROVED FOR PUBLIC RELEASE; DISTRIBUTION IS UNLIMITED.

REV LEVEL	A	A													
SHEET NO.	1	2													

INTERPRET THIS DRAWING IN ACCORDANCE WITH ASME Y14.100











UNLESS OTHERWISE SPECIFIED: DIMENSIONS ARE IN INCHES TOLERANCES:	DATE	12-05-22	REVISION STATUS OF SHEETS
ANGLES ± -			
FRACTIONS ± -			
2 PLACE DIM ± -			
3 PLACE DIM ± -			

2-6-0944	2-6-0944	APPROVAL	DESIGN ACTIVITY	APPLICABLE SPEC	SCALE: N/A	UNIT WT.	DRAWING NO.	SHEET 1 OF 2
NEXT ASSY	USED DN	T. SCOTT			A	81337	PL 2-6-0935	
APPLICATION								

U.S. ARMY NATICK SOLDIER RESEARCH, DEVELOPMENT & ENGINEERING CENTER  
KANSAS STREET, NATICK MA, 01760-5056

ELASTIC PANEL,  
CORPSMAN ASSAULT SYSTEM

PARTS LIST	U.S. ARMY NATICK SOLDIER RESEARCH, DEVELOPMENT & ENGINEERING CENTER KANSAS STREET, NATICK MA. 01760-5056	CAGE 81337	PL2-6-0935	REVISION LTR A DATE 12-12-14
LIST TITLE ELASTIC PANEL, CORPSMAN ASSAULT SYSTEM			APPROVED T. S. T. S.	REV AUTH NO. DR-S-033-12
			SHEET 2	OF _____ SHEETS

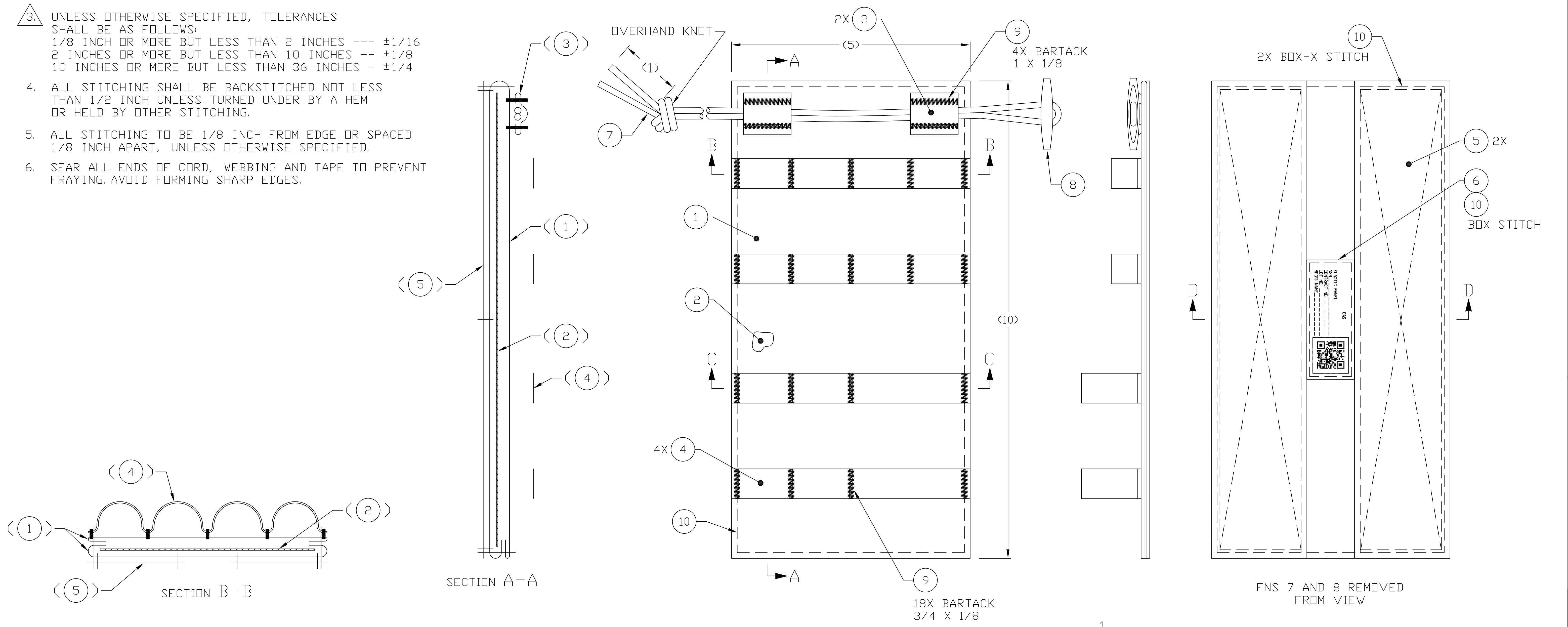
FIND NO.	QTY RQD	CAGE	DRAWING OR DOCUMENT NUMBER	DWG SIZE	PART OR IDENTIFYING NUMBER	NOMENCLATURE OR DESCRIPTION	MATERIAL SPECIFICATION
	-1						
1	1		2-6-0959 	C	2-6-0959-1	ELASTIC PANEL	PARA 3.12.7.2 CLOTH, NYLON, 500D
2	1		2-6-0959 	C	2-6-0959-2	STIFFENER, PLASTIC	PARA 3.12.3.1
3	2		2-6-0959 	C	2-6-0959-3	WEBBING, 1" WIDE	PARA 3.12.4.1
4	4		2-6-0959 	C	2-6-0959-4	WEBBING, ELASTIC, 3/4 WIDE	PARA 3.12.5.6
5	2					FASTENER, HOOK, 2" WIDE, CUT LENGTH 10"	PARA 3.12.6
6	1		2-6-0963 	C	2-6-0963-1	IDENTIFICATION & INSTRUCTION LABEL	PARA 3.25
7	1					CORD, ROUND, CUT LENGTH 37"	PARA 3.12.10.3
8	1					TOGGLE	PARA 3.12.1.2.24
9	AR					THREAD, SIZE E	PARA 3.12.8.2
10	AR					THREAD, SIZE F	PARA 3.12.8.1

NOTES:

1. WORKMANSHIP, CONSTRUCTION, STITCHING AND QUALITY ASSURANCE PROVISIONS SHALL CONFORM TO PURCHASE DESCRIPTION, FAMILY OF IMPROVED LOAD BEARING EQUIPMENT DATED 01 MAY 2012.
2. UNLESS OTHERWISE SPECIFIED ALL FOLDS, HEMS AND TURN UNDERS SHALL BE 3/8".
3. UNLESS OTHERWISE SPECIFIED, TOLERANCES SHALL BE AS FOLLOWS:  
 1/8 INCH OR MORE BUT LESS THAN 2 INCHES --- ±1/16  
 2 INCHES OR MORE BUT LESS THAN 10 INCHES -- ±1/8  
 10 INCHES OR MORE BUT LESS THAN 36 INCHES - ±1/4
4. ALL STITCHING SHALL BE BACKSTITCHED NOT LESS THAN 1/2 INCH UNLESS TURNED UNDER BY A HEM OR HELD BY OTHER STITCHING.
5. ALL STITCHING TO BE 1/8 INCH FROM EDGE OR SPACED 1/8 INCH APART, UNLESS OTHERWISE SPECIFIED.
6. SEAR ALL ENDS OF CORD, WEBBING AND TAPE TO PREVENT FRAYING. AVOID FORMING SHARP EDGES.

REVISIONS				PROJ DFCR	APPROVED	DATE
ZONE	REV	DESCRIPTION				
	-	INITIAL RELEASE PER DR-S-023-12		T.S.	T.S.	12-08-01

THIS DRAWING HAS BEEN GENERATED AND IS MAINTAINED BY A CAD SYSTEM. CHANGES SHALL ONLY BE INCORPORATED AS DIRECTED BY THE DESIGN ACTIVITY.



FNS 7 AND 8 REMOVED FROM VIEW

-1

SEE SEPARATE PARTS LIST

UNLESS OTHERWISE SPECIFIED: DIMENSIONS ARE IN INCHES		DATE 12-05-22		U.S. ARMY NATICK SOLDIER RESEARCH, DEVELOPMENT & ENGINEERING CENTER KANSAS STREET, NATICK MA. 01760-5056	
TOLERANCES: ANGLES ± 3.0 FRACTIONS ± 2 PLACE DIM ± 3 PLACE DIM ±		DRAWN BY H. WELCH CHECKED F. KERRIGAN PROJ DFCR T. SCOTT APPROVED T. SCOTT APPROVAL DESIGN ACTIVITY T. SCOTT		ELASTIC PANEL, CORPSMAN ASSAULT SYSTEM	
2-6-0944		2-6-0944		SIZE/CAGE D 81337	DRAWING NO. 2-6-0935
NEXT ASSY		USED ON		APPLICABLE SPEC	SCALE: 1/1 UNIT WT.
APPLICATION				SHEET 1 OF 1	

DISTRIBUTION STATEMENT A  
THIS DOCUMENT IS APPROVED FOR PUBLIC RELEASE; DISTRIBUTION IS UNLIMITED.

INTERPRET THIS DRAWING IN ACCORDANCE WITH ASME Y14.100

REVISIONS

REV	DESCRIPTION	PRD DFCR	APVD	DATE
-	INITIAL RELEASE PER DR-S-023-12	T.S.	T.S.	12-08-01
A	REVISED PER DR-S-033-12	T.S.	T.S.	12-12-14

THIS DRAWING HAS BEEN GENERATED AND IS MAINTAINED BY A CAD SYSTEM. CHANGES SHALL ONLY BE INCORPORATED AS DIRECTED BY THE DESIGN ACTIVITY.

1. REFER TO PURCHASE DESCRIPTION, FAMILY OF IMPROVED LOAD BEARING EQUIPMENT, DATED 01 MAY 2012.

2. CUT LENGTHS ARE FOR REFERENCE ONLY.

DISTRIBUTION STATEMENT A  
THIS DOCUMENT IS APPROVED FOR PUBLIC RELEASE; DISTRIBUTION IS UNLIMITED.

REV LEVEL	A	A	A							
SHEET NO.	1	2	3							

INTERPRET THIS DRAWING IN ACCORDANCE WITH ASME Y14.100 REVISION STATUS OF SHEETS

UNLESS OTHERWISE SPECIFIED: DIMENSIONS ARE IN INCHES  
TOLERANCES:  
ANGLES ± -  
FRACTIONS ± -  
2 PLACE DIM ± -  
3 PLACE DIM ± -

DATE 12-05-29

DRAWN BY H. WELCH

CHECKED F. KERRIGAN

PRD DFCR T. SCOTT

APPROVED T. SCOTT

APPROVAL DESIGN ACTIVITY

T. SCOTT

APPLICABLE SPEC

APPLICATION

U.S. ARMY NATICK SOLDIER RESEARCH, DEVELOPMENT & ENGINEERING CENTER  
KANSAS STREET, NATICK MA, 01760-5056














SMALL REVERSIBLE  
POUCH, CORPSMAN  
ASSAULT SYSTEM

SIZE TAGG DRAWING NO.

A 81337 PL 2-6-0936











SCALE: N/A UNIT WT. SHEET 1 OF 3

PARTS LIST	U.S. ARMY NATICK SOLDIER RESEARCH, DEVELOPMENT & ENGINEERING CENTER KANSAS STREET, NATICK MA. 01760-5056	CAGE 81337	PL2-6-0936	REVISION LTR A DATE 12-12-14
LIST TITLE SMALL REVERSIBLE POUCH, CORPSMAN ASSAULT SYSTEM			APPROVED T. S. T. S.	REV AUTH NO. DR-S-033-12
			SHEET 2	OF _____ SHEETS

FIND NO.	QTY RQD	CAGE	DRAWING OR DOCUMENT NUMBER	DWG SIZE	PART OR IDENTIFYING NUMBER	NOMENCLATURE OR DESCRIPTION	MATERIAL SPECIFICATION
	- 1						
1	1		2-6-0957 	C	2-6-0957-2	OUTER BACK	PARA 3.12.7.2 CLOTH, NYLON, 500D
2	1		2-6-0957 	C	2-6-0957-5	INSIDE SUPPORT	PARA 3.12.2.9 FOAM
3	1		2-6-0957 	C	2-6-0957-1	INNER BACK	PARA 3.12.7.2 CLOTH, NYLON, 500D
4	1		2-6-0957 	C	2-6-0957-3	BOTTOM ZIPPER PANEL	PARA 3.12.7.2 CLOTH, NYLON, 500D
5	1		2-6-0957 	C	2-6-0957-4	TOP ZIPPER PANEL	PARA 3.12.7.2 CLOTH, NYLON, 500D
6	1					FASTENER, SLIDE, CUT LENGTH 11 3/4"	PARA 3.12.9.11
7	1		2-6-0957 	C	2-6-0957-6	HANDLE	PARA 3.12.4.1
8	2		2-6-0957 	C	2-6-0957-7	BACK STRAP, WEBBING 1" WIDE, CUT LENGTH 8 1/2" 	PARA 3.12.4.1
9	2					STIFFENER, PLASTIC, CUT LENGTH 3"	PARA 3.12.3.5
10	2		2-6-0957 	C	2-6-0957-8	FASTENER, HOOK, 1 1/2" WIDE, CUT LENGTH 6 3/4" 	PARA 3.12.6
11	AR					TAPE, BINDING, 1" WIDE	PARA 3.12.4.5



PARTS LIST	U.S. ARMY NATICK SOLDIER RESEARCH, DEVELOPMENT & ENGINEERING CENTER KANSAS STREET, NATICK MA. 01760-5056	CAGE 81337	PL2-6-0936	REVISION LTR A	DATE 12-12-14
LIST TITLE SMALL REVERSIBLE POUCH, CORPSMAN ASSAULT SYSTEM			APPROVED T. S. T. S.	REV AUTH NO. DR-S-033-12	SHEET <u>3</u> OF <u>    </u> SHEETS

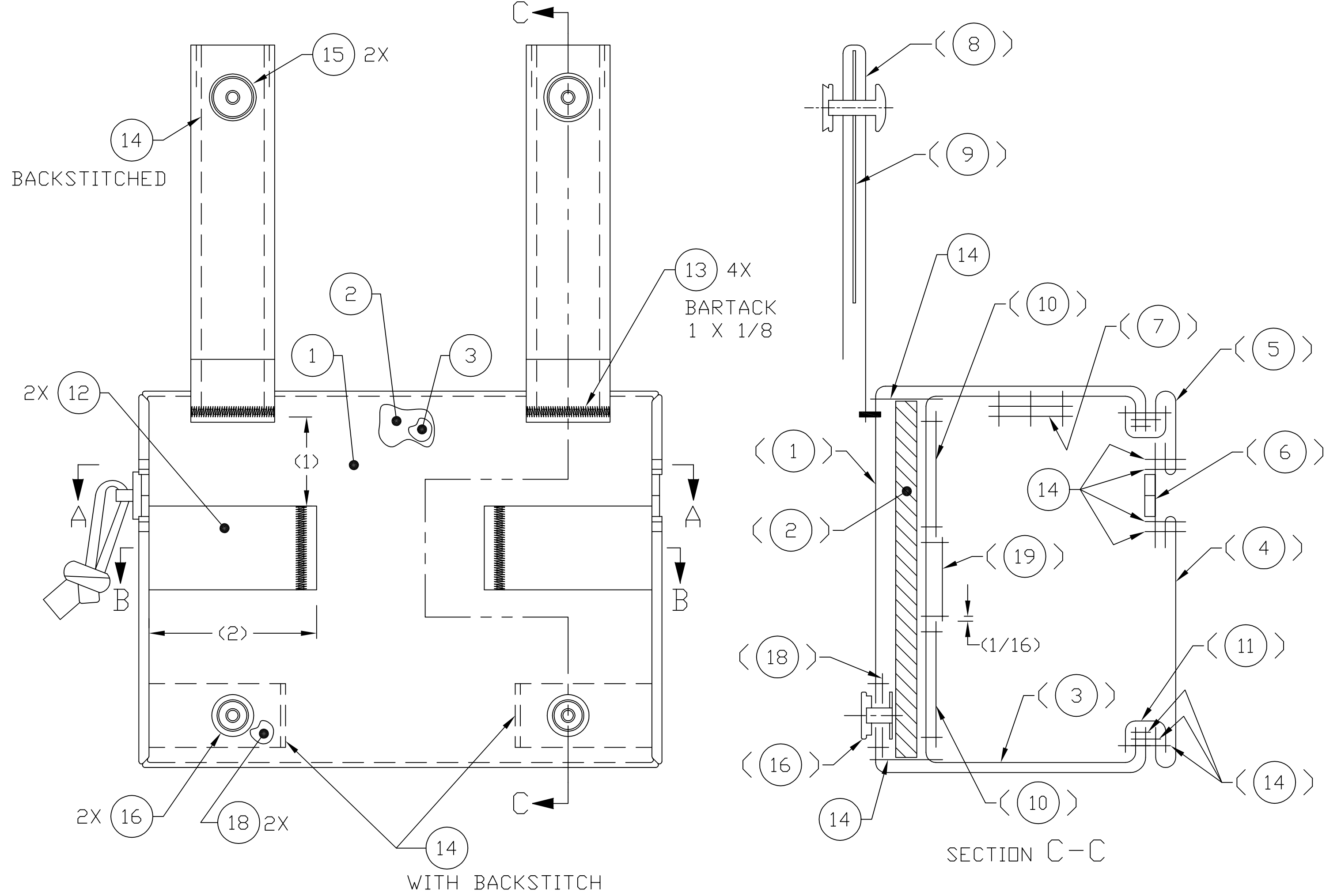
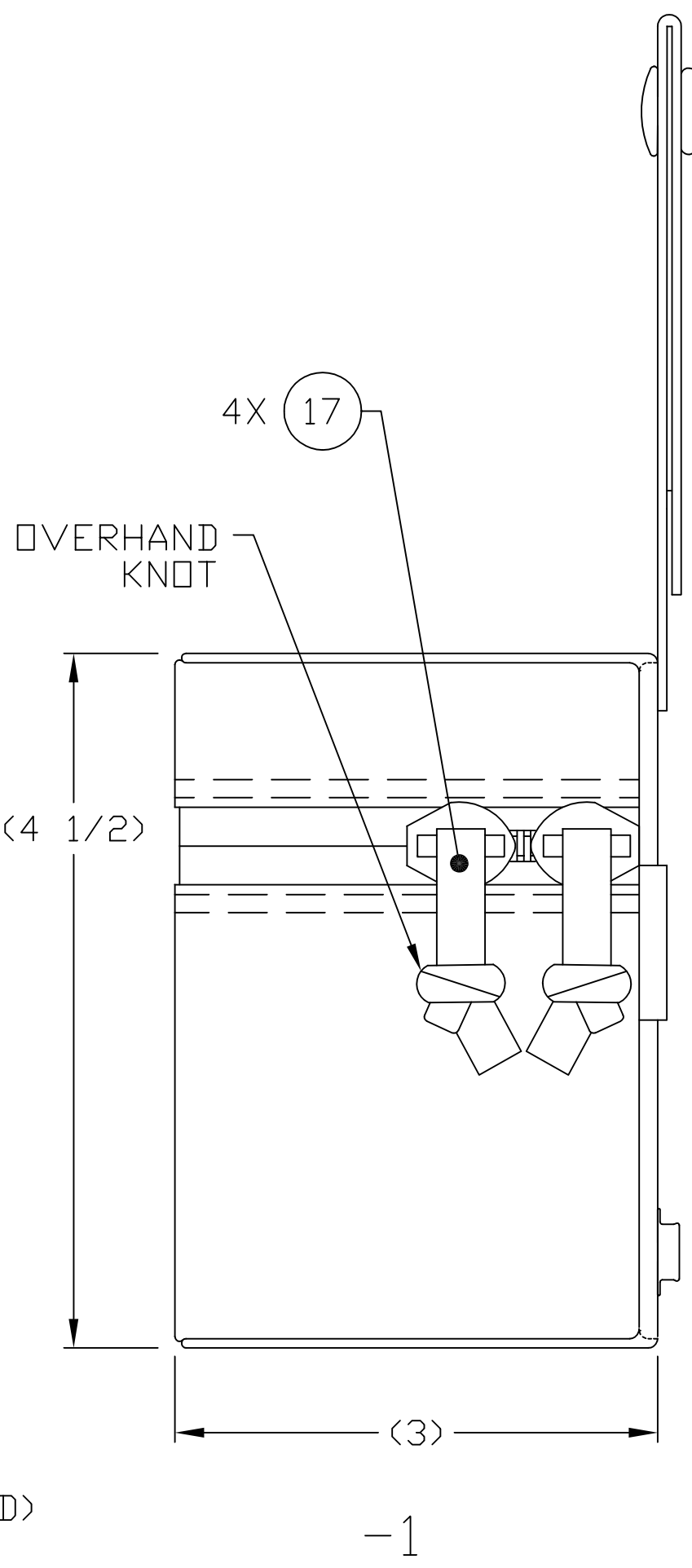
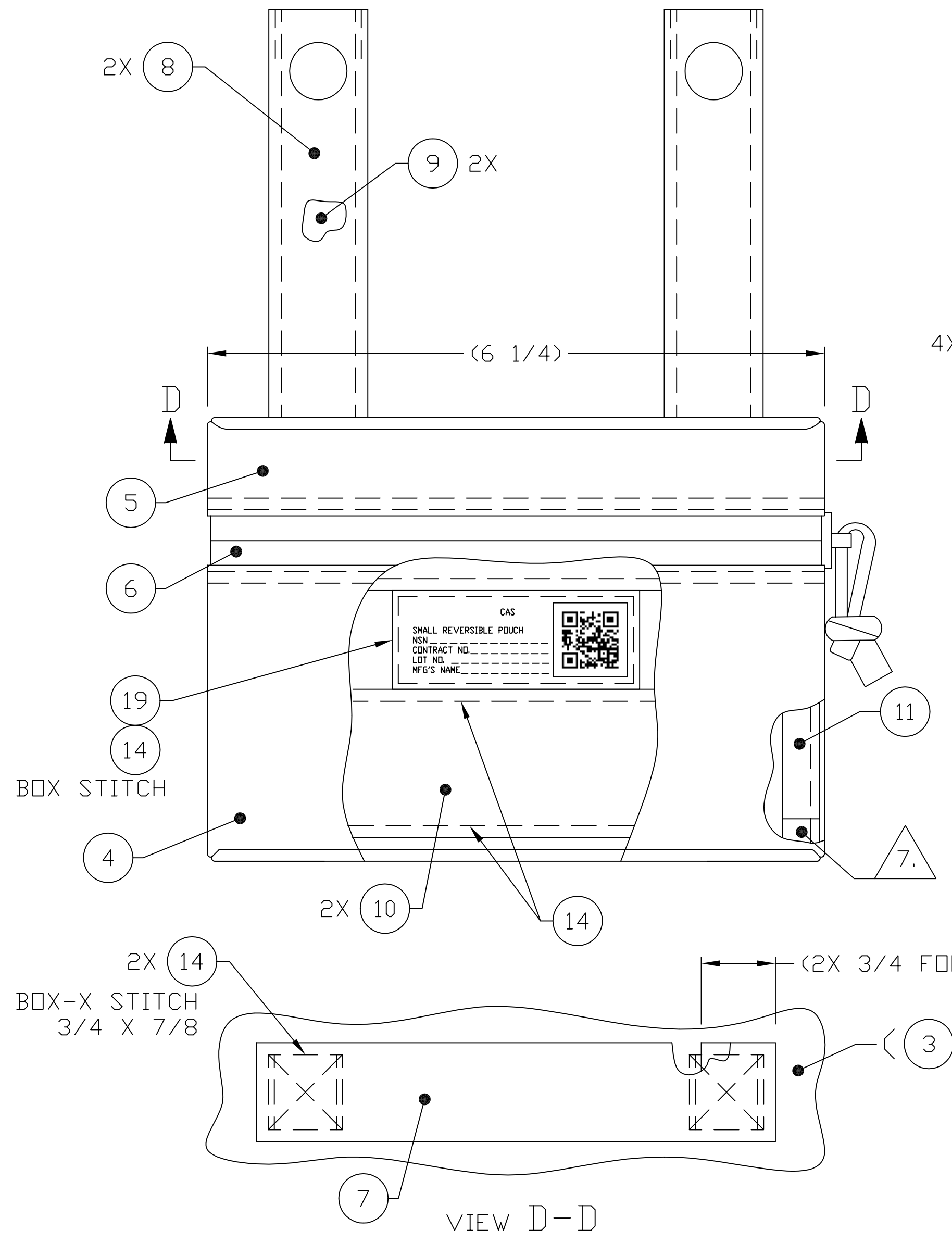
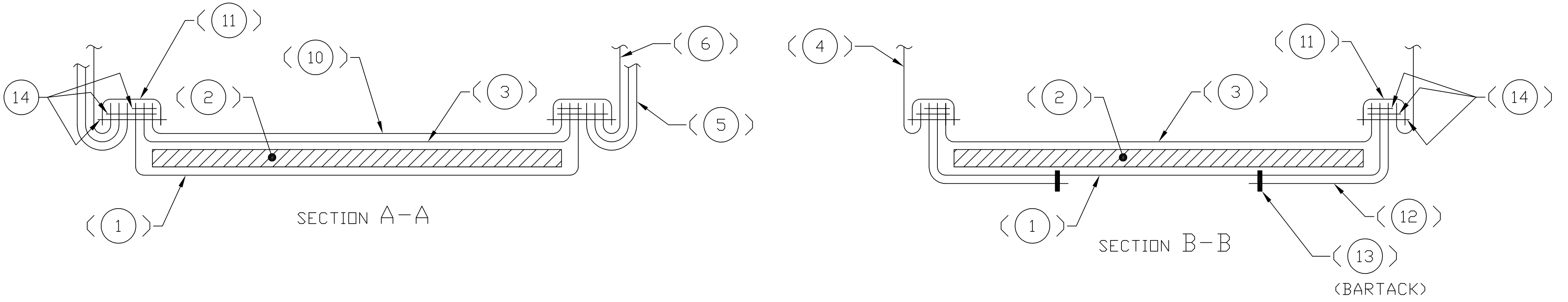
FIND NO.	QTY RQD	CAGE	DRAWING OR DOCUMENT NUMBER	DWG SIZE	PART OR IDENTIFYING NUMBER	NOMENCLATURE OR DESCRIPTION	MATERIAL SPECIFICATION
	-1						
12	2		2-6-0957 	C	2-6-0957-9	WEBBING, 1" WIDE, CUT LENGTH 2 1/4" 	PARA 3.12.4.1
13	AR					THREAD, SIZE E	PARA 3.12.8.2
14	AR					THREAD, SIZE F	PARA 3.12.8.1
15	2					FASTENER, SNAP (BUTTON)	PARA 3.12.1.5.1
16	2					FASTENER, SNAP (STUD)	PARA 3.12.1.5.1
17	4					CORD, ROUND, CUT LENGTH 9"	PARA 3.12.10.3
18	2		2-6-0957 	C	2-6-0957-10	WEBBING, 1" WIDE, CUT LENGTH 2" 	PARA 3.12.4.1
19	1		2-6-0963 	C	2-6-0963-1	IDENTIFICATION & INSTRUCTION LABEL	PARA 3.25

NOTES:

1. WORKMANSHIP, CONSTRUCTION, STITCHING AND QUALITY ASSURANCE PROVISIONS SHALL CONFORM TO PURCHASE DESCRIPTION, FAMILY OF IMPROVED LOAD BEARING EQUIPMENT DATED 01 MAY 2012.
2. UNLESS OTHERWISE SPECIFIED ALL FOLDS, HEMS AND TURN UNDERS SHALL BE 3/8".
3. UNLESS OTHERWISE SPECIFIED, TOLERANCES SHALL BE AS FOLLOWS:  
 1/8 INCH OR MORE BUT LESS THAN 2 INCHES --- ±1/16  
 2 INCHES OR MORE BUT LESS THAN 10 INCHES -- ±1/8  
 10 INCHES OR MORE BUT LESS THAN 36 INCHES - ±1/4
4. ALL STITCHING SHALL BE BACKSTITCHED NOT LESS THAN 1/2 INCH UNLESS TURNED UNDER BY A HEM OR HELD BY OTHER STITCHING.
5. ALL STITCHING TO BE 1/8 INCH FROM EDGE OR SPACED 1/8 INCH APART, UNLESS OTHERWISE SPECIFIED.
6. SEAR ALL ENDS OF CORD, WEBBING AND TAPE TO PREVENT FRAYING. AVOID FORMING SHARP EDGES.
7. OVERLAP THE ENDS OF THE BINDING TAPE, FN 11, BY 1/2 INCH AS SHOWN IN LOWER CORNER.

REVISIONS			PROJ DFCR	APPROVED	DATE
ZONE	REV	DESCRIPTION			
	-	INITIAL RELEASE PER DR-S-023-12	HW	T.S.	12-08-01
	A	REVISED PER DR-S-033-12	HW	T.S.	12-12-14
	B	REVISED PER DR-S-006-13	HW	T.S.	13-02-06

THIS DRAWING HAS BEEN GENERATED AND IS MAINTAINED BY A CAD SYSTEM. CHANGES SHALL ONLY BE INCORPORATED AS DIRECTED BY THE DESIGN ACTIVITY.



SEE SEPARATE PARTS LIST

UNLESS OTHERWISE SPECIFIED: DIMENSIONS ARE IN INCHES		DATE 12-05-29		U.S. ARMY NATICK SOLDIER RESEARCH, DEVELOPMENT & ENGINEERING CENTER KANSAS STREET, NATICK MA. 01760-5056	
TOLERANCES: ANGLES ± 3. FRACTIONS ± 2 PLACE DIM ± 3 PLACE DIM ±		DRAWN BY H. WELCH CHECKED F. KERRIGAN PROJ DFCR T. SCOTT APPROVED T. SCOTT		SMALL REVERSIBLE POUCH, CORPSMAN ASSAULT SYSTEM	
2-6-0944 2-6-0944		APPROVAL DESIGN ACTIVITY T. SCOTT		SIZE/CAGE D 81337	DRAWING NO. 2-6-0936
NEXT ASSY USED ON APPLICATION		APPLICABLE SPEC		SCALE: 1/1	UNIT WT. SHEET 1 OF 1

DISTRIBUTION STATEMENT A  
THIS DOCUMENT IS APPROVED FOR PUBLIC RELEASE; DISTRIBUTION IS UNLIMITED.

INTERPRET THIS DRAWING IN ACCORDANCE WITH ASME Y14.100

REVISIONS

REV	DESCRIPTION	PRJ DFCR	APVD	DATE
-	INITIAL RELEASE PER DR-S-023-12	T.S.	T.S.	12-08-01
A	REVISED PER DR-S-033-12	T.S.	T.S.	12-12-14

THIS DRAWING HAS BEEN GENERATED AND IS MAINTAINED BY A CAD SYSTEM. CHANGES SHALL ONLY BE INCORPORATED AS DIRECTED BY THE DESIGN ACTIVITY.

1. REFER TO PURCHASE DESCRIPTION, FAMILY OF IMPROVED LOAD BEARING EQUIPMENT, DATED 01 MAY 2012.

2. CUT LENGTHS ARE FOR REFERENCE ONLY.

DISTRIBUTION STATEMENT A  
THIS DOCUMENT IS APPROVED FOR PUBLIC RELEASE; DISTRIBUTION IS UNLIMITED.

REV LEVEL	A	A	A							
SHEET NO.	1	2	3							

INTERPRET THIS DRAWING IN ACCORDANCE WITH ASME Y14.100














UNLESS OTHERWISE SPECIFIED:  
DIMENSIONS ARE IN INCHES  
TOLERANCES:  
ANGLES ± -  
FRACTIONS ± -  
2 PLACE DIM ± -  
3 PLACE DIM ± -

REVISION STATUS OF SHEETS











DATE	12-06-14	U.S. ARMY NATICK SOLDIER RESEARCH, DEVELOPMENT & ENGINEERING CENTER KANSAS STREET, NATICK MA. 01760-5056  MEDIUM REVERSIBLE POUCH, CORPSMAN ASSAULT SYSTEM
DRAWN BY	H. WELCH	
CHECKED	F. KERRIGAN	
PRJ DFCR	T. SCOTT	
APPROVED	T. SCOTT	

2-6-0944	2-6-0944	APPROVAL DESIGN ACTIVITY	SIZE	CAGE	DRAWING NO.
NEXT ASSY	USED DN	T. SCOTT	A	81337	PL 2-6-0937
APPLICATION		APPLICABLE SPEC	SCALE:	N/A	UNIT
				WT.	SHEET 1 OF 3

PARTS LIST	U.S. ARMY NATICK SOLDIER RESEARCH, DEVELOPMENT & ENGINEERING CENTER KANSAS STREET, NATICK MA. 01760-5056	CAGE 81337	PL2-6-0937	REVISION LTR A	DATE 12-12-14
LIST TITLE MEDIUM REVERSIBLE POUCH, CORPSMAN ASSAULT SYSTEM			APPROVED T. S. T. S.	REV AUTH NO. DR-S-033-12	SHEET <u>2</u> OF _____ SHEETS

FIND NO.	QTY RQD	CAGE	DRAWING OR DOCUMENT NUMBER	DWG SIZE	PART OR IDENTIFYING NUMBER	NOMENCLATURE OR DESCRIPTION	MATERIAL SPECIFICATION
	- 1						
1	1		2-6-0958 	C	2-6-0958-2	OUTER BACK	PARA 3.12.7.2 CLOTH, NYLON, 500D
2	1		2-6-0958 	C	2-6-0958-5	INSIDE SUPPORT	PARA 3.12.2.9 FOAM
3	1		2-6-0958 	C	2-6-0958-1	INNER BACK	PARA 3.12.7.2 CLOTH, NYLON, 500D
4	1		2-6-0958 	C	2-6-0958-3	BOTTOM ZIPPER PANEL	PARA 3.12.7.2 CLOTH, NYLON, 500D
5	1		2-6-0958 	C	2-6-0958-4	TOP ZIPPER PANEL	PARA 3.12.7.2 CLOTH, NYLON, 500D
6	1					FASTENER, SLIDE, CUT LENGTH 17 3/4"	PARA 3.12.9.11
7	1		2-6-0958 	C	2-6-0958-6	HANDLE	PARA 3.12.4.1
8	4		2-6-0958 	C	2-6-0958-7	BACK STRAP, WEBBING 1" WIDE, CUT LENGTH 8 1/2" 	PARA 3.12.4.1
9	4					STIFFENER, PLASTIC, CUT LENGTH 3"	PARA 3.12.3.5
10	2		2-6-0958 	C	2-6-0958-8	FASTENER, HOOK, 1 1/2" WIDE, CUT LENGTH 12 3/4" 	PARA 3.12.6
11	AR					TAPE BINDING, 1" WIDE	PARA 3.12.4.5

PARTS LIST	U.S. ARMY NATICK SOLDIER RESEARCH, DEVELOPMENT & ENGINEERING CENTER KANSAS STREET, NATICK MA. 01760-5056	CAGE 81337	PL2-6-0937	REVISION LTR A DATE 12-12-14
LIST TITLE MEDIUM REVERSIBLE POUCH, CORPSMAN ASSAULT SYSTEM			APPROVED T. S. T. S.	REV AUTH NO. DR-S-033-12
			SHEET 3	OF SHEETS

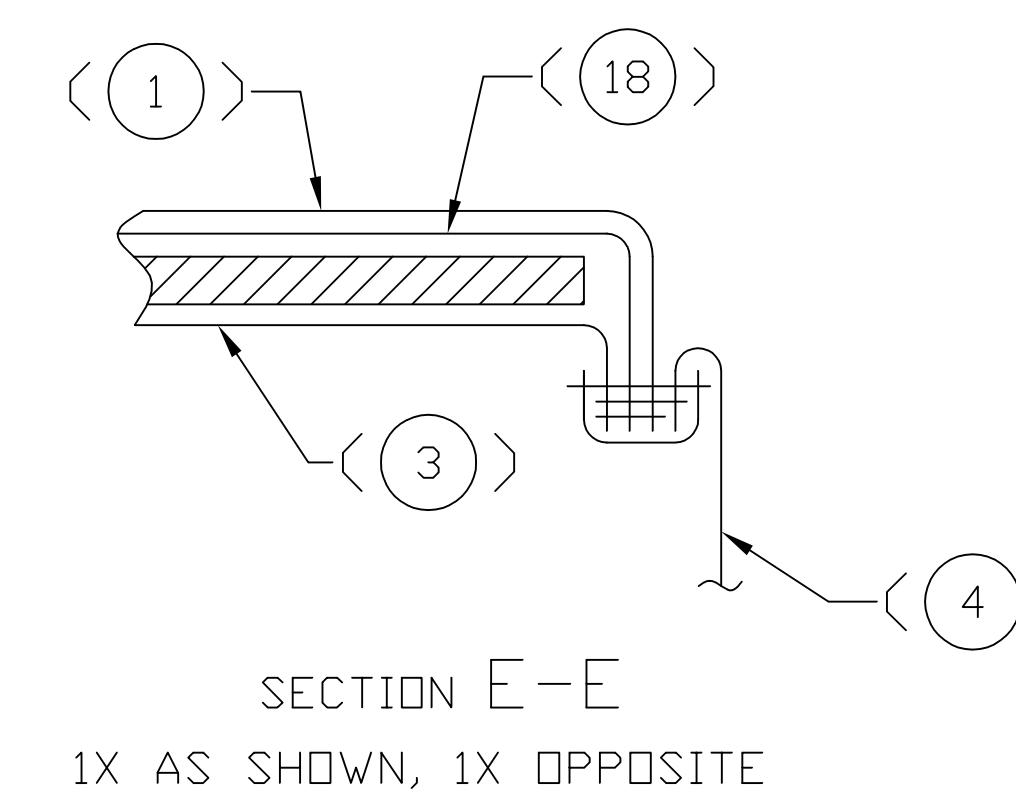
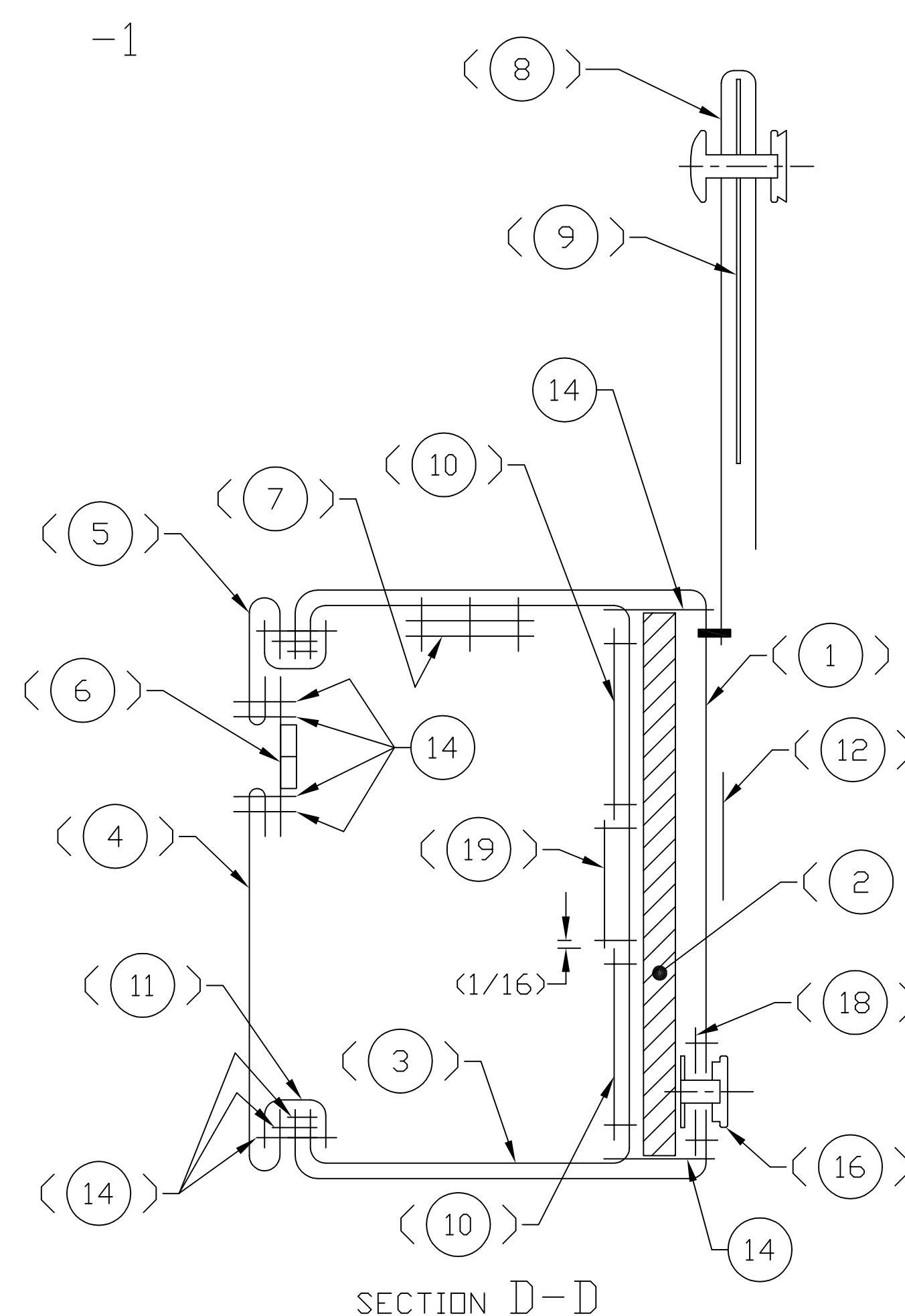
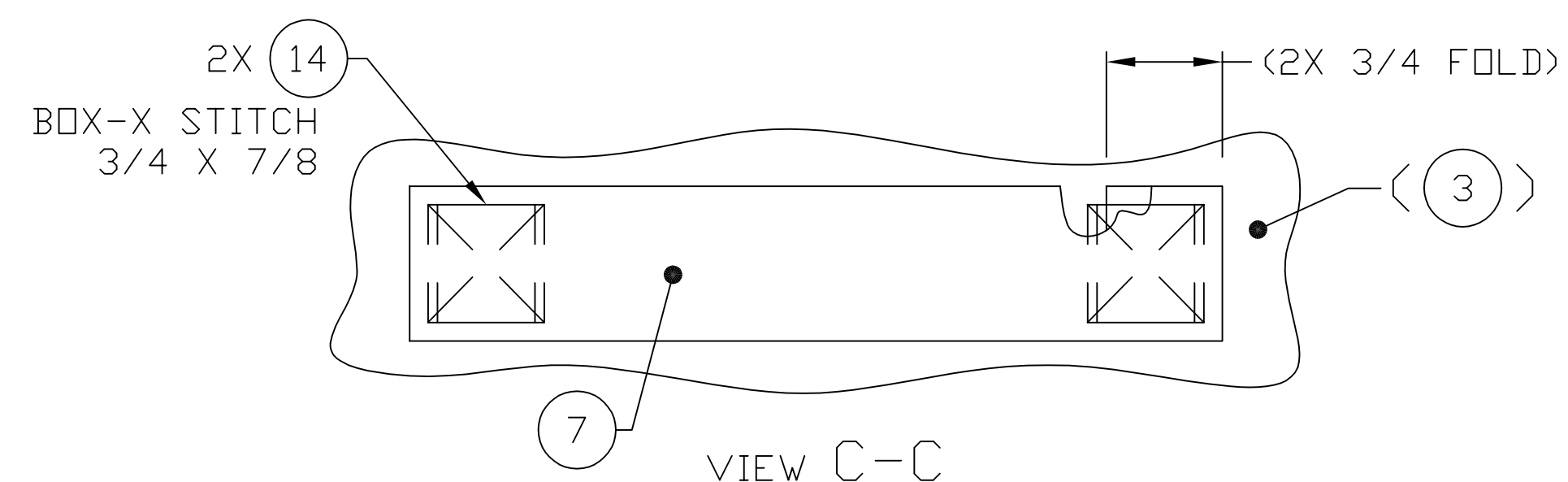
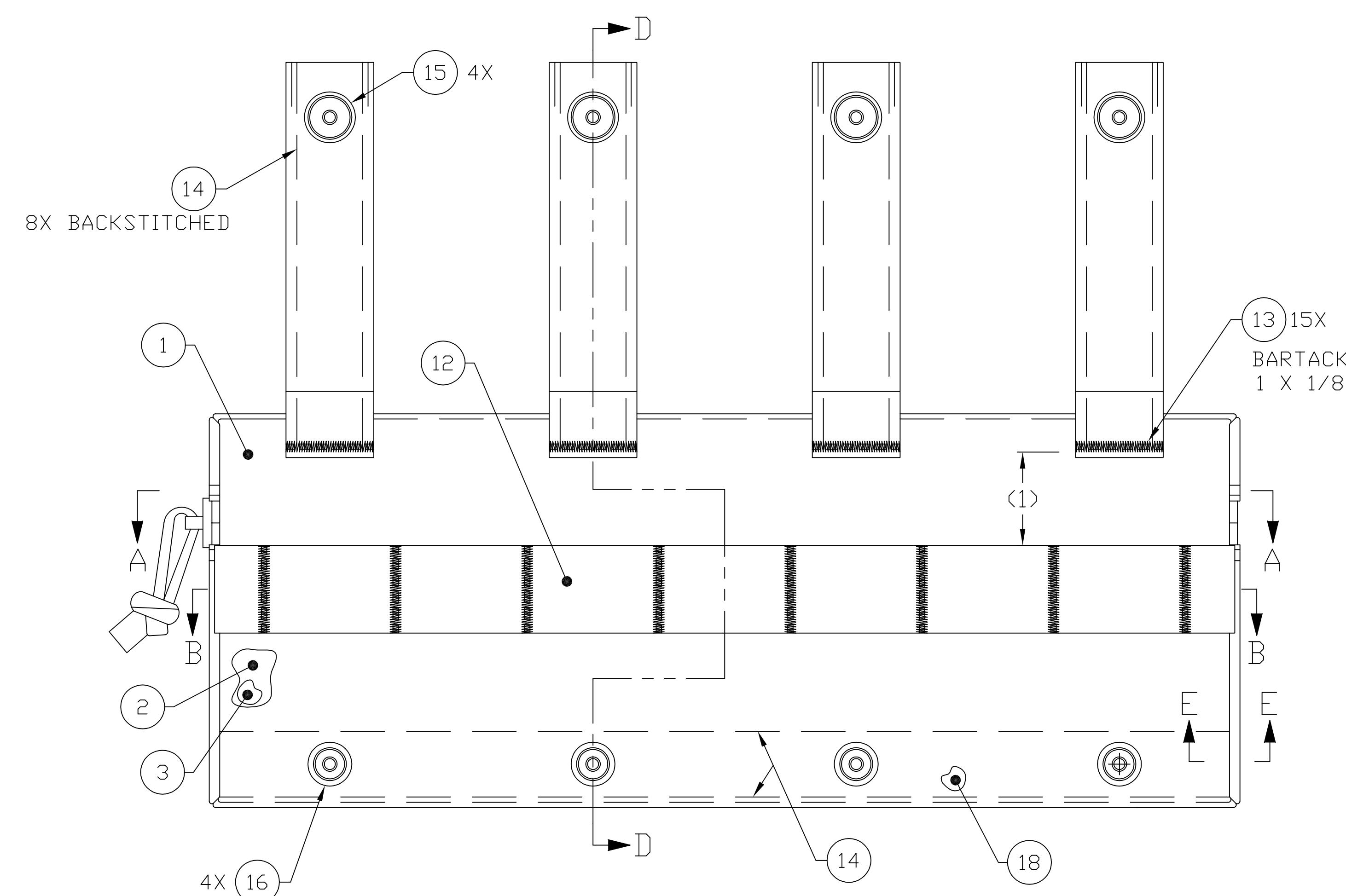
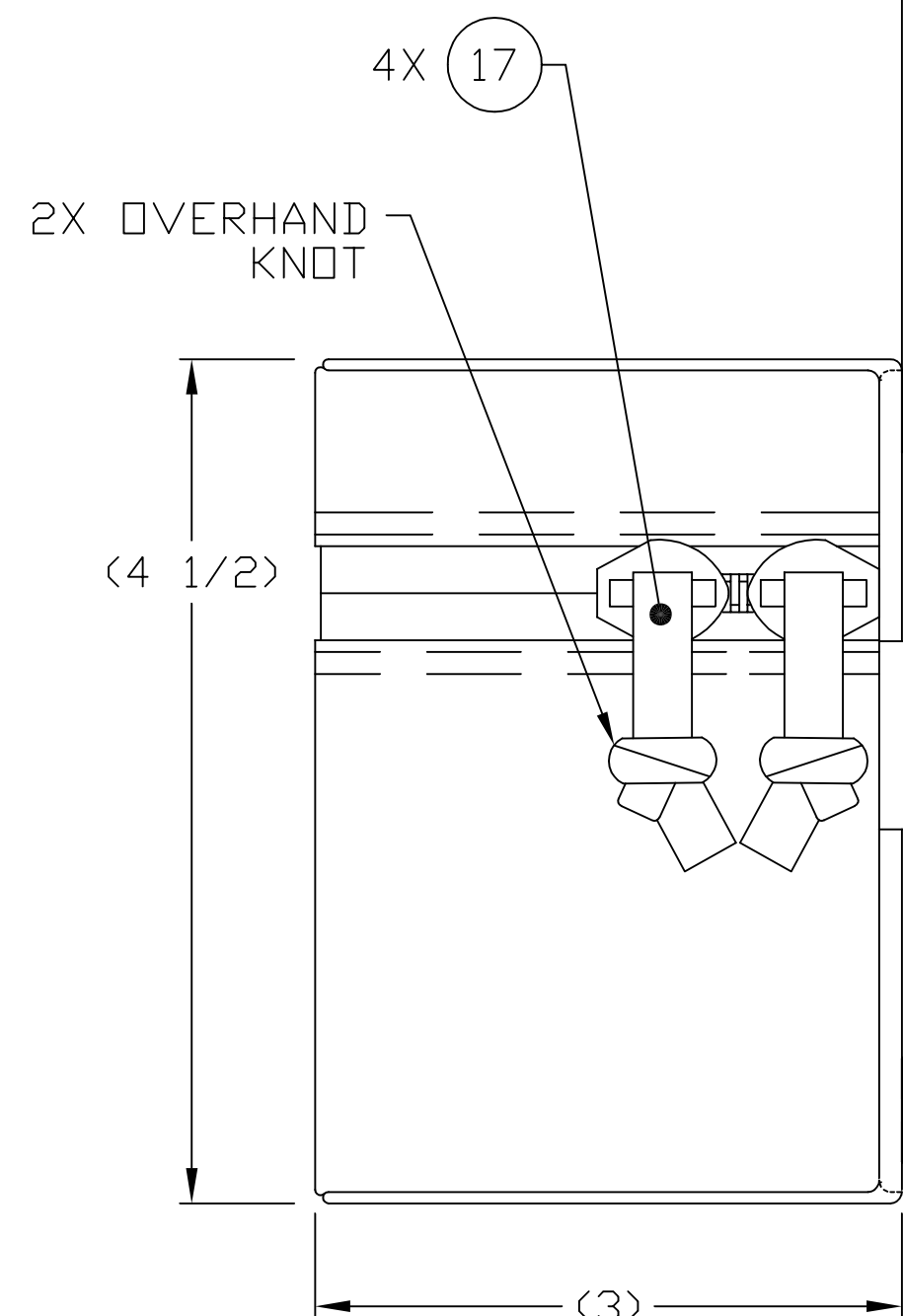
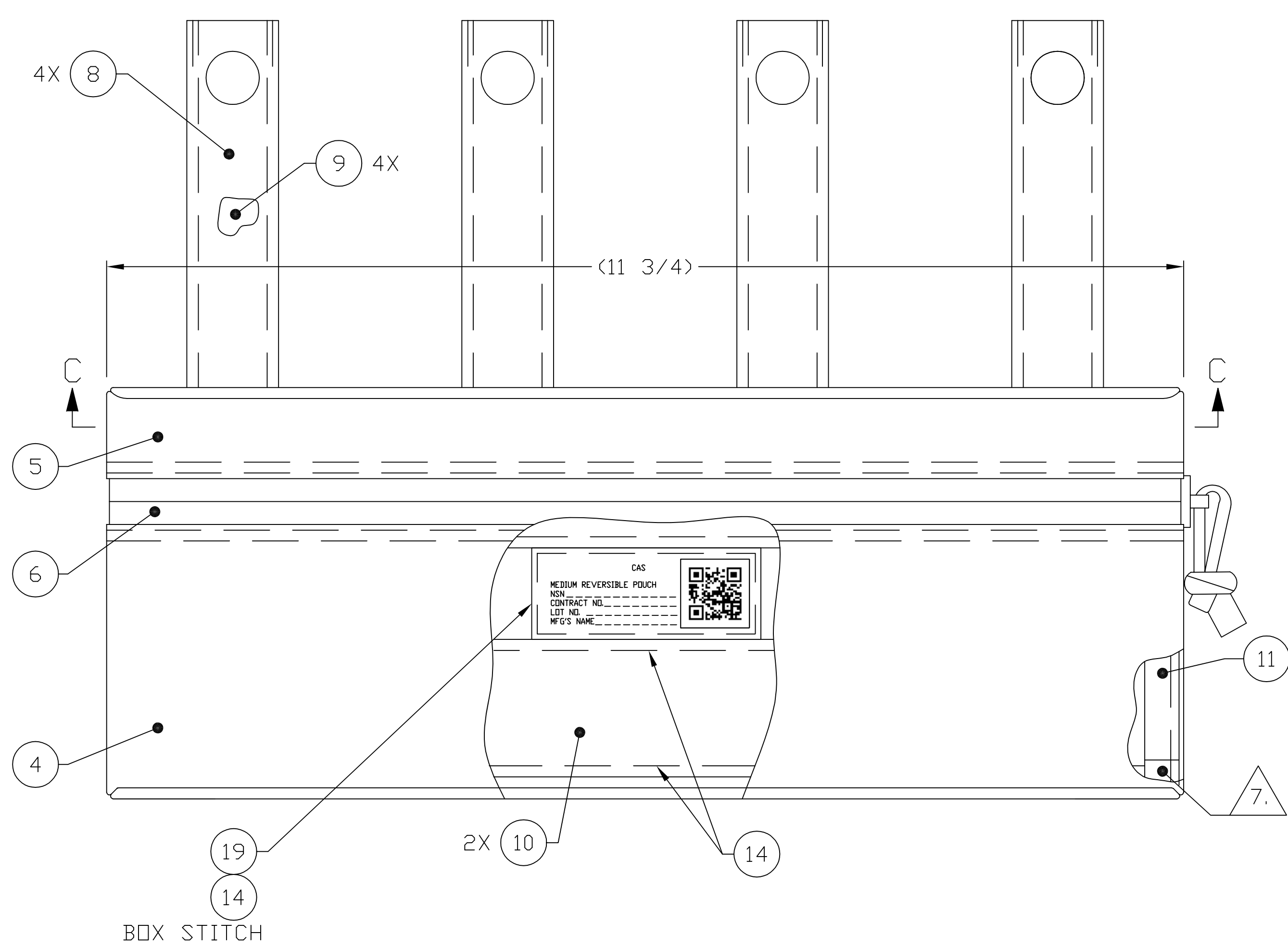
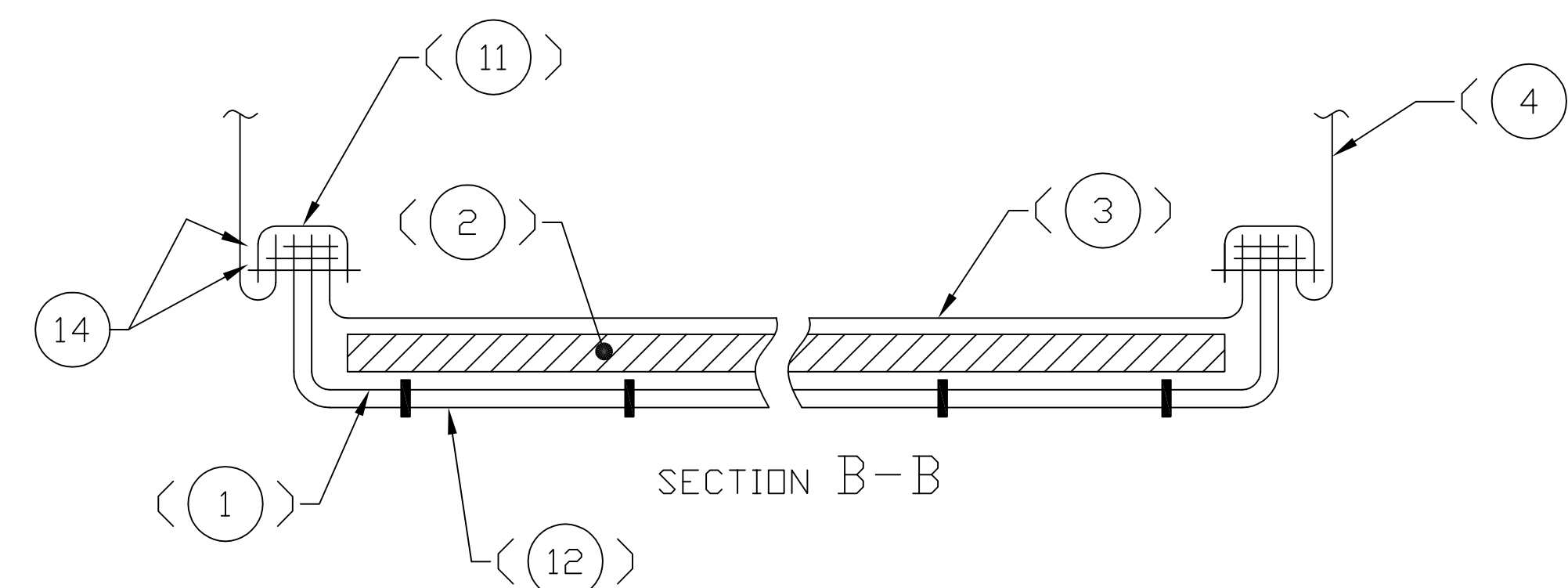
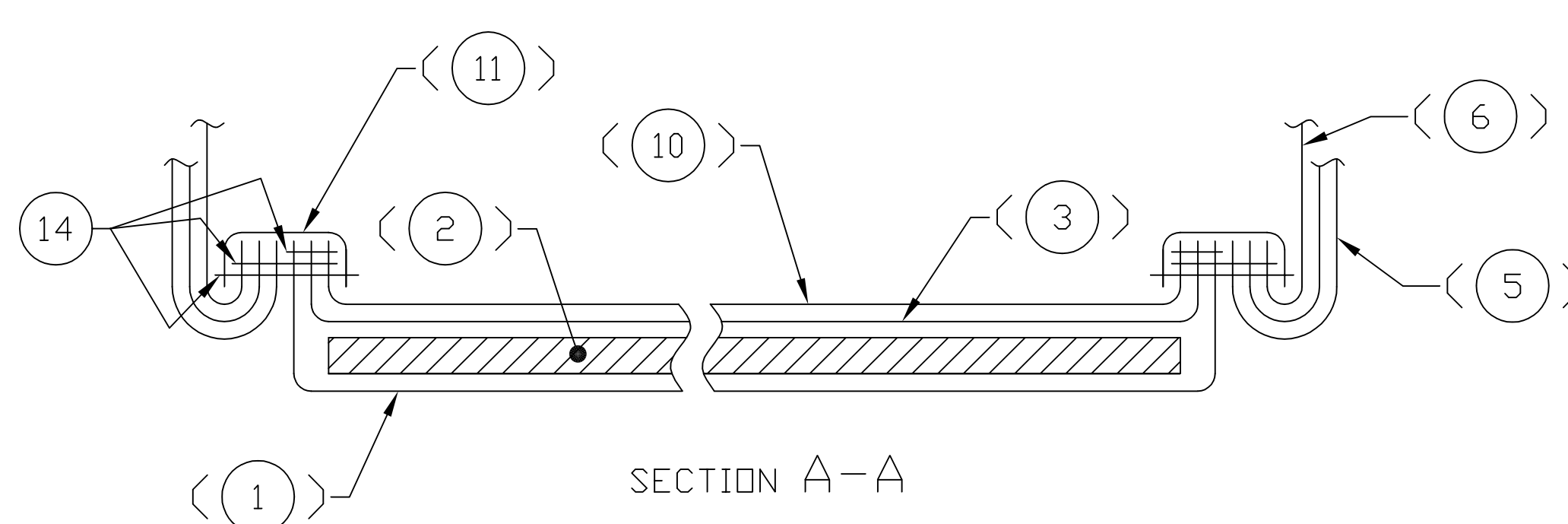
FIND NO.	QTY RQD	CAGE	DRAWING OR DOCUMENT NUMBER	DWG SIZE	PART OR IDENTIFYING NUMBER	NOMENCLATURE OR DESCRIPTION	MATERIAL SPECIFICATION
	-1						
12	1		2-6-0958 	C	2-6-0958-9	WEBBING, 1" WIDE, CUT LENGTH 12 3/4" 	PARA 3.12.4.1
13	AR					THREAD, SIZE E	PARA 3.12.8.2
14	AR					THREAD, SIZE F	PARA 3.12.8.1
15	4					FASTENER, SNAP (BUTTON)	PARA 3.12.15.1
16	4					FASTENER, SNAP (STUD)	PARA 3.12.15.1
17	4					CORD, ROUND, CUT LENGTH 9"	PARA 3.12.10.3
18	1		2-6-0958 	C	2-6-0958-10	WEBBING, 1" WIDE, CUT LENGTH 12 3/4" 	PARA 3.12.4.1
19	1		2-6-0963 	C	2-6-0963-1	IDENTIFICATION & INSTRUCTION LABEL	PARA 3.25

NOTES:

1. WORKMANSHIP, CONSTRUCTION, STITCHING AND QUALITY ASSURANCE PROVISIONS SHALL CONFORM TO PURCHASE DESCRIPTION, FAMILY OF IMPROVED LOAD BEARING EQUIPMENT DATED 01 MAY 2012.
2. UNLESS OTHERWISE SPECIFIED ALL FOLDS, HEMS AND TURN UNDERS SHALL BE 3/8".
3. UNLESS OTHERWISE SPECIFIED, TOLERANCES SHALL BE AS FOLLOWS:  
 1/8 INCH OR MORE BUT LESS THAN 2 INCHES --- ±1/16  
 2 INCHES OR MORE BUT LESS THAN 10 INCHES -- ±1/8  
 10 INCHES OR MORE BUT LESS THAN 36 INCHES - ±1/4
4. ALL STITCHING SHALL BE BACKSTITCHED NOT LESS THAN 1/2 INCH UNLESS TURNED UNDER BY A HEM OR HELD BY OTHER STITCHING.
5. ALL STITCHING TO BE 1/8 INCH FROM EDGE OR SPACED 1/8 INCH APART, UNLESS OTHERWISE SPECIFIED.
6. SEAR ALL ENDS OF CORD, WEBBING AND TAPE TO PREVENT FRAYING. AVOID FORMING SHARP EDGES.
7. OVERLAP THE ENDS OF THE BINDING TAPE, FN 11, BY 1/2 INCH AS SHOWN IN LOWER CORNER.

REVISIONS		PROJ OFCR	APYD	DATE
ZONE/LTR	DESCRIPTION	T.S.	T.S.	12-08-01
-	INITIAL RELEASE PER DR-S-023-12	T.S.	T.S.	12-08-01
A	REVISED PER DR-S-006-13	T.S.	T.S.	13-02-06

THIS DRAWING HAS BEEN GENERATED AND IS MAINTAINED BY A CAD SYSTEM. CHANGES SHALL ONLY BE INCORPORATED AS DIRECTED BY THE DESIGN ACTIVITY.



SEE SEPARATE PARTS LIST

UNLESS OTHERWISE SPECIFIED DIMENSIONS ARE IN INCHES		DATE 12-06-14		U.S. ARMY NATICK SOLDIER RESEARCH, DEVELOPMENT & ENGINEERING CENTER KANSAS STREET, NATICK MA 01760-5056	
TOLERANCES:		DRAWN BY H. WELCH		MEDIUM REVERSIBLE POUCH, CORPSMAN ASSAULT SYSTEM	
ANGLES: ± 3		CHECKED F. KERRIGAN		DRAWING NO. 2-6-0937	
FRACTIONS: ± 3		PRJ OFCR T. SCOTT		SCALE 1/1 UNIT WT. SHEET 1 OF 1	
2 PLACE DIM ±		APPROVED T. SCOTT		SIZE/CAGE E 81337	
3 PLACE DIM ±		APPROVAL DESIGN ACTIVITY I. SCOTT		NEXT ASSY USED ON APPLICATION	
2-6-0944		2-6-0944		APPLICABLE SPEC	
NEXT ASSY USED ON APPLICATION					

REVISIONS

REV	DESCRIPTION	PRJ DFCR	APVD	DATE
-	INITIAL RELEASE PER DR-S-023-12	T.S.	T.S.	12-08-01
A	REVISED PER DR-S-033-12	T.S.	T.S.	12-12-14

THIS DRAWING HAS BEEN GENERATED AND IS MAINTAINED BY A CAD SYSTEM. CHANGES SHALL ONLY BE INCORPORATED AS DIRECTED BY THE DESIGN ACTIVITY.

1. REFER TO PURCHASE DESCRIPTION, FAMILY OF IMPROVED LOAD BEARING EQUIPMENT, DATED 01 MAY 2012.

2. CUT LENGTHS ARE FOR REFERENCE ONLY.

DISTRIBUTION STATEMENT A  
THIS DOCUMENT IS APPROVED FOR PUBLIC RELEASE; DISTRIBUTION IS UNLIMITED.

REV LEVEL	A	A									
SHEET NO.	1	2									

INTERPRET THIS DRAWING IN ACCORDANCE WITH ASME Y14.100

REVISION STATUS OF SHEETS














UNLESS OTHERWISE SPECIFIED: DIMENSIONS ARE IN INCHES  
TOLERANCES:  
ANGLES ± -  
FRACTIONS ± -  
2 PLACE DIM ± -  
3 PLACE DIM ± -

U.S. ARMY NATICK SOLDIER RESEARCH, DEVELOPMENT & ENGINEERING CENTER  
KANSAS STREET, NATICK MA. 01760-5056

DATE 12-06-14  
DRAWN BY H. WELCH  
CHECKED F. KERRIGAN  
PRJ DFCR T. SCOTT  
APPROVED T. SCOTT

MEDIUM POUCH,  
CORPSMAN ASSAULT  
SYSTEM

2-6-0944	2-6-0944	APPROVAL DESIGN ACTIVITY	SIZE	CAGE	DRAWING NO.
NEXT ASSY	USED DN	T. SCOTT	A	81337	PL 2-6-0938
APPLICATION		APPLICABLE SPEC	SCALE: N/A	UNIT WT.	SHEET 1 OF 2

PARTS LIST		U.S. ARMY NATICK SOLDIER RESEARCH, DEVELOPMENT & ENGINEERING CENTER KANSAS STREET, NATICK MA. 01760-5056			CAGE 81337	PL2-6-0938	REVISION LTR A DATE 12-12-14	
LIST TITLE MEDIUM POUCH, CORPSMAN ASSAULT SYSTEM					APPROVED T. S. T. S.	REV AUTH NO. DR-S-033-12	SHEET <u>2</u> OF <u>    </u> SHEETS	
FIND NO.	QTY RQD - 1	CAGE	DRAWING OR DOCUMENT NUMBER	DWG SIZE	PART OR IDENTIFYING NUMBER	NOMENCLATURE OR DESCRIPTION		MATERIAL SPECIFICATION
1	1		2-6-0955 	C	2-6-0955-2	OUTER BACK		PARA 3.12.7.2 CLOTH, NYLON, 500D
2	1		2-6-0955 	C	2-6-0955-5	INSIDE SUPPORT		PARA 3.12.2.9 FOAM
3	1		2-6-0955 	C	2-6-0955-1	INNER BACK		PARA 3.12.7.7
4	1		2-6-0955 	C	2-6-0955-3	BOTTOM ZIPPER PANEL		PARA 3.12.7.2 CLOTH, NYLON, 500D
5	1		2-6-0955 	C	2-6-0955-4	TOP ZIPPER PANEL		PARA 3.12.7.2 CLOTH, NYLON, 500D
6	1					FASTENER, SLIDE, CUT LENGTH 17 3/4"		PARA 3.12.9.13
7	1		2-6-0955 	C	2-6-0955-6	HANDLE		PARA 3.12.4.1
8	2		2-6-0955 	C	2-6-0955-7	FASTENER, HOOK, 1 1/2" WIDE, CUT LENGTH 12 3/4" 		PARA 3.12.6
9	AR					TAPE, BINDING, 1" WIDE		PARA 3.12.4.5
10	AR					THREAD, SIZE F		PARA 3.12.8.1
11	2					CORD, ROUND, CUT LENGTH 9"		PARA 3.12.10.3
12	1		2-6-0963 	C	2-6-0963-1	IDENTIFICATION & INSTRUCTION LABEL		PARA 3.25

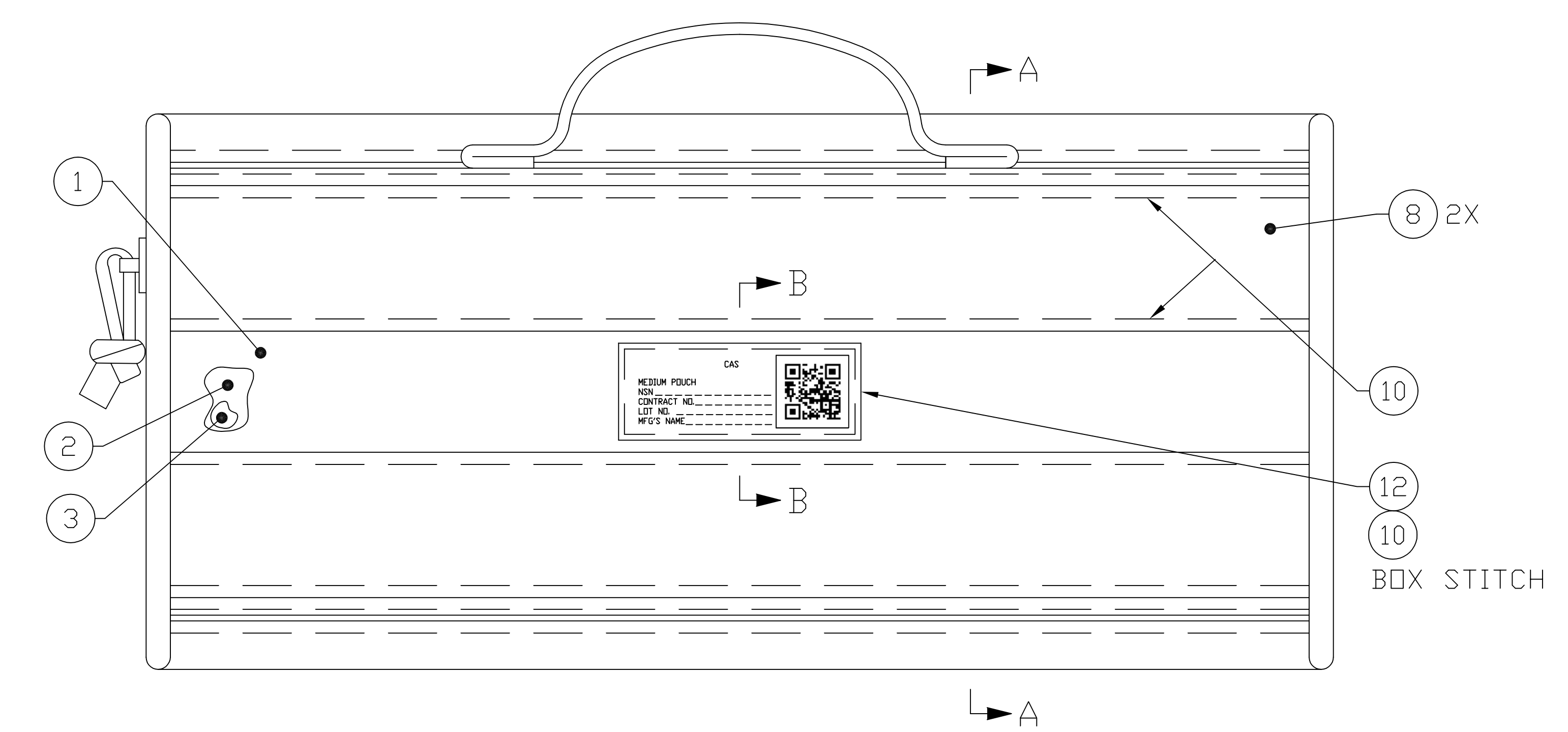
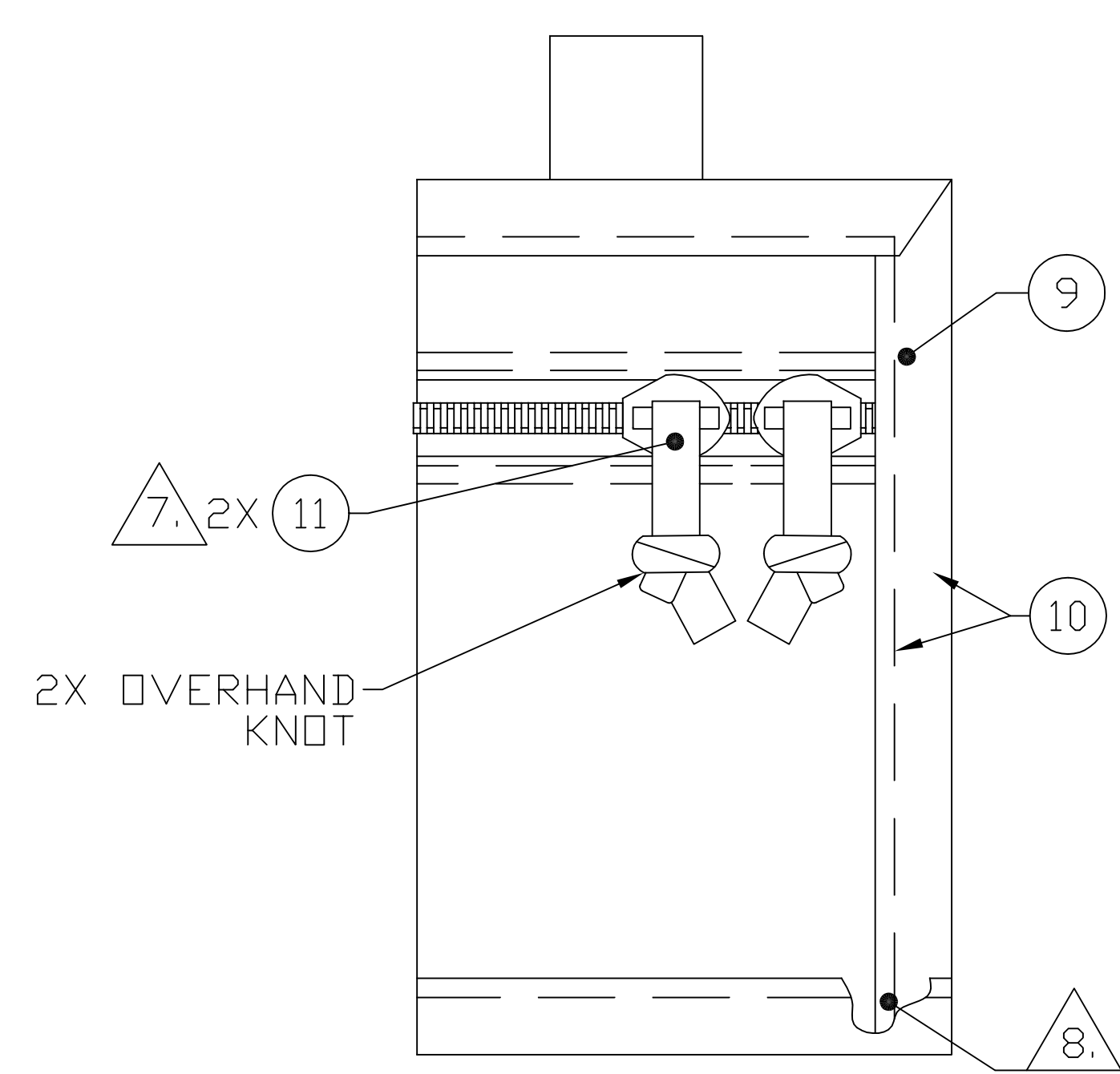
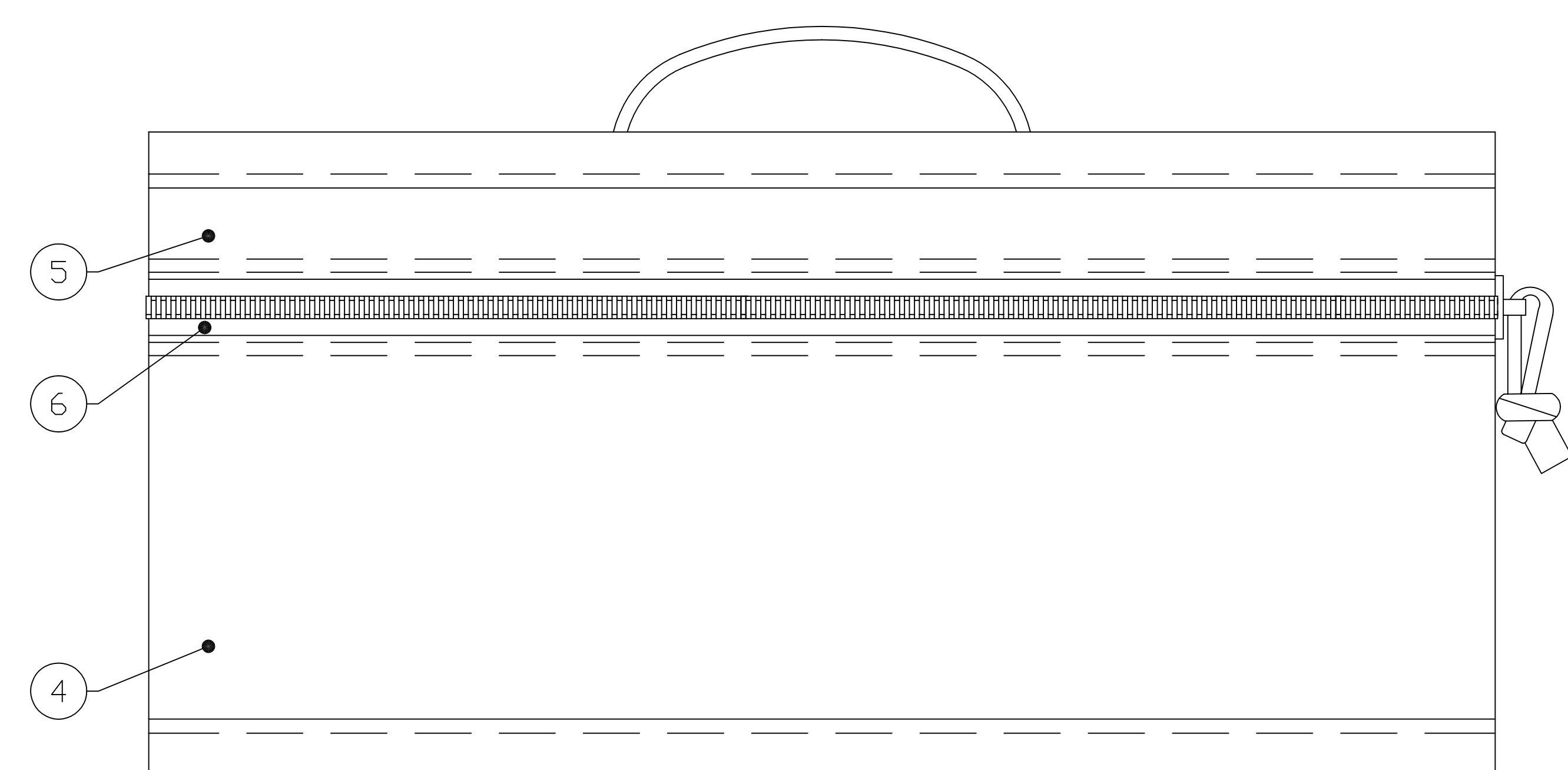
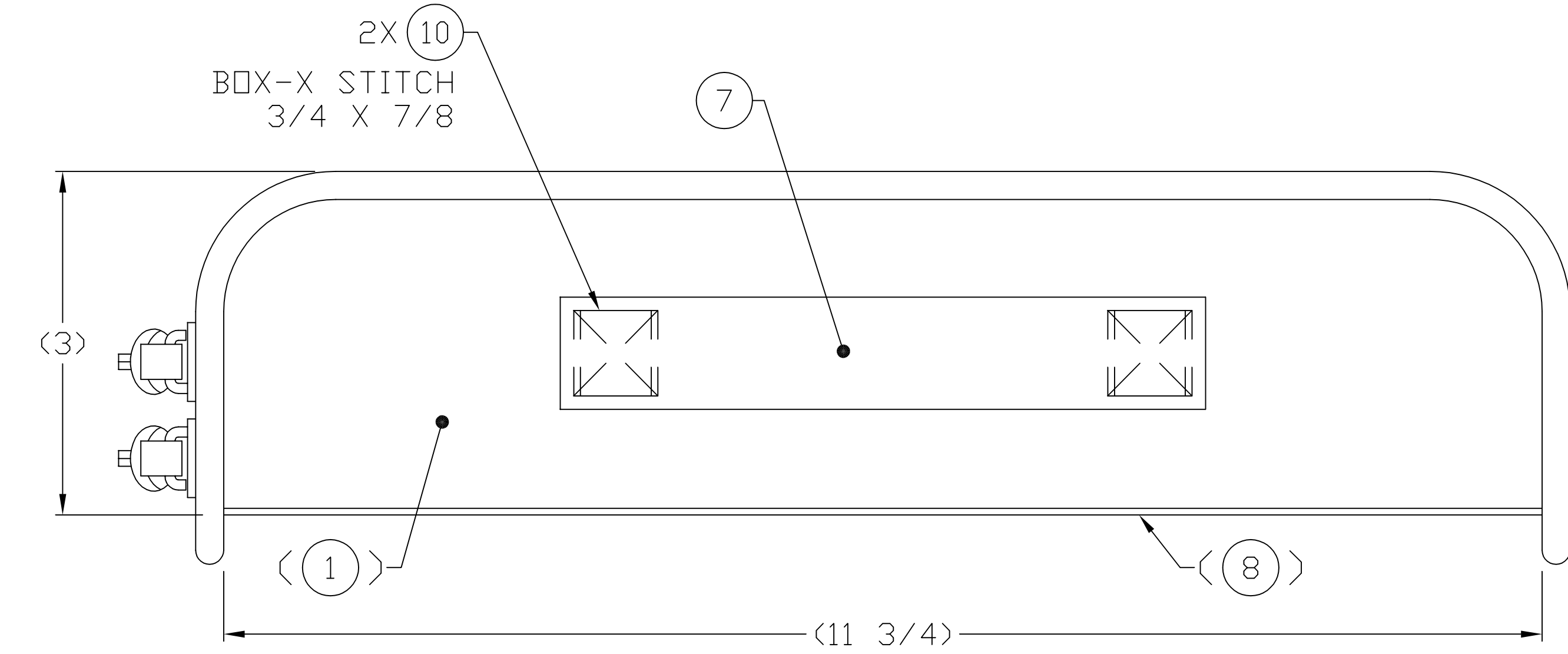


NOTES:

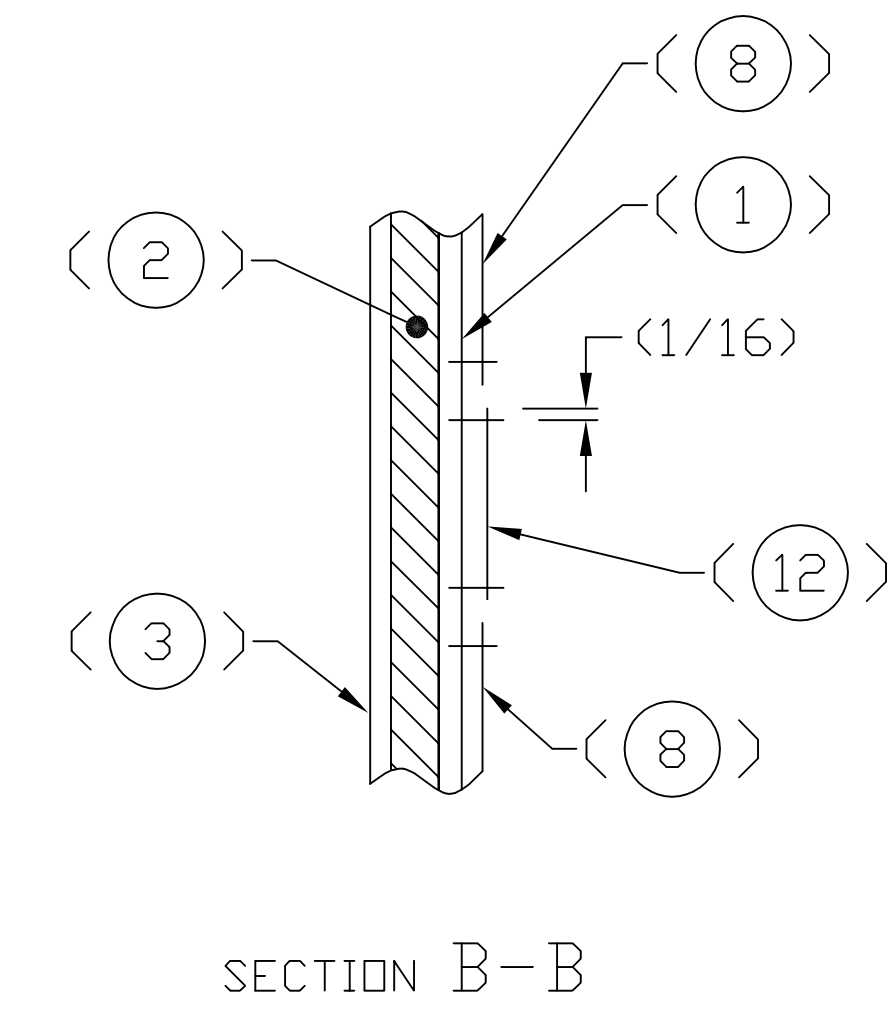
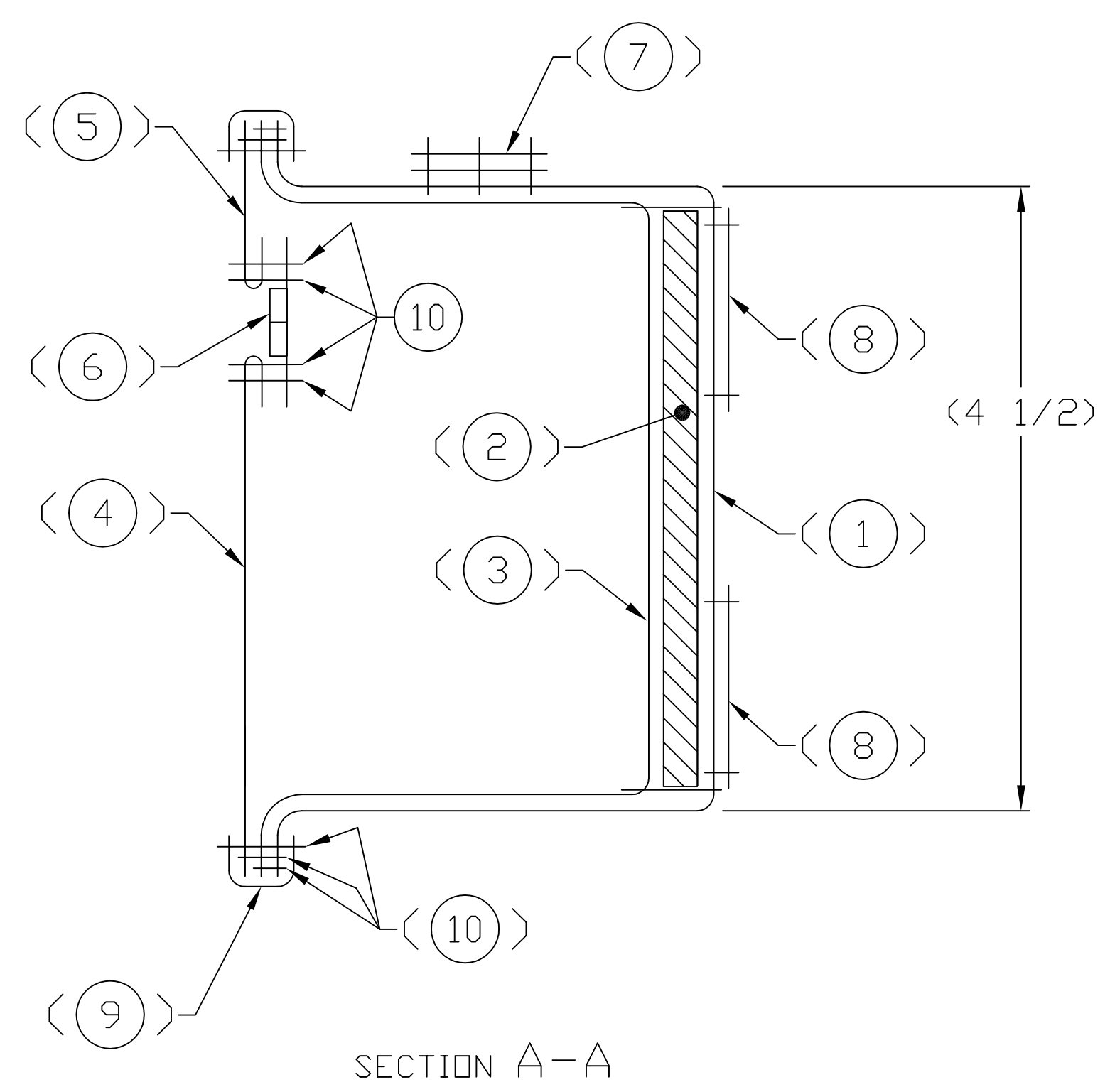
1. WORKMANSHIP, CONSTRUCTION, STITCHING AND QUALITY ASSURANCE PROVISIONS SHALL CONFORM TO PURCHASE DESCRIPTION, FAMILY OF IMPROVED LOAD BEARING EQUIPMENT DATED 01 MAY 2012.
2. UNLESS OTHERWISE SPECIFIED ALL FOLDS, HEMS AND TURN UNDERS SHALL BE 3/8".
3. UNLESS OTHERWISE SPECIFIED, TOLERANCES SHALL BE AS FOLLOWS:  
 1/8 INCH OR MORE BUT LESS THAN 2 INCHES --- ±1/16  
 2 INCHES OR MORE BUT LESS THAN 10 INCHES -- ±1/8  
 10 INCHES OR MORE BUT LESS THAN 36 INCHES - ±1/4
4. ALL STITCHING SHALL BE BACKSTITCHED NOT LESS THAN 1/2 INCH UNLESS TURNED UNDER BY A HEM OR HELD BY OTHER STITCHING.
5. ALL STITCHING TO BE 1/8 INCH FROM EDGE OR SPACED 1/8 INCH APART, UNLESS OTHERWISE SPECIFIED.
6. SEAR ALL ENDS OF CORD, WEBBING AND TAPE TO PREVENT FRAYING. AVOID FORMING SHARP EDGES.
7. POSITION THE SLIDERS, THROAT TO THROAT, AND PULLS AS SHOWN.
8. OVERLAP THE ENDS OF THE BINDING TAPE, FN 9, BY 1/2 INCH AS SHOWN IN LOWER CORNER.

REVISIONS				
ZONE/LTR	DESCRIPTION	PRJ DFCR	APYD	DATE
-	INITIAL RELEASE PER DR-S-023-12	T. S.	T. S.	12-08-01

THIS DRAWING HAS BEEN GENERATED AND IS MAINTAINED BY A CAD SYSTEM. CHANGES SHALL ONLY BE INCORPORATED AS DIRECTED BY THE DESIGN ACTIVITY.



-1



SEE SEPARATE PARTS LIST

UNLESS OTHERWISE SPECIFIED DIMENSIONS ARE IN INCHES		DATE 12-06-14		U.S. ARMY NATICK SOLDIER RESEARCH, DEVELOPMENT & ENGINEERING CENTER KANSAS STREET, NATICK MA 01760-5056	
TOLERANCES:		DRAWN BY H. WELCH		MEDIUM POUCH, CORPSMAN ASSAULT SYSTEM	
ANGLES ±		CHECKED F. KERRIGAN		DRAWING NO. 2-6-0938	
FRACTIONS ±		PRJ DFCR T. SCOTT		SCALE 1/1 UNIT WT.	
2 PLACE DIM ±		APPROVED I. SCOTT		SHEET 1 OF 1	
3 PLACE DIM ±		APPROVAL DESIGN ACTIVITY			
		I. SCOTT			
2-6-0944		2-6-0944			
NEXT ASSY USED ON APPLICATION		APPLICABLE SPEC			

REVISIONS

REV	DESCRIPTION	PRJ DFCR	APVD	DATE
-	INITIAL RELEASE PER DR-S-023-12	T.S.	T.S.	12-08-01
A	REVISED PER DR-S-033-12	T.S.	T.S.	12-12-14

THIS DRAWING HAS BEEN GENERATED AND IS MAINTAINED BY A CAD SYSTEM. CHANGES SHALL ONLY BE INCORPORATED AS DIRECTED BY THE DESIGN ACTIVITY.

1. REFER TO PURCHASE DESCRIPTION, FAMILY OF IMPROVED LOAD BEARING EQUIPMENT, DATED 01 MAY 2012.

2. CUT LENGTHS ARE FOR REFERENCE ONLY.

DISTRIBUTION STATEMENT A  
THIS DOCUMENT IS APPROVED FOR PUBLIC RELEASE; DISTRIBUTION IS UNLIMITED.














REV LEVEL	A	A								
SHEET NO.	1	2								

INTERPRET THIS DRAWING IN ACCORDANCE WITH ASME Y14.100

UNLESS OTHERWISE SPECIFIED: DIMENSIONS ARE IN INCHES TOLERANCES:	DATE 12-06-14		REVISION STATUS OF SHEETS
	ANGLES		
FRACTIONS	±	-	U.S. ARMY NATICK SOLDIER RESEARCH, DEVELOPMENT & ENGINEERING CENTER KANSAS STREET, NATICK MA. 01760-5056  LARGE POUCH, CORPSMAN ASSAULT SYSTEM
2 PLACE DIM	±	-	
3 PLACE DIM	±	-	

DATE	12-06-14	APPROVAL	T. SCOTT	SIZE	A	DRAWING NO.	2-6-0939
DRAWN BY	H. WELCH	DESIGN ACTIVITY	T. SCOTT	CAGE	81337	UNIT	PL
CHECKED	F. KERRIGAN	APPLICABLE SPEC	-	SCALE	N/A	WT.	
PRJ DFCR	T. SCOTT						
APPROVED	T. SCOTT						
NEXT ASSY	USED DN						
APPLICATION							

PARTS LIST	U.S. ARMY NATICK SOLDIER RESEARCH, DEVELOPMENT & ENGINEERING CENTER KANSAS STREET, NATICK MA. 01760-5056	CAGE 81337	PL2-6-0939	REVISION LTR A DATE 12-12-14
LIST TITLE LARGE POUCH, CORPSMAN ASSAULT SYSTEM			APPROVED T. S. T. S.	REV AUTH NO. DR-S-033-12
			SHEET 2 OF SHEETS	

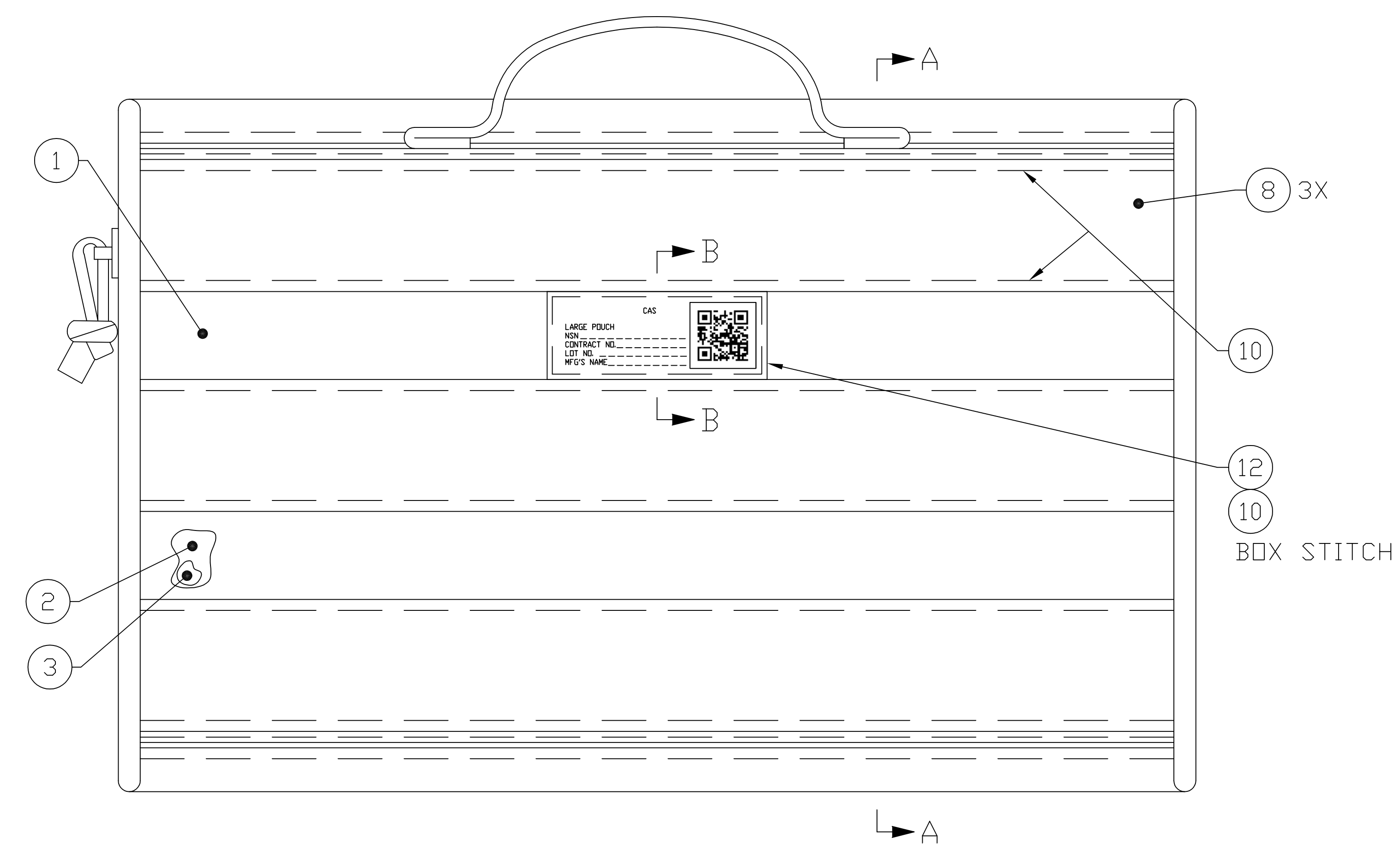
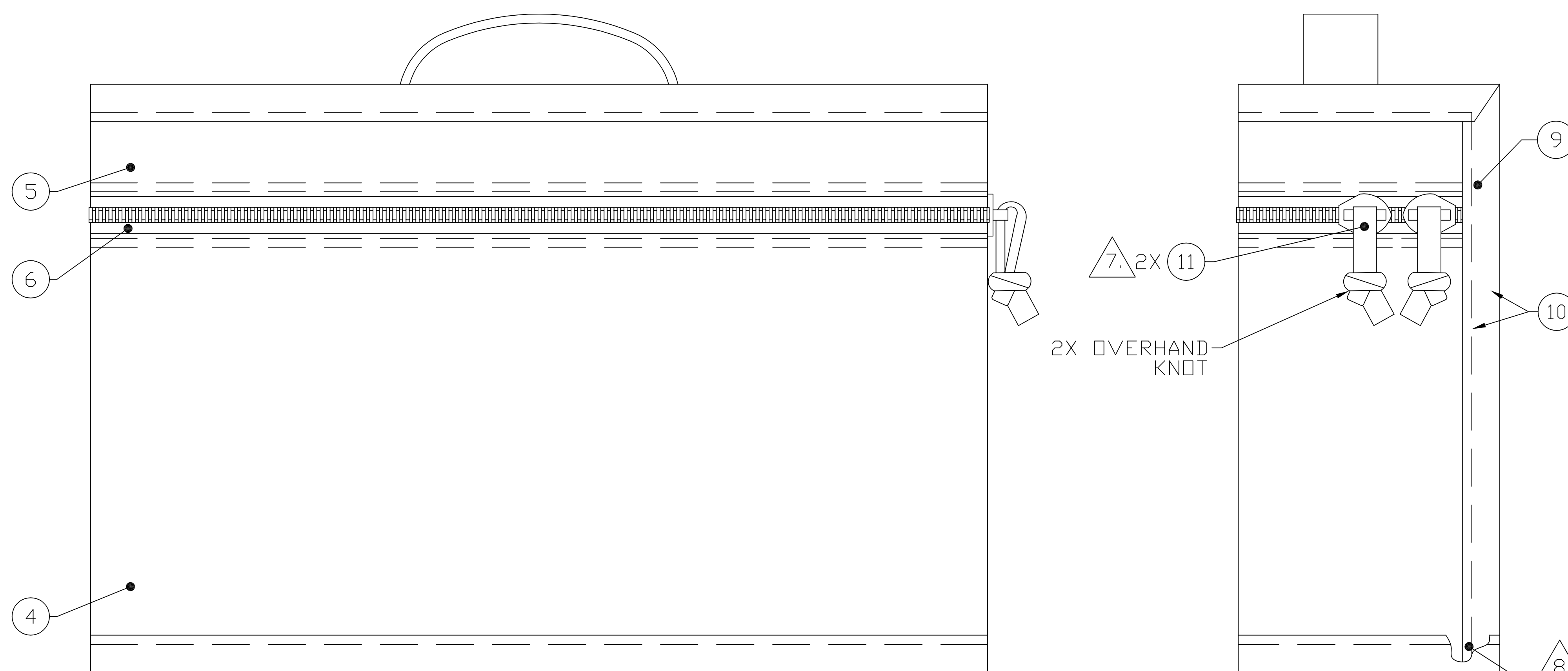
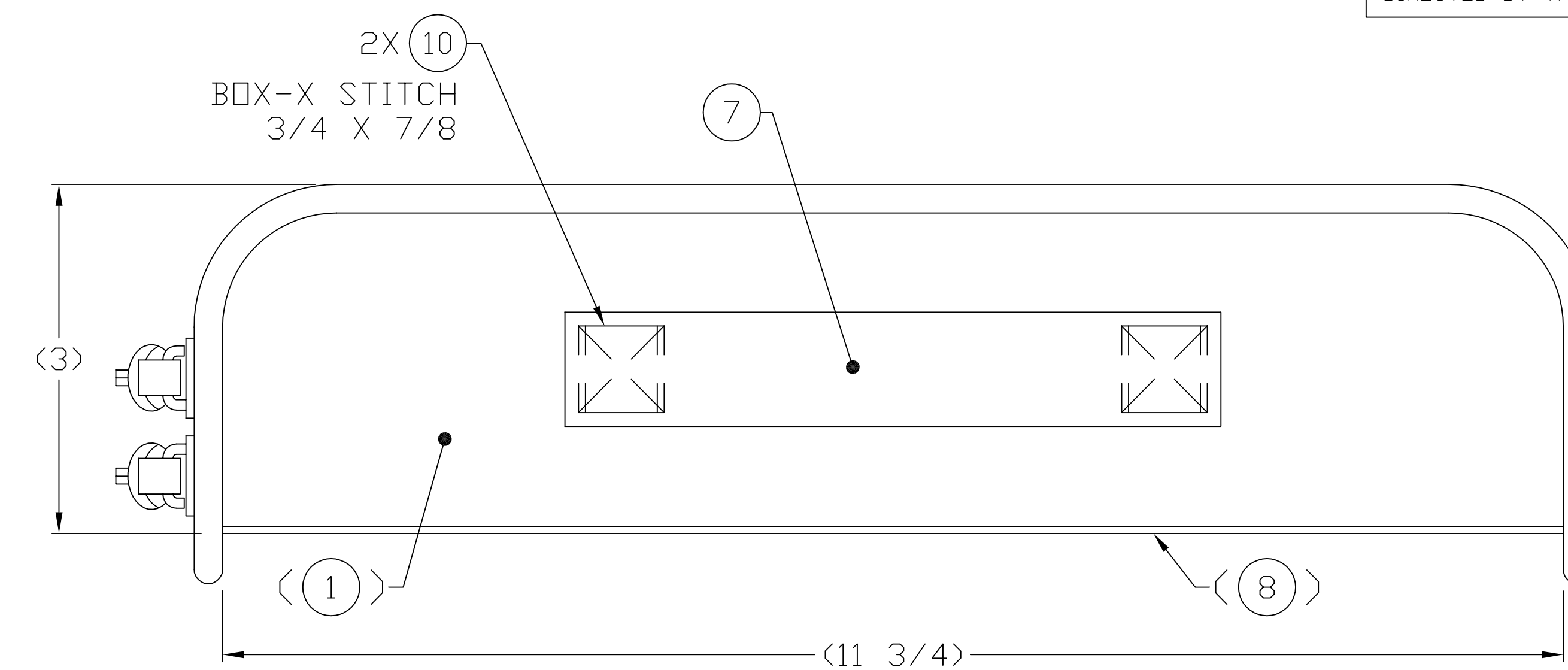
FIND NO.	QTY RQD	CAGE	DRAWING OR DOCUMENT NUMBER	DWG SIZE	PART OR IDENTIFYING NUMBER	NOMENCLATURE OR DESCRIPTION	MATERIAL SPECIFICATION
	-1						
1	1		2-6-0956 	C	2-6-0956-1	OUTER BACK	PARA 3.12.7.2 CLOTH, NYLON, 500D
2	1		2-6-0956 	C	2-6-0956-5	INSIDE SUPPORT	PARA 3.12.2.9 FOAM
3	1		2-6-0956 	C	2-6-0956-2	INNER BACK	PARA 3.12.7.7
4	1		2-6-0956 	C	2-6-0956-3	BOTTOM ZIPPER PANEL	PARA 3.12.7.2 CLOTH, NYLON, 500D
5	1		2-6-0956 	C	2-6-0956-4	TOP ZIPPER PANEL	PARA 3.12.7.2 CLOTH, NYLON, 500D
6	1					FASTENER, SLIDE, CUT LENGTH 17 3/4"	PARA 3.12.9.13
7	1		2-6-0956 	C	2-6-0956-6	HANDLE	PARA 3.12.4.1
8	3		2-6-0956 	C	2-6-0956-7	FASTENER, HOOK, 1 1/2" WIDE, CUT LENGTH 12 3/4" 	PARA 3.12.6
9	AR					TAPE, BINDING, 1" WIDE	PARA 3.12.4.5
10	AR					THREAD, SIZE F	PARA 3.12.8.1
11	2					CORD, ROUND, CUT LENGTH 9"	PARA 3.12.10.3
12	1		2-6-0963 	C	2-6-0963-1	IDENTIFICATION & INSTRUCTION LABEL	PARA 3.25

NOTES:

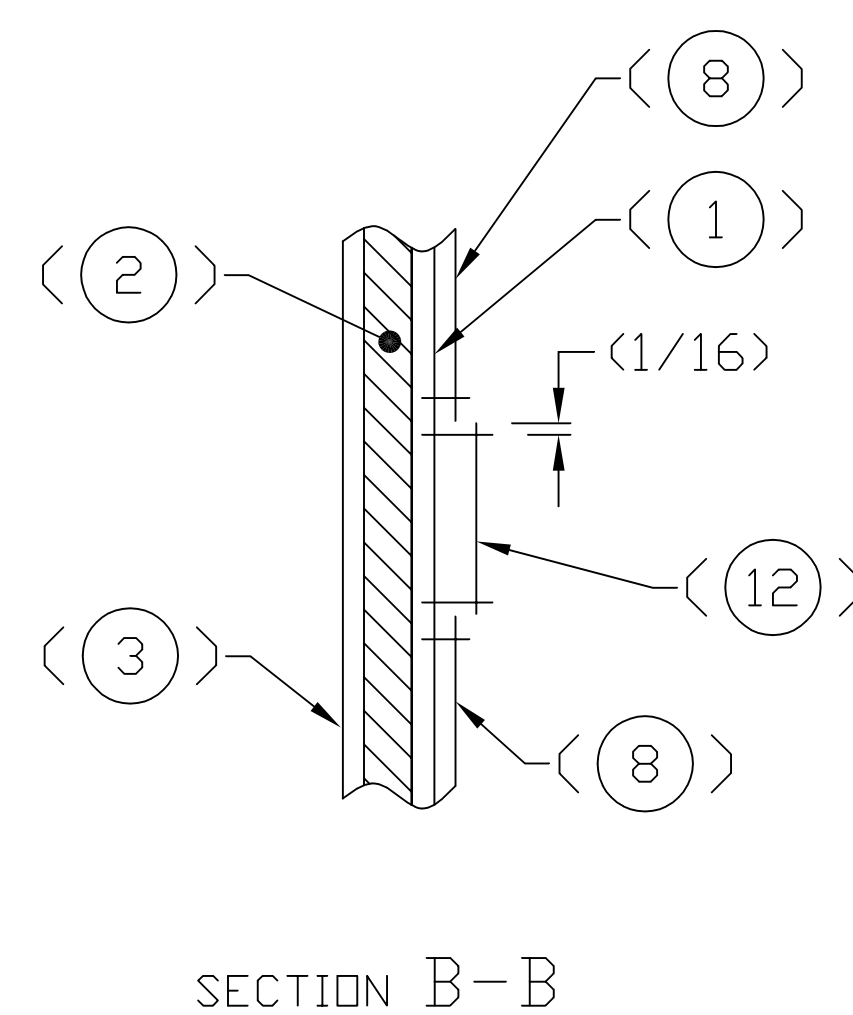
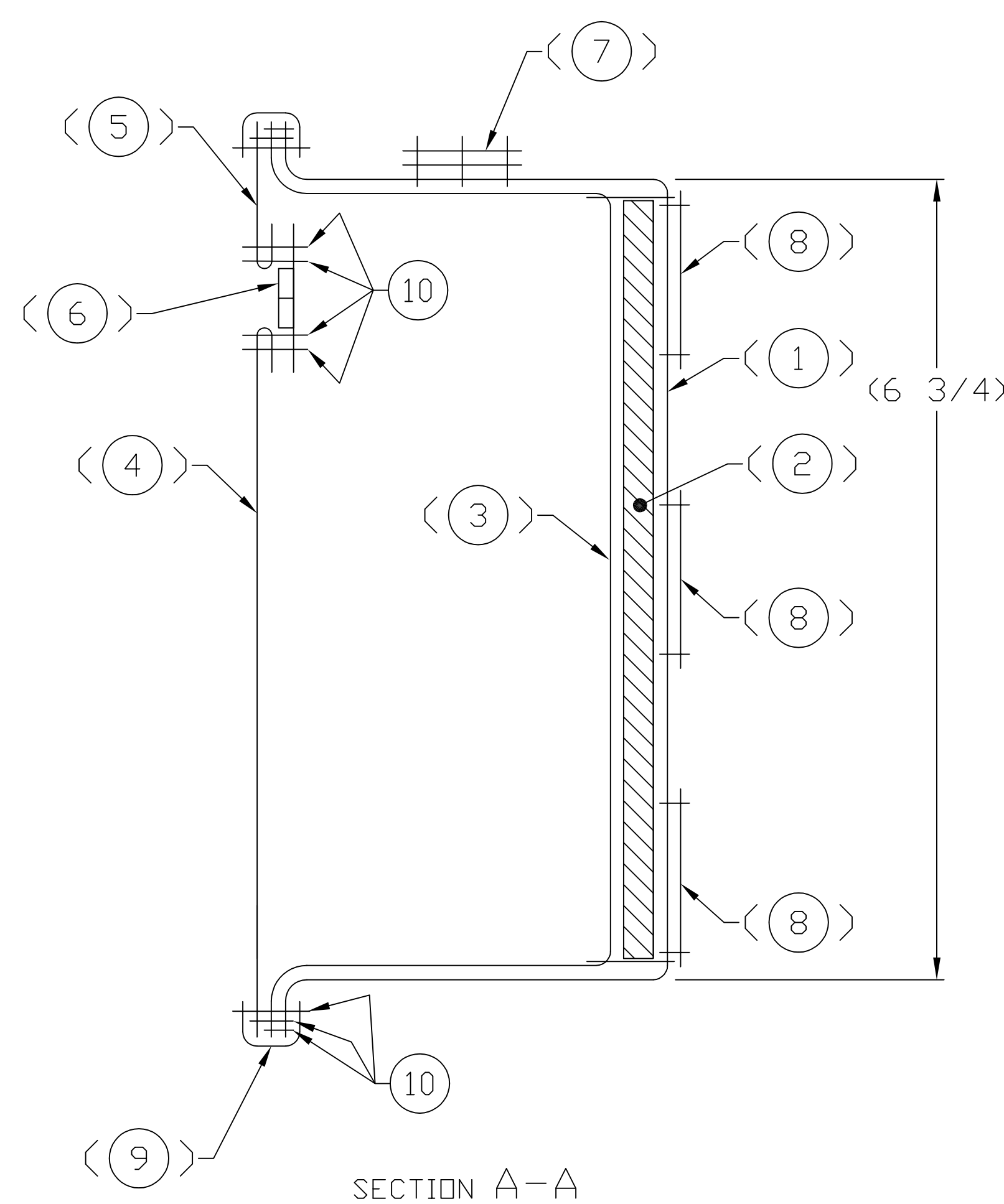
1. WORKMANSHIP, CONSTRUCTION, STITCHING AND QUALITY ASSURANCE PROVISIONS SHALL CONFORM TO PURCHASE DESCRIPTION, FAMILY OF IMPROVED LOAD BEARING EQUIPMENT DATED 01 MAY 2012.
2. UNLESS OTHERWISE SPECIFIED ALL FOLDS, HEMS AND TURN UNDERS SHALL BE 3/8".
3. UNLESS OTHERWISE SPECIFIED, TOLERANCES SHALL BE AS FOLLOWS:  
 1/8 INCH OR MORE BUT LESS THAN 2 INCHES --- ±1/16  
 2 INCHES OR MORE BUT LESS THAN 10 INCHES -- ±1/8  
 10 INCHES OR MORE BUT LESS THAN 36 INCHES - ±1/4
4. ALL STITCHING SHALL BE BACKSTITCHED NOT LESS THAN 1/2 INCH UNLESS TURNED UNDER BY A HEM OR HELD BY OTHER STITCHING.
5. ALL STITCHING TO BE 1/8 INCH FROM EDGE OR SPACED 1/8 INCH APART, UNLESS OTHERWISE SPECIFIED.
6. SEAR ALL ENDS OF CORD, WEBBING AND TAPE TO PREVENT FRAYING. AVOID FORMING SHARP EDGES.
7. POSITION THE SLIDERS, THROAT TO THROAT, AND PULLS AS SHOWN.
8. OVERLAP THE ENDS OF THE BINDING TAPE, FN 9, BY 1/2 INCH AS SHOWN IN LOWER CORNER.

REVISIONS		PROJ	DFCR	APYD	DATE
ZONE	LTR				
-		INITIAL RELEASE PER DR-S-023-12	T. S.	T. S.	12-08-01

THIS DRAWING HAS BEEN GENERATED AND IS MAINTAINED BY A CAD SYSTEM. CHANGES SHALL ONLY BE INCORPORATED AS DIRECTED BY THE DESIGN ACTIVITY.



-1



SEE SEPARATE PARTS LIST

UNLESS OTHERWISE SPECIFIED DIMENSIONS ARE IN INCHES		DATE 12-06-14		U.S. ARMY NATICK SOLDIER RESEARCH, DEVELOPMENT & ENGINEERING CENTER KANSAS STREET, NATICK MA 01760-5056	
TOLERANCES:		DRAWN BY H. WELCH		LARGE POUCH, CORPSMAN ASSAULT SYSTEM	
ANGLES	± 3	CHECKED F. KERRIGAN		SIZE/CAGE DRAWING NO.	
FRACTIONS	± 3	PRD J. DFCR T. SCOTT		E 81337 2-6-0939	
2 PLACE DIM	±	APPROVED I. SCOTT		SCALE 1/1 UNIT WT.	
3 PLACE DIM	±	APPROVAL DESIGN ACTIVITY		SHEET 1 OF 1	
		APPLICABLE SPEC			
2-6-0944	2-6-0944	NEXT ASSY USED ON APPLICATION			

DISTRIBUTION STATEMENT A THIS DOCUMENT IS APPROVED FOR PUBLIC RELEASE; DISTRIBUTION IS UNLIMITED.

INTERPRET THIS DRAWING IN ACCORDANCE WITH ASME Y14.100

2-6-0939

REVISIONS

REV	DESCRIPTION	PRJ DFCR	APVD	DATE
-	INITIAL RELEASE PER DR-S-023-12	T.S.	T.S.	12-08-01
A	REVISED PER DR-S-033-12	T.S.	T.S.	12-12-14

THIS DRAWING HAS BEEN GENERATED AND IS MAINTAINED BY A CAD SYSTEM. CHANGES SHALL ONLY BE INCORPORATED AS DIRECTED BY THE DESIGN ACTIVITY.

1. REFER TO PURCHASE DESCRIPTION, FAMILY OF IMPROVED LOAD BEARING EQUIPMENT, DATED 01 MAY 2012.

2. CUT LENGTHS ARE FOR REFERENCE ONLY.

DISTRIBUTION STATEMENT A  
THIS DOCUMENT IS APPROVED FOR PUBLIC RELEASE; DISTRIBUTION IS UNLIMITED.

REV LEVEL	A	A	A	A	A						
SHEET NO.	1	2	3	4	5	6					

INTERPRET THIS DRAWING IN ACCORDANCE WITH ASME Y14.100

UNLESS OTHERWISE SPECIFIED:  
DIMENSIONS ARE IN INCHES  
TOLERANCES:  
ANGLES ± -  
FRACTIONS ± -  
2 PLACE DIM ± -  
3 PLACE DIM ± -

DATE 12-06-07  
DRAWN BY H. WELCH  
CHECKED F. KERRIGAN  
PRJ DFCR T. SCOTT  
APPROVED T. SCOTT










U.S. ARMY NATICK SOLDIER RESEARCH, DEVELOPMENT & ENGINEERING CENTER  
KANSAS STREET, NATICK MA, 01760-5056

REVISION STATUS OF SHEETS

















MEDICAL ASSAULT PACK,  
CORPSMAN ASSAULT SYSTEM
















2-6-0944	2-6-0944	APPROVAL DESIGN ACTIVITY	SIZE	CAGE	DRAWING NO.
NEXT ASSY	USED DN	T. SCOTT	A	81337	PL 2-6-0940
APPLICATION		APPLICABLE SPEC	SCALE: N/A	UNIT WT.	SHEET 1 OF 6

PARTS LIST	U.S. ARMY NATICK SOLDIER RESEARCH, DEVELOPMENT & ENGINEERING CENTER KANSAS STREET, NATICK MA. 01760-5056	CAGE 81337	PL2-6-0940	REVISION LTR A	DATE 12-12-14
LIST TITLE MEDICAL ASSAULT PACK, CORPSMAN ASSAULT SYSTEM			APPROVED T. S. T. S.	REV AUTH NO. DR-S-033-12	SHEET <u>2</u> OF _____ SHEETS














FIND NO.	QTY RQD	CAGE	DRAWING OR DOCUMENT NUMBER	DWG SIZE	PART OR IDENTIFYING NUMBER	NOMENCLATURE OR DESCRIPTION	MATERIAL SPECIFICATION
	- 1						
1	1		2-6-0950 	C	2-6-0950-7	FRONT PANEL	PARA 3.12.7.2 CLOTH, NYLON, 500D
2	1		2-6-0950 	C	2-6-0950-23	FRONT INSERT	PARA 3.12.2.2
3	2		2-6-0950 	C	2-6-0950-4	SIDE, ZIPPER PANEL	PARA 3.12.7.2 CLOTH, NYLON, 500D
4	2		2-6-0950 	C	2-6-0950-19	BOTTOM POCKET ZIPPER PANEL	PARA 3.12.7.2 CLOTH, NYLON, 500D
5	1		2-6-0950 	C	2-6-0950-18	BOTTOM POCKET BACK PANEL	PARA 3.12.7.2 CLOTH, NYLON, 500D
6	2		2-6-0950 	C	2-6-0950-3	TOP BOTTOM POCKET PANEL	PARA 3.12.7.2 CLOTH, NYLON, 500D
7	2		2-6-0950 	C	2-6-0950-6	BOTTOM POCKET PANEL	PARA 3.12.7.2 CLOTH, NYLON, 500D
8	2		2-6-0950 	C	2-6-0950-47	INNER SIDE VELCRO/FELT	PARA 3.12.6.1
9	1		2-6-0950 	C	2-6-0950-22	BACK PANEL	PARA 3.12.7.2 CLOTH, NYLON, 500D

PARTS LIST	U.S. ARMY NATICK SOLDIER RESEARCH, DEVELOPMENT & ENGINEERING CENTER KANSAS STREET, NATICK MA. 01760-5056	CAGE 81337	PL2-6-0940	REVISION LTR A DATE 12-12-14
LIST TITLE MEDICAL ASSAULT PACK, CORPSMAN ASSAULT SYSTEM			APPROVED T. S. T. S.	REV AUTH NO. DR-S-033-12
			SHEET 3	OF SHEETS













FIND NO.	QTY RQD	CAGE	DRAWING OR DOCUMENT NUMBER	DWG SIZE	PART OR IDENTIFYING NUMBER	NOMENCLATURE OR DESCRIPTION	MATERIAL SPECIFICATION
	-1						
10	1		2-6-0950 	C	2-6-0950-11	UPPER BACK PANEL	PARA 3.12.7.2 CLOTH, NYLON, 500D
11	1		2-6-0950 	C	2-6-0950-8	TOP POCKET OUTER PANEL	PARA 3.12.7.2 CLOTH, NYLON, 500D
12	1		2-6-0950 	C	2-6-0950-9	TOP POCKET ZIPPER PANEL	PARA 3.12.7.2 CLOTH, NYLON, 500D
13	4		2-6-0950 	C	2-6-0950-37	TOP POCKET ZIPPER GUSSET	PARA 3.12.7.2 CLOTH, NYLON, 500D
14	9		2-6-0950 	C	2-6-0950-49	WEBBING, 1" WIDE, CUT LENGTH 12" 	PARA 3.12.4.1
15	4		2-6-0950 	C	2-6-0950-34	SIDE MALE STRAP, CUT LENGTH 21 1/2" 	PARA 3.12.4.1
16	4		2-6-0950 	C	2-6-0950-31	WEBBING, 1" WIDE, CUT LENGTH 2 1/2" 	PARA 3.12.4.1
17	14		2-6-0950 	C	2-6-0950-40	WEBBING, 1" WIDE, CUT LENGTH 5 1/2" 	PARA 3.12.4.1
18	2		2-6-0950 	C	2-6-0950-31	WEBBING, 1" WIDE, CUT LENGTH 2 1/2" 	PARA 3.12.4.1
19	2		2-6-0950 	C	2-6-0950-33	WEBBING, 1" WIDE, CUT LENGTH 19 1/2" 	PARA 3.12.4.1

PARTS LIST		U.S. ARMY NATICK SOLDIER RESEARCH, DEVELOPMENT & ENGINEERING CENTER KANSAS STREET, NATICK MA. 01760-5056			CAGE 81337	PL2-6-0940	REVISION LTR A DATE 12-12-14	
LIST TITLE MEDICAL ASSAULT PACK, CORPSMAN ASSAULT SYSTEM					APPROVED T. S. T. S.	REV AUTH NO. DR-S-033-12	SHEET 4 OF SHEETS	
FIND NO.	QTY RQD -1	CAGE	DRAWING OR DOCUMENT NUMBER	DWG SIZE	PART OR IDENTIFYING NUMBER	NOMENCLATURE OR DESCRIPTION	MATERIAL SPECIFICATION	
20	2		2-6-0950 	C	2-6-0950-41	WEBBING, 1" WIDE, CUT LENGTH 14" 	PARA 3.12.4.1	
21	6		2-6-0950 	C	2-6-0950-35	FASTENER, HOOK, 1" WIDE, CUT LENGTH 2 1/2" 	PARA 3.12.6	
22	6		2-6-0950 	C	2-6-0950-36	FASTENER, LOOP, 1" WIDE, CUT LENGTH 2 1/2" 	PARA 3.12.6	
23	1					FASTENER, SLIDE, CUT LENGTH 49"	PARA 3.12.9.5	
24	1					FASTENER, SLIDE, CUT LENGTH 6 3/4"	PARA 3.12.9.12	
25	1					FASTENER, SLIDE, CUT LENGTH 18 1/2"	PARA 3.12.9.14	
26	1		2-6-0943 	D	2-6-0943-1	HANDLE ASSEMBLY, CAS		
27	1		2-6-0942 	E	2-6-0942-1	SHOULDER HARNESS POCKET ASSEMBLY, CAS		
28			2-6-0941 	E	2-6-0941-1	SHOULDER HARNESS ASSEMBLY, CAS		
29	6					BUCKLE, SIDE RELEASE, FEMALE, 1"	PARA 3.12.1.2.16	
30	6					BUCKLE, SIDE RELEASE, MALE, 1"	PARA 3.12.1.2.10	
31	1		2-6-0950 	C	2-6-0950-17	TOP INSIDE FRONT POCKET	PARA 3.12.7.2	



PARTS LIST		U.S. ARMY NATICK SOLDIER RESEARCH, DEVELOPMENT & ENGINEERING CENTER KANSAS STREET, NATICK MA. 01760-5056			CAGE 81337	PL2-6-0940	REVISION LTR A DATE 12-12-14	
LIST TITLE MEDICAL ASSAULT PACK, CORPSMAN ASSAULT SYSTEM					APPROVED T. S. T. S.	REV AUTH NO. DR-S-033-12	SHEET 5 OF SHEETS	
FIND NO.	QTY RQD - 1	CAGE	DRAWING OR DOCUMENT NUMBER	DWG SIZE	PART OR IDENTIFYING NUMBER	NOMENCLATURE OR DESCRIPTION	MATERIAL SPECIFICATION	
32	1		2-6-0950 	C	2-6-0950-38	INSIDE FRONT POCKET	PARA 3.12.7.7	
33	7					CORD, ROUND, CUT LENGTH 9"	PARA 3.12.10.3	
34	1		2-6-0950 	C	2-6-0950-15	INSIDE BACK POCKET	PARA 3.12.7.7	
35	1		2-6-0950 	C	2-6-0950-14	TOP INSIDE BACK POCKET	PARA 3.12.7.2	
36	1		2-6-0950 	C	2-6-0950-5	TOP POCKET BOTTOM PANEL	PARA 3.12.7.2 CLOTH, NYLON, 500D	
37	1					FASTENER, SLIDE, CUT LENGTH 11 1/2"	PARA 3.12.9.12	
38	1					FASTENER, SLIDE, CUT LENGTH 13 3/8"	PARA 3.12.9.12	
39	1		2-6-0950 	C	2-6-0950-20	INNER FRONT VELCRO/FELT	PARA 3.12.6.1	
40	1		2-6-0950 	C	2-6-0950-39	INNER BACK VELCRO/FELT	PARA 3.12.6.1	
41	AR					TAPE BINDING, 1" WIDE	PARA 3.12.4.5	
42	AR					THREAD, SIZE F	PARA 3.12.8.1	
43	AR					THREAD, SIZE E	PARA 3.12.8.2	
44	2		2-6-0950 	C	2-6-0950-21	SUPERMAN	PARA 3.12.7.2 CLOTH, NYLON, 500D	

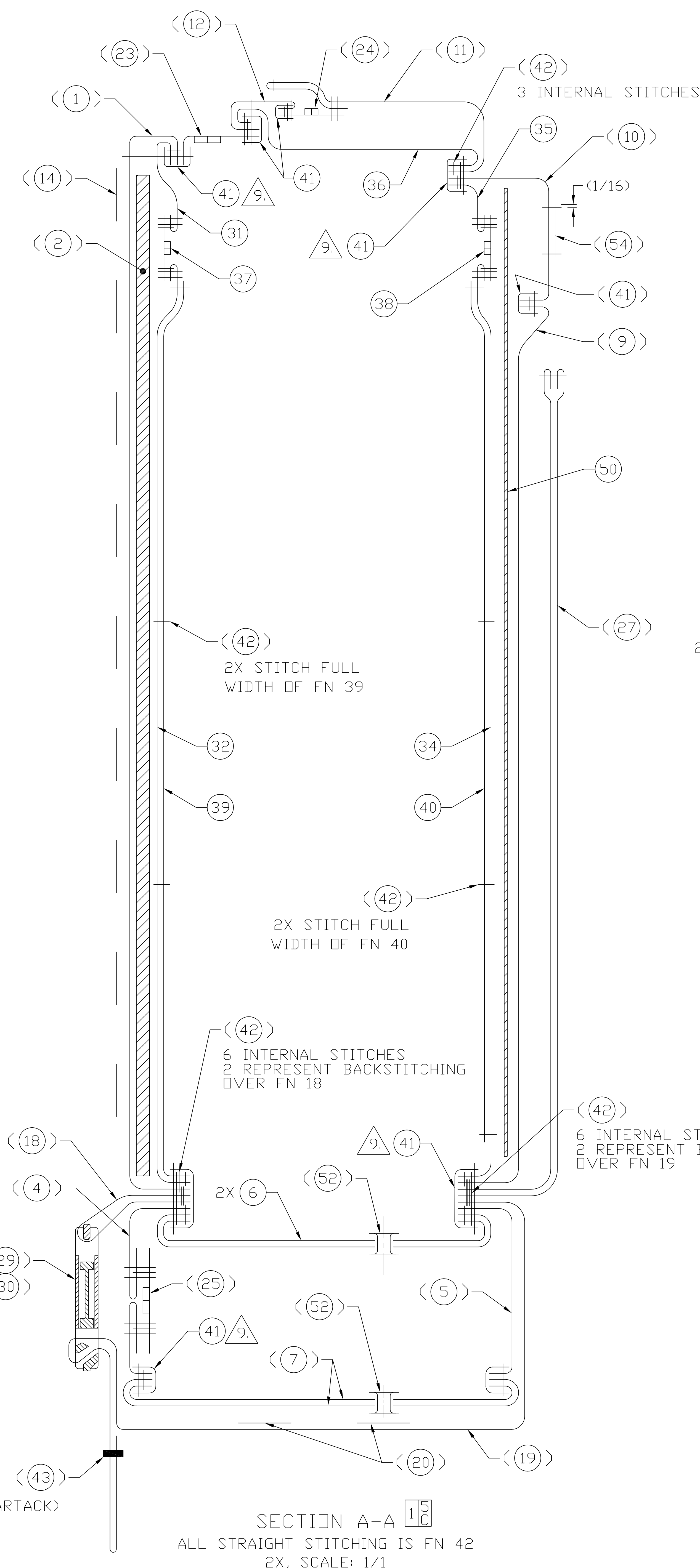
PARTS LIST	U.S. ARMY NATICK SOLDIER RESEARCH, DEVELOPMENT & ENGINEERING CENTER KANSAS STREET, NATICK MA. 01760-5056	CAGE 81337	PL2-6-0940	REVISION LTR A	DATE 12-12-14
LIST TITLE MEDICAL ASSAULT PACK, CORPSMAN ASSAULT SYSTEM			APPROVED T. S. T. S.	REV AUTH NO. DR-S-033-12	SHEET <u>6</u> OF <u>    </u> SHEETS

FIND NO.	QTY RQD	CAGE	DRAWING OR DOCUMENT NUMBER	DWG SIZE	PART OR IDENTIFYING NUMBER	NOMENCLATURE OR DESCRIPTION	MATERIAL SPECIFICATION
	-1						
45	2		2-6-0950 	C	2-6-0950-29	SUPERMAN TAB	PARA 3.12.4.1
46	2					D-RING, METAL	PARA 3.12.1.3.2
47	2		2-6-0950 	C	2-6-0950-42	WEBBING, 1" WIDE, CUT LENGTH 2" 	PARA 3.12.4.1
48	1					BUCKLE, SIDE RELEASE, FEMALE, 2"	PARA 3.12.1.2.22
49	1					BUCKLE, SIDE RELEASE, MALE, 2"	PARA 3.12.1.2.22
50	1		2-6-0950 	C	2-6-0950-24	BACK INSERT, PLASTIC	PARA 3.12.3.3
51	2		2-6-0950 	C	2-6-0950-30	WAIST BUCKLE STRAP	PARA 3.12.4.2
52	6					GROMMET	PARA 3.12.1.6.1
53	2		2-6-0950 	C	2-6-0950-43	TOP HANDLE FASTENER, LOOP, 2", CUT LENGTH 2 1/2" 	PARA 3.12.6
54	1		2-6-0963 	C	2-6-0963-1	IDENTIFICATION & INSTRUCTION LABEL	PARA 3.25

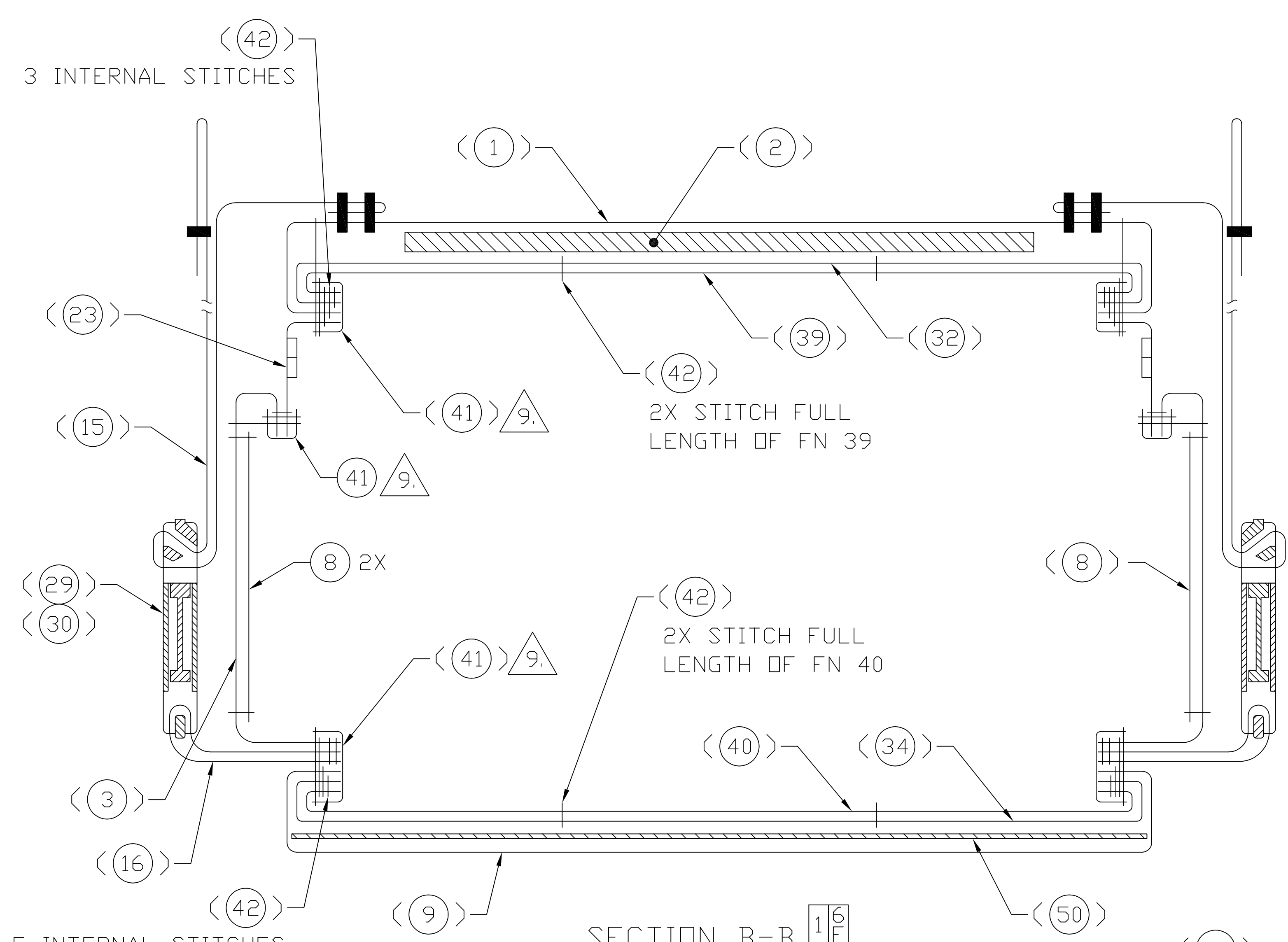


REVISIONS				
ZONE/LTR	DESCRIPTION	PROJ DFCR	APVD	DATE
-	INITIAL RELEASE PER DR-S-023-12	T.S.	T.S.	12-08-01
A	REVISED PER DR-S-033-12	T.S.	T.S.	12-12-14

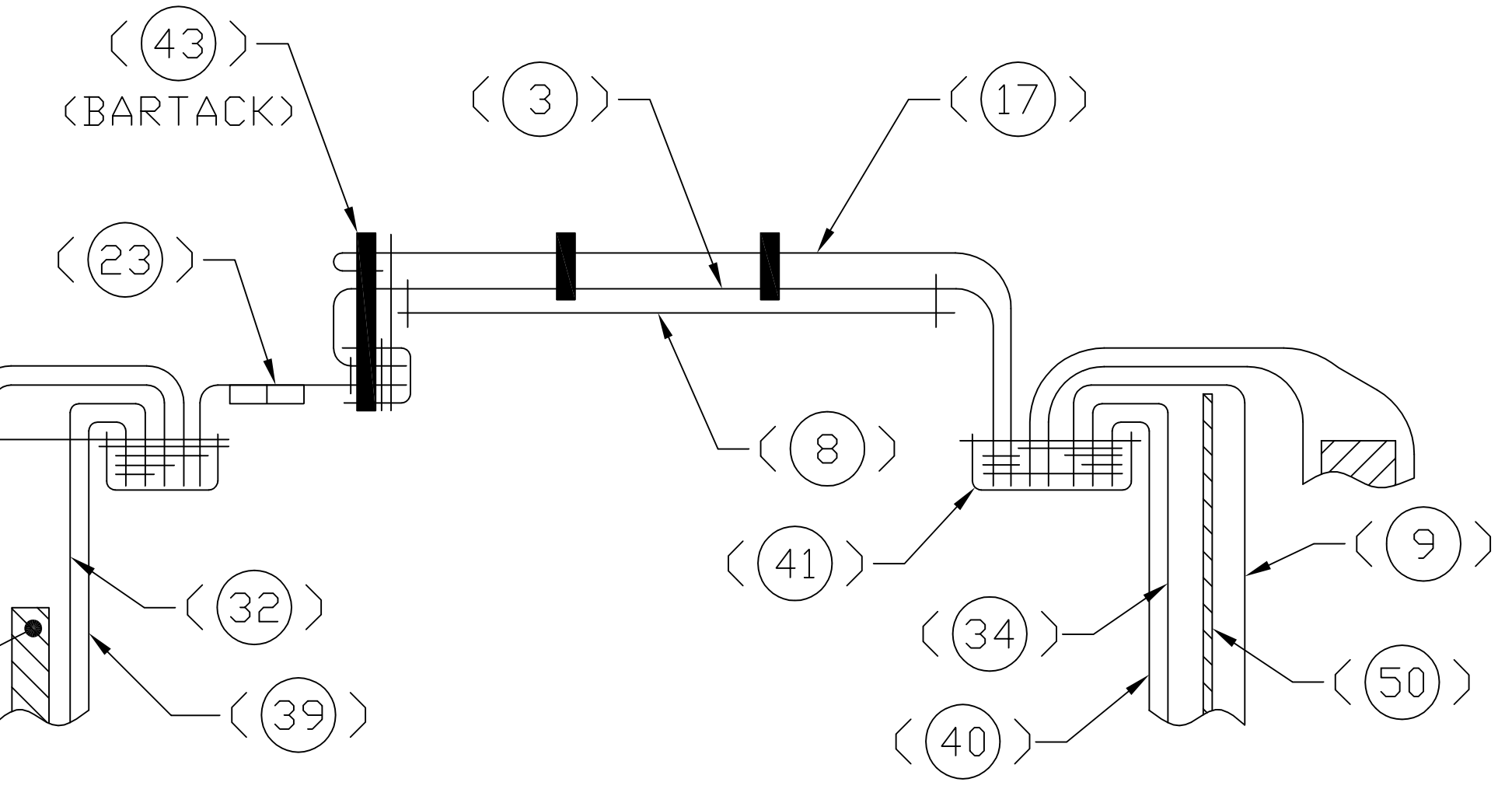
THIS DRAWING HAS BEEN GENERATED AND IS MAINTAINED BY A CAD SYSTEM. CHANGES SHALL ONLY BE INCORPORATED AS DIRECTED BY THE DESIGN ACTIVITY.



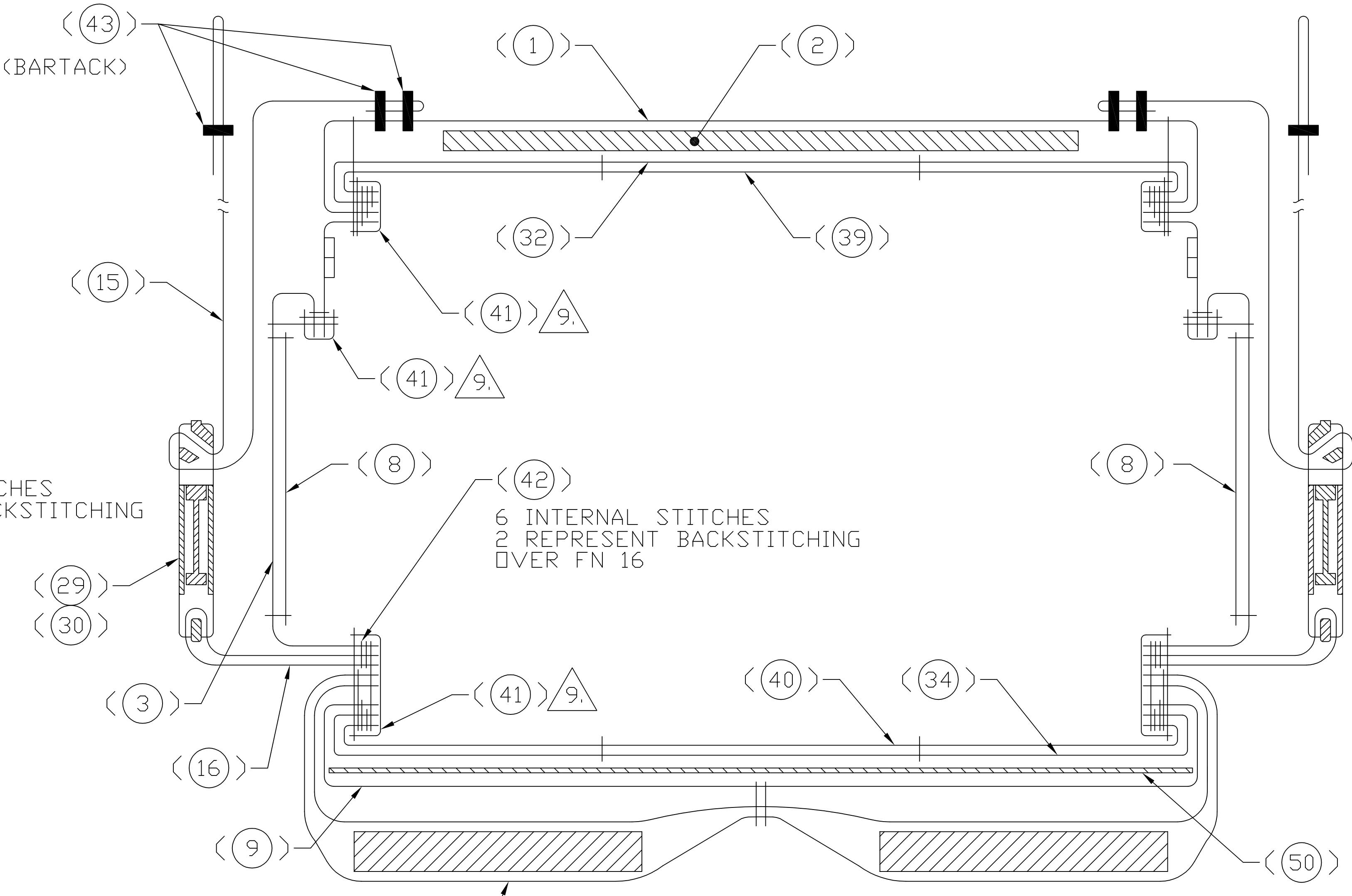
SECTION A-A 1/5  
ALL STRAIGHT STITCHING IS FN 42  
2X, SCALE: 1/1



SECTION B-B 1/4  
ALL STRAIGHT STITCHING IS FN 42  
SCALE: 1/1



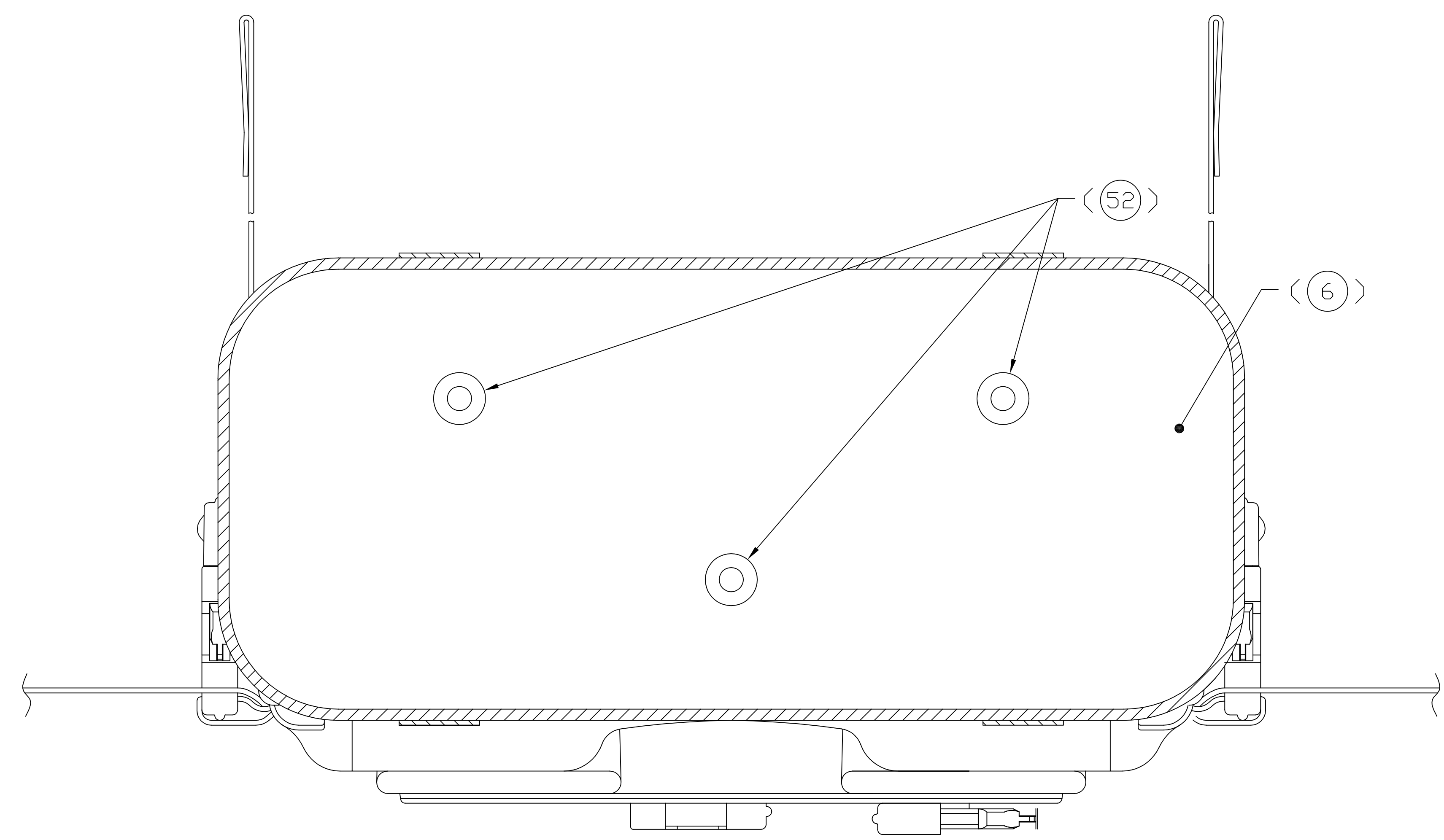
SECTION D-D 1/4  
7X AS SHOWN, 7X OPPOSITE  
ALL STRAIGHT STITCHING IS FN 42  
SCALE: 1/1



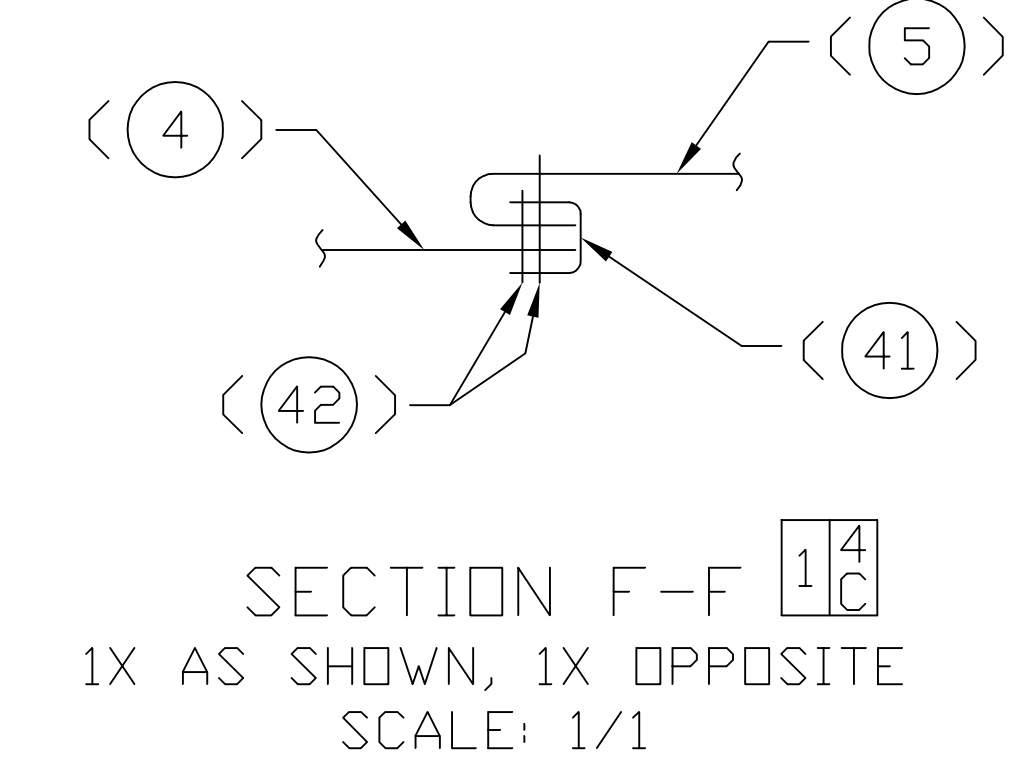
SECTION C-C 1/5  
ALL STRAIGHT STITCHING IS FN 42  
SCALE: 1/1

REVISIONS				
ZONE/LTR	DESCRIPTION	PROJ DFCR	APVD	DATE
-	INITIAL RELEASE PER DR-S-023-12	T.S.	T.S.	12-08-01
A	REVISED PER DR-S-033-12	T.S.	T.S.	12-12-14

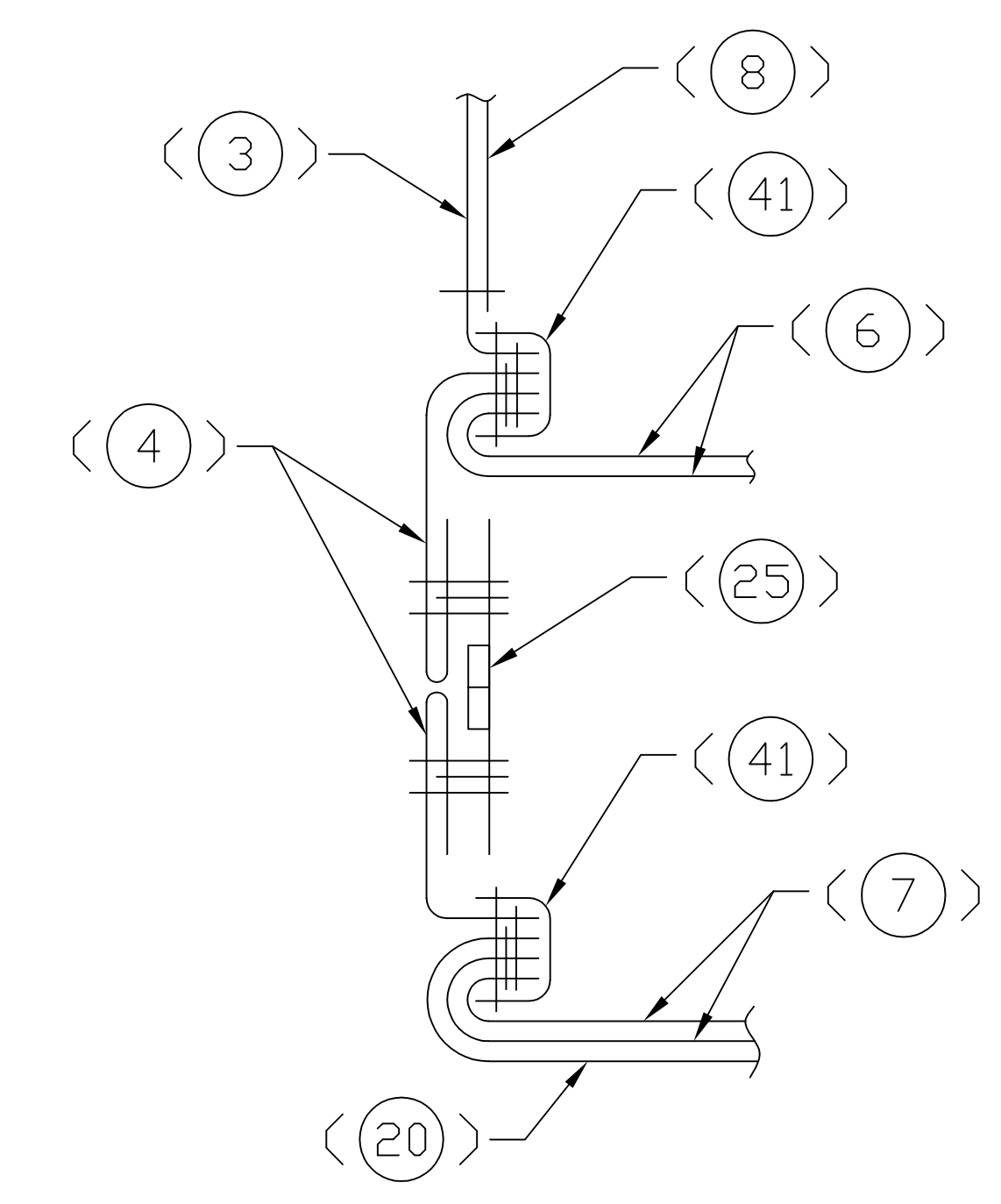
THIS DRAWING HAS BEEN GENERATED AND IS MAINTAINED BY A CAD SYSTEM. CHANGES SHALL ONLY BE INCORPORATED AS DIRECTED BY THE DESIGN ACTIVITY.



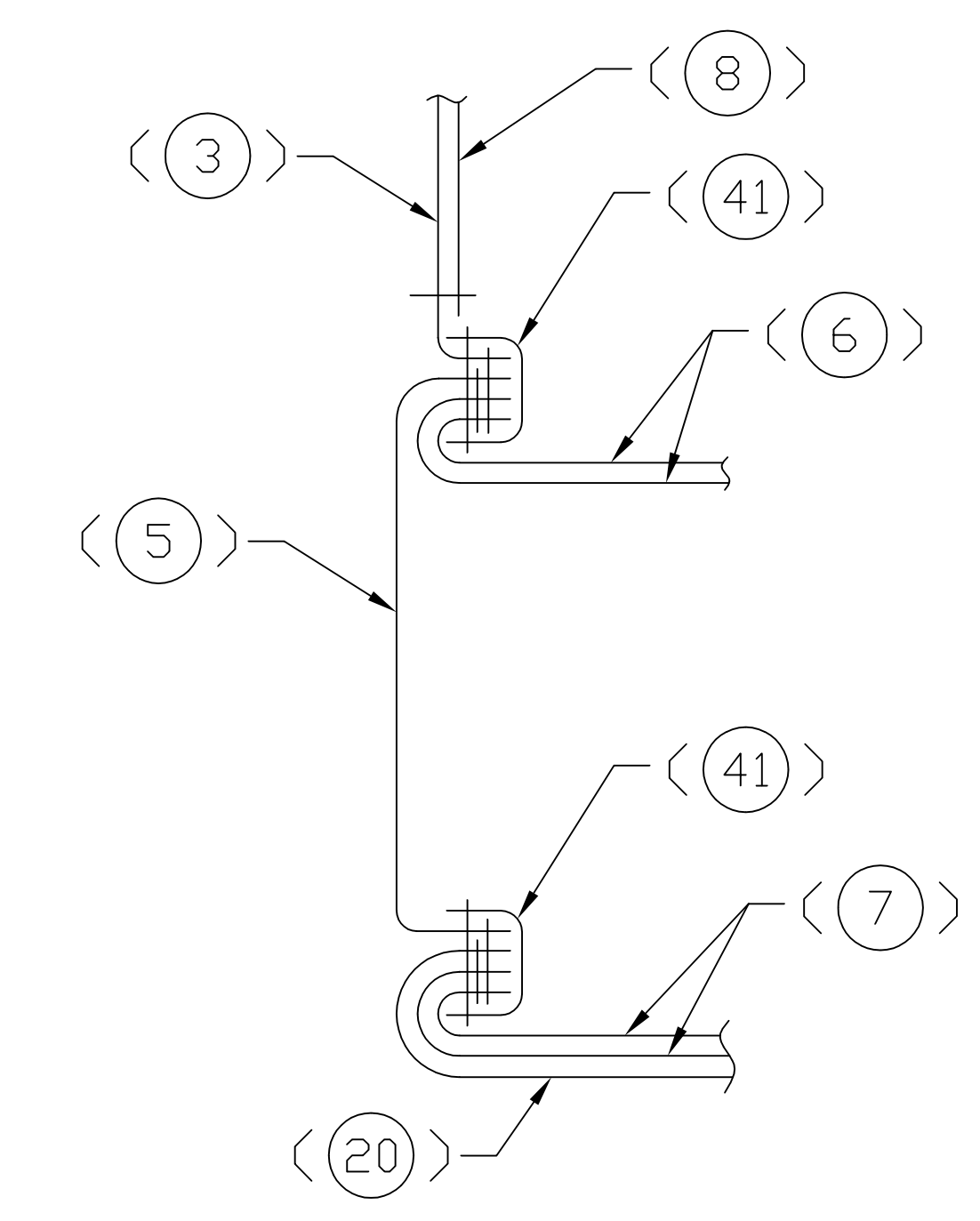
VIEW E-E  $\frac{1}{1}$   
 BOTTOM EXTERIOR OF MAIN POCKET  
 SCALE: 1/1



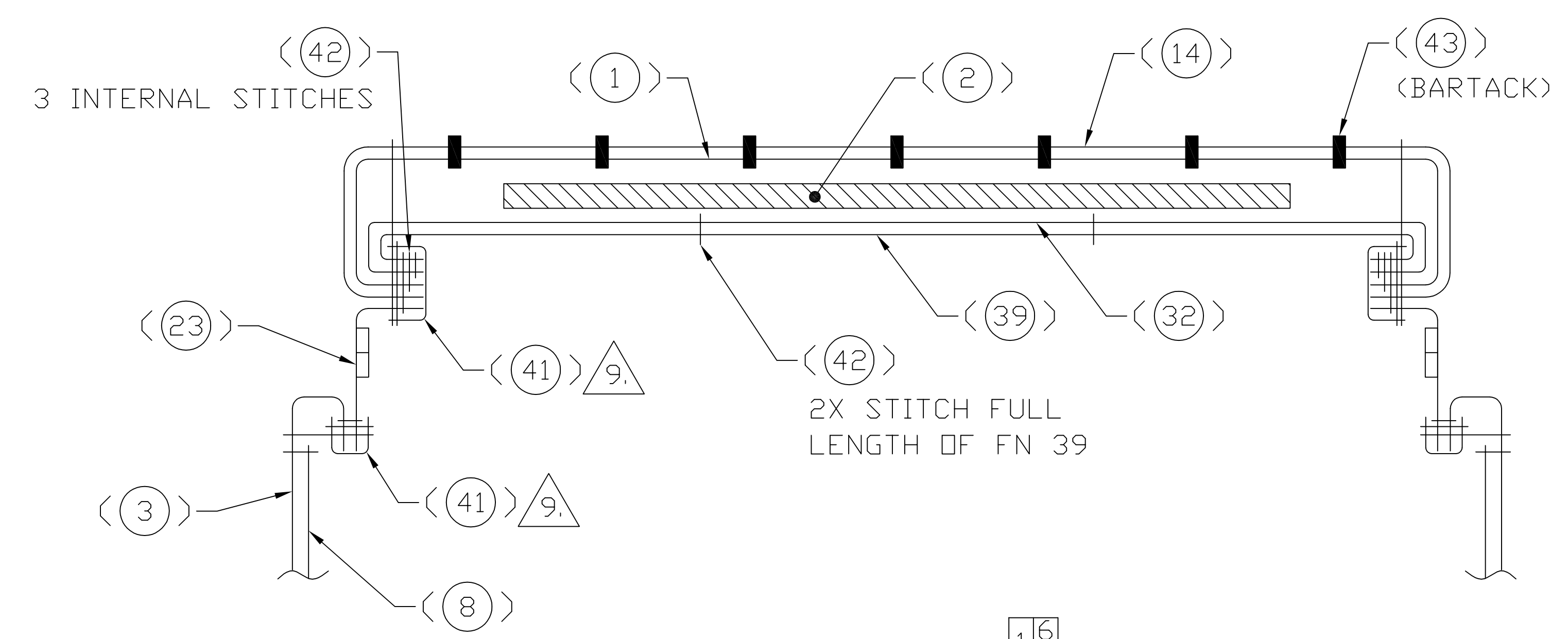
SECTION F-F  $\frac{1}{1}$   
 1X AS SHOWN, 1X OPPOSITE  
 SCALE: 1/1



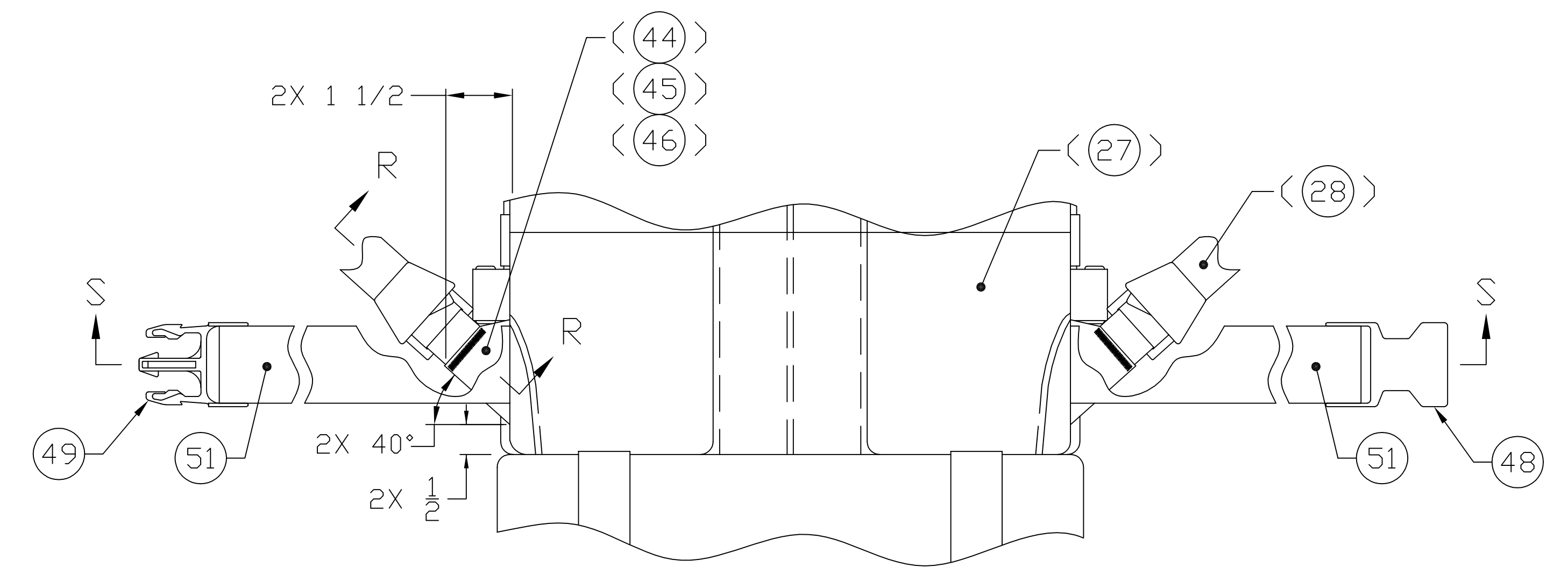
SECTION G-G  $\frac{1}{1}$   
 1X AS SHOWN, 1X OPPOSITE  
 ALL STITCHING IS FN 42  
 SCALE: 1/1



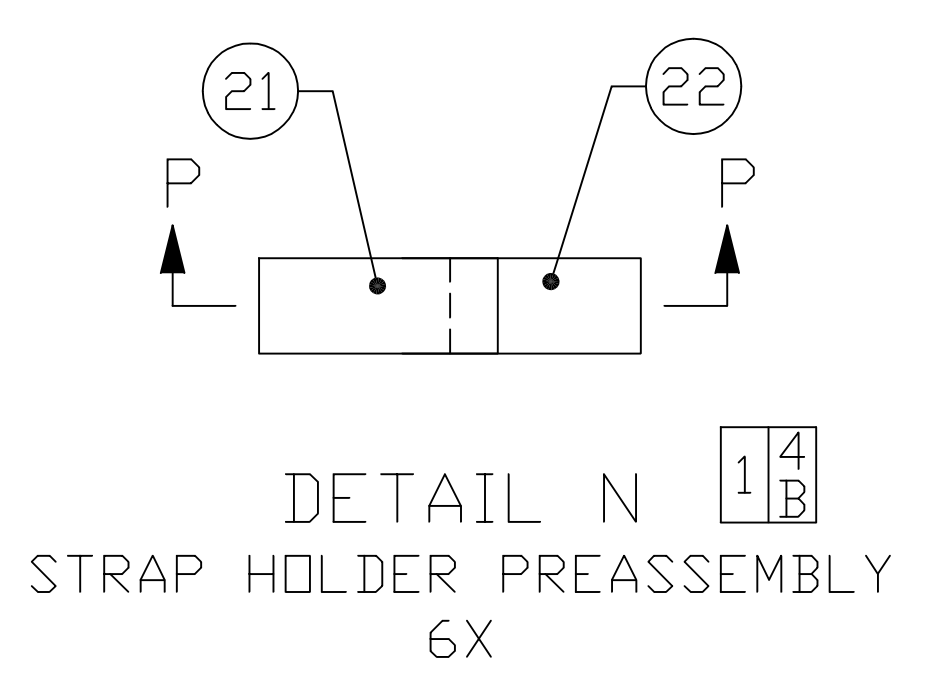
SECTION H-H  $\frac{1}{1}$   
 1X AS SHOWN, 1X OPPOSITE  
 ALL STITCHING IS FN 42  
 SCALE: 1/1



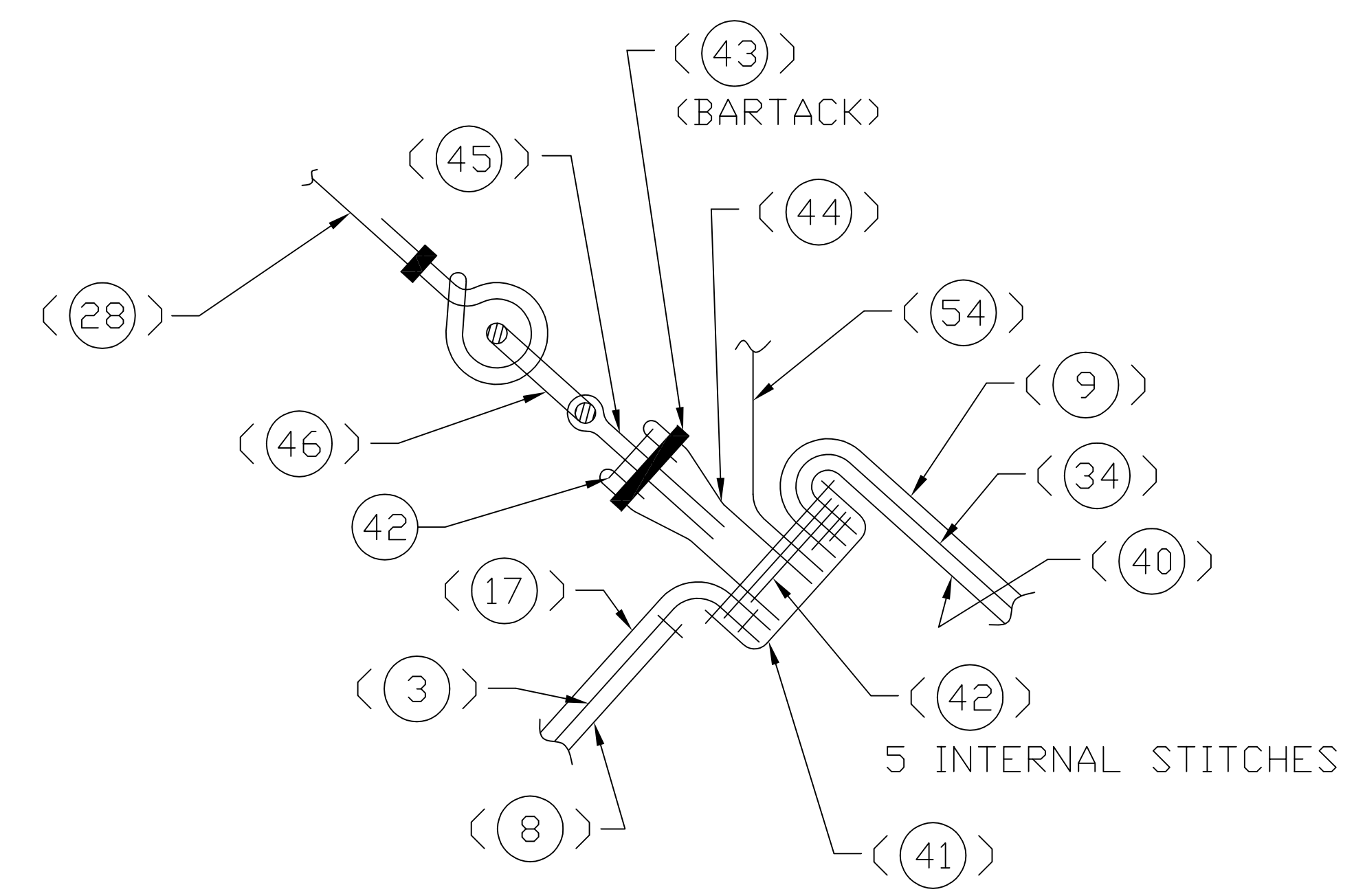
SECTION T-T  $\frac{1}{1}$   
 9X, SCALE: 1/1



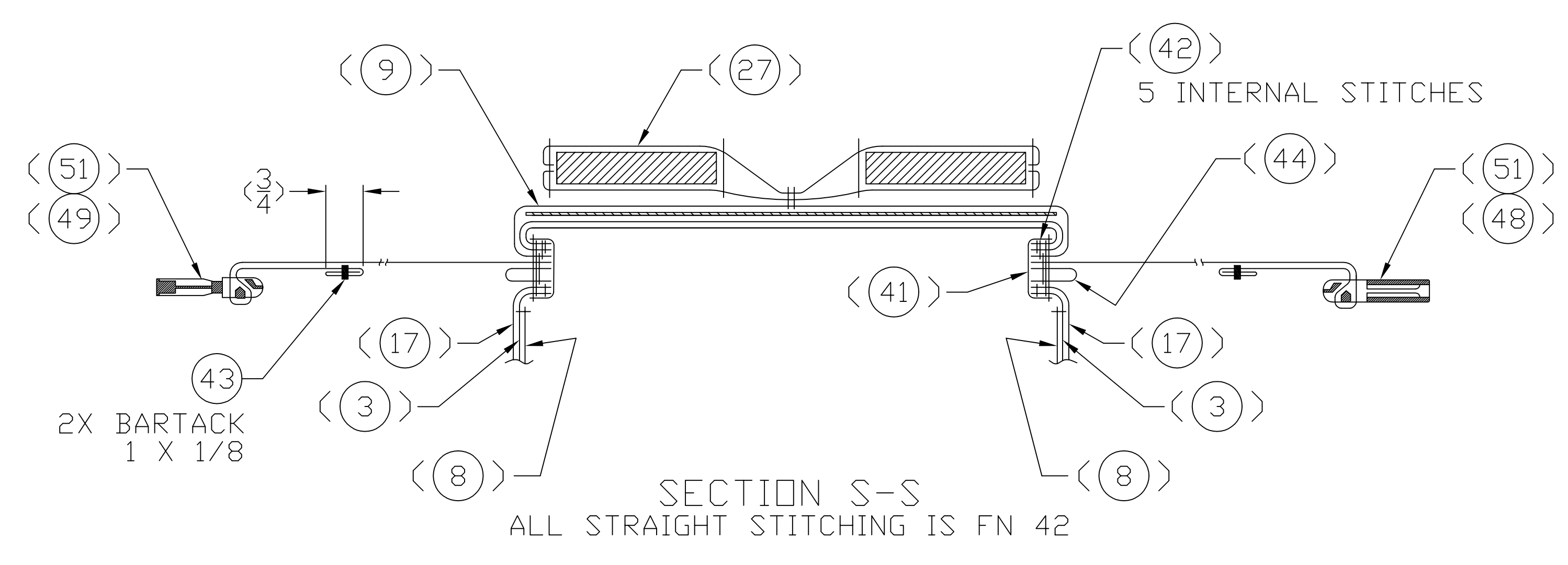
VIEW J  $\frac{1}{1}$   
 (PART OF FN 28 REMOVED FOR CLARITY)



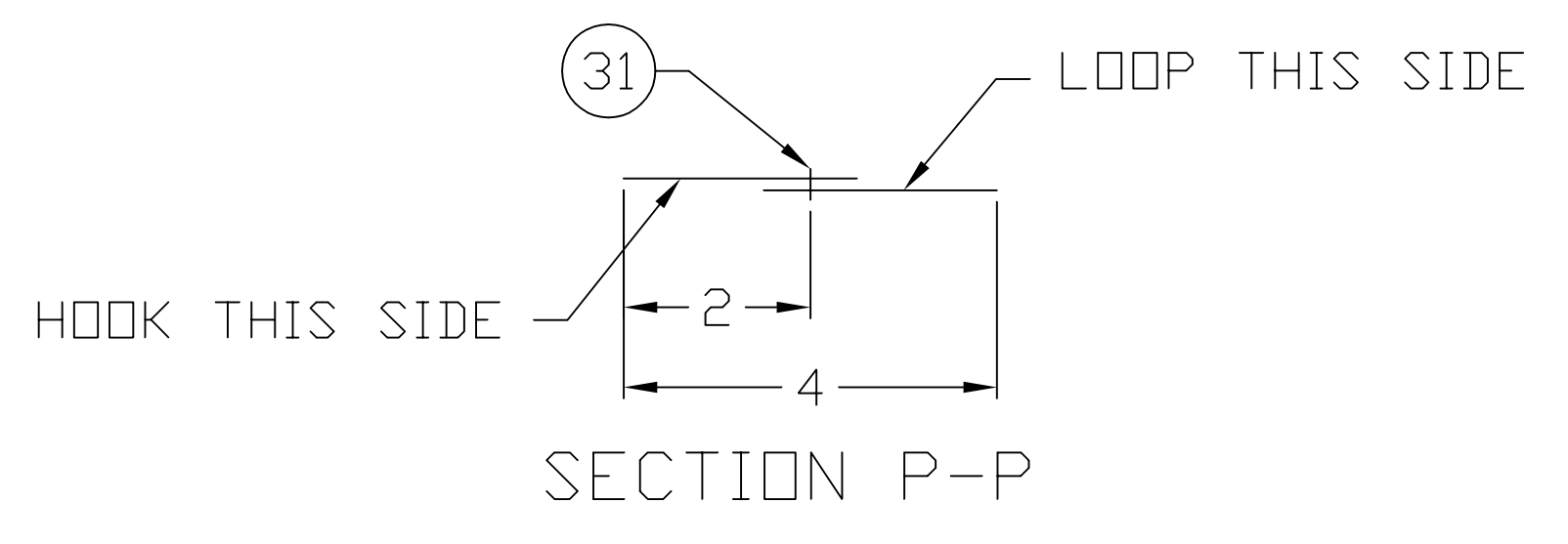
DETAIL N  $\frac{1}{1}$   
 STRAP HOLDER PREASSEMBLY  
 6X



SECTION R-R  
 SCALE: 1/1  
 1X AS SHOWN, 1X OPPOSITE HAND



SECTION S-S  
 ALL STRAIGHT STITCHING IS FN 42



SECTION P-P

REVISIONS

REV	DESCRIPTION	PRJ DFCR	APVD	DATE
-	INITIAL RELEASE PER DR-S-023-12	T.S.	T.S.	12-08-01
A	REVISED PER DR-S-033-12	T.S.	T.S.	12-12-14

THIS DRAWING HAS BEEN GENERATED AND IS MAINTAINED BY A CAD SYSTEM. CHANGES SHALL ONLY BE INCORPORATED AS DIRECTED BY THE DESIGN ACTIVITY.

1. REFER TO PURCHASE DESCRIPTION, FAMILY OF IMPROVED LOAD BEARING EQUIPMENT, DATED 01 MAY 2012.

2. CUT LENGTHS ARE FOR REFERENCE ONLY.

DISTRIBUTION STATEMENT A  
THIS DOCUMENT IS APPROVED FOR PUBLIC RELEASE; DISTRIBUTION IS UNLIMITED.

REV LEVEL	A	A	A								
SHEET NO.	1	2	3								

INTERPRET THIS DRAWING IN ACCORDANCE WITH ASME Y14.100

REVISION STATUS OF SHEETS




















UNLESS OTHERWISE SPECIFIED: DIMENSIONS ARE IN INCHES  
TOLERANCES:  
ANGLES ± -  
FRACTIONS ± -  
2 PLACE DIM ± -  
3 PLACE DIM ± -

DATE 12-06-13  
DRAWN BY H. WELCH  
CHECKED F. KERRIGAN  
PRJ DFCR T. SCOTT  
APPROVED T. SCOTT







U.S. ARMY NATICK SOLDIER RESEARCH, DEVELOPMENT & ENGINEERING CENTER  
KANSAS STREET, NATICK MA. 01760-5056

SHOULDER HARNNESS ASSEMBLY, CAS

2-6-0940	2-6-0944	APPROVAL DESIGN ACTIVITY	SIZE	CAGE	DRAWING NO.
NEXT ASSY	USED DN	T. SCOTT	A	81337	PL 2-6-0941
APPLICATION		APPLICABLE SPEC	SCALE: N/A	UNIT WT.	SHEET 1 OF 3

PARTS LIST		U.S. ARMY NATICK SOLDIER RESEARCH, DEVELOPMENT & ENGINEERING CENTER KANSAS STREET, NATICK MA. 01760-5056			CAGE 81337	PL2-6-0941	REVISION LTR A DATE 12-12-14	
LIST TITLE SHOULDER HARNESS ASSEMBLY, CAS					APPROVED T. S. T. S.	REV AUTH NO. DR-S-033-12	SHEET <u>2</u> OF _____ SHEETS	
FIND NO.	QTY RQD - 1	CAGE	DRAWING OR DOCUMENT NUMBER	DWG SIZE	PART OR IDENTIFYING NUMBER	NOMENCLATURE OR DESCRIPTION		MATERIAL SPECIFICATION
1	1		2-6-0950 	C	2-6-0950-2	OUTER STRAP, LEFT		PARA 3.12.7.2 CLOTH, NYLON, 500D
2	1		2-6-0950 	C	2-6-0950-13	LEFT STRAP FOAM		PARA 3.12.2.3
3	1		2-6-0950 	C	2-6-0950-12	INNER STRAP, LEFT		PARA 3.12.7.6
4	AR					TAPE BINDING, 1" WIDE		PARA 3.12.4.5
5	6		2-6-0950 	C	2-6-0950-44	WEBBING, 1" WIDE, CUT LENGTH 3 1/4" 		PARA 3.12.4.1
6	2		2-6-0950 	C	2-6-0950-45	WEBBING, 1" WIDE, CUT LENGTH 20" 		PARA 3.12.4.1
7	1		2-6-0950 	C	2-6-0950-25	WEBBING, 1" WIDE, CUT LENGTH 11 1/2" 		PARA 3.12.4.1
8	3					BUCKLE, SIDE RELEASE, FEMALE, 1"		PARA 3.12.1.2.16
9	1		2-6-0950 	C	2-6-0950-27	WEBBING, 1" WIDE, CUT LENGTH 20" 		PARA 3.12.4.1
10	2					BUCKLE, TENSION LOCK, 1"		PARA 3.12.1.9.2
11	2					BUCKLE, NONSLIP DOUBLE BAR, 1"		PARA 3.12.1.2.1
12	2		2-6-0950 	C	2-6-0950-28	WEBBING, 1" WIDE, CUT LENGTH 32 1/2" 		PARA 3.12.4.1
13	AR					THREAD, SIZE E		PARA 3.12.8.2
14	AR					THREAD, SIZE F		PARA 3.12.8.1

PARTS LIST	U.S. ARMY NATICK SOLDIER RESEARCH, DEVELOPMENT & ENGINEERING CENTER KANSAS STREET, NATICK MA. 01760-5056	CAGE 81337	PL2-6-0941	REVISION LTR A	DATE 12-12-14
LIST TITLE SHOULDER HARNESS ASSEMBLY, CAS			APPROVED T. S. T. S.	REV AUTH NO. DR-S-033-12	SHEET <u>3</u> OF _____ SHEETS

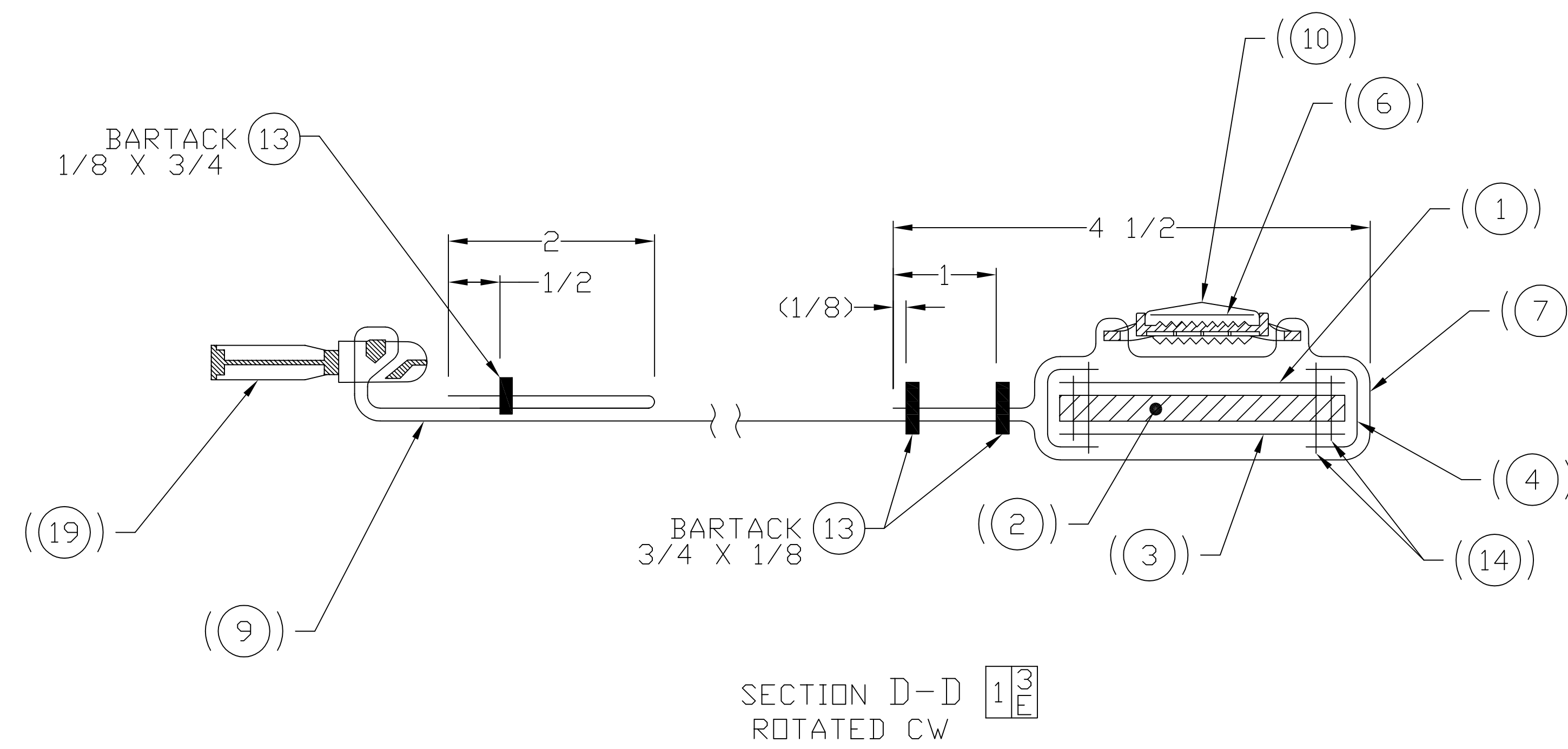
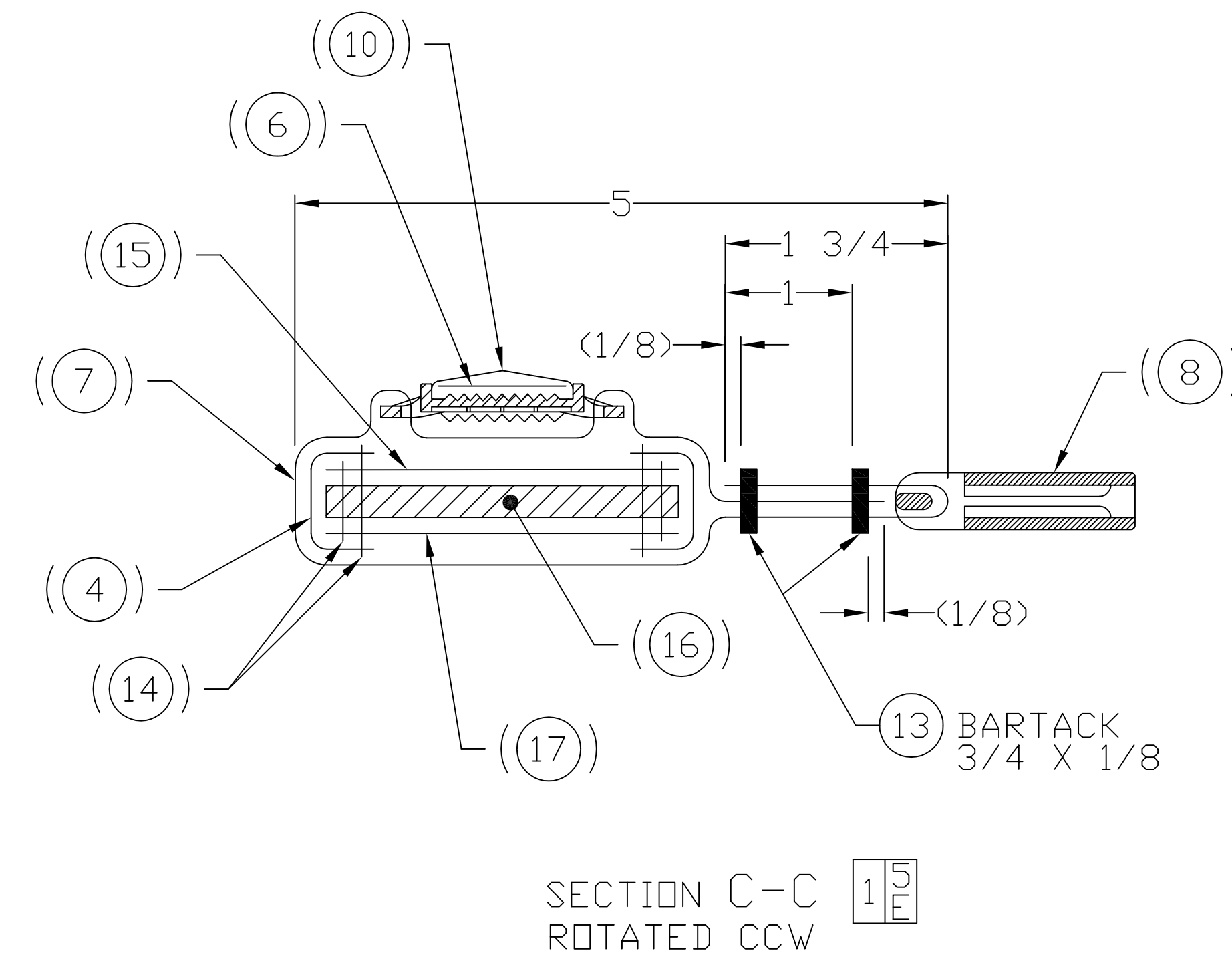
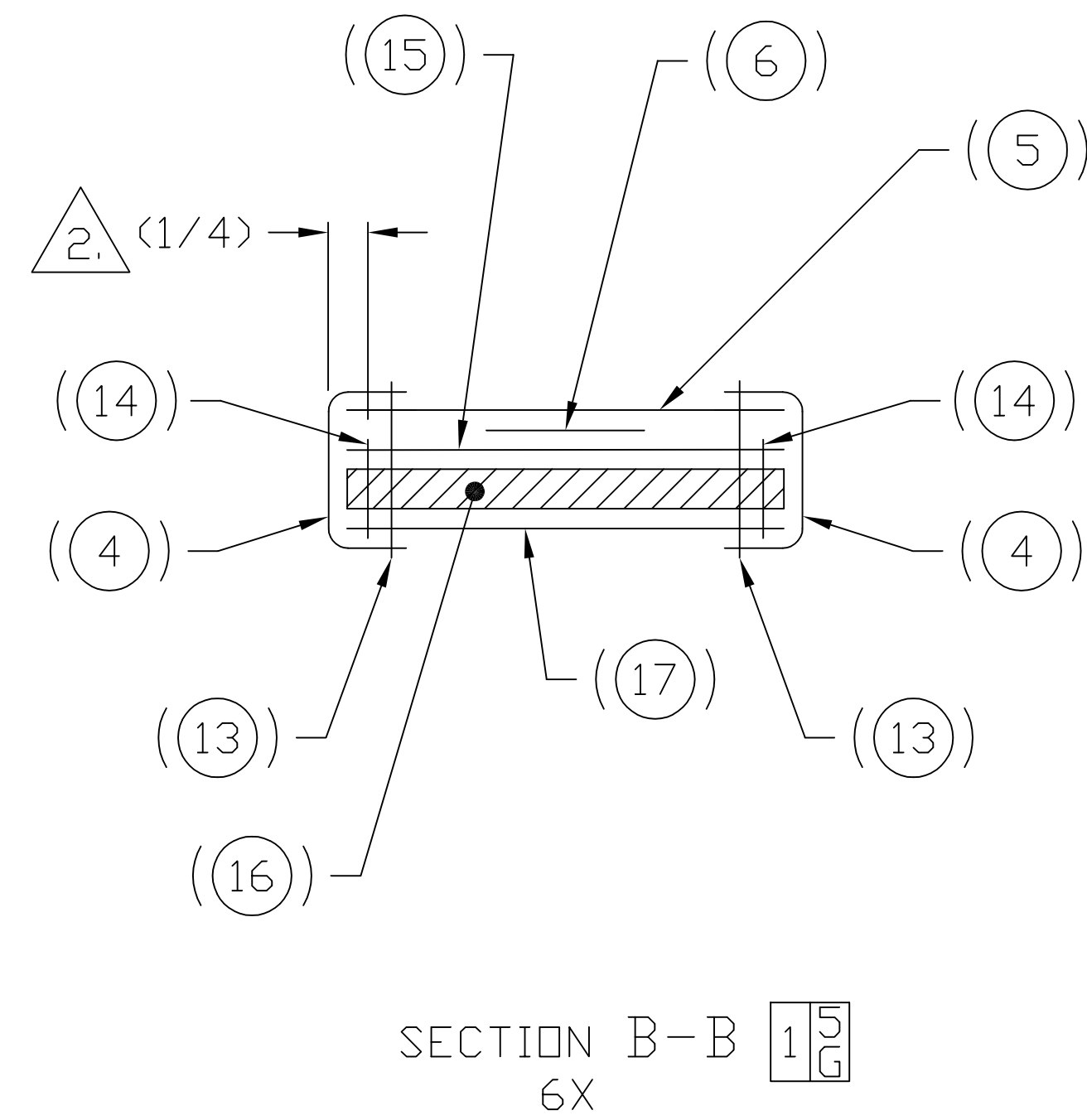
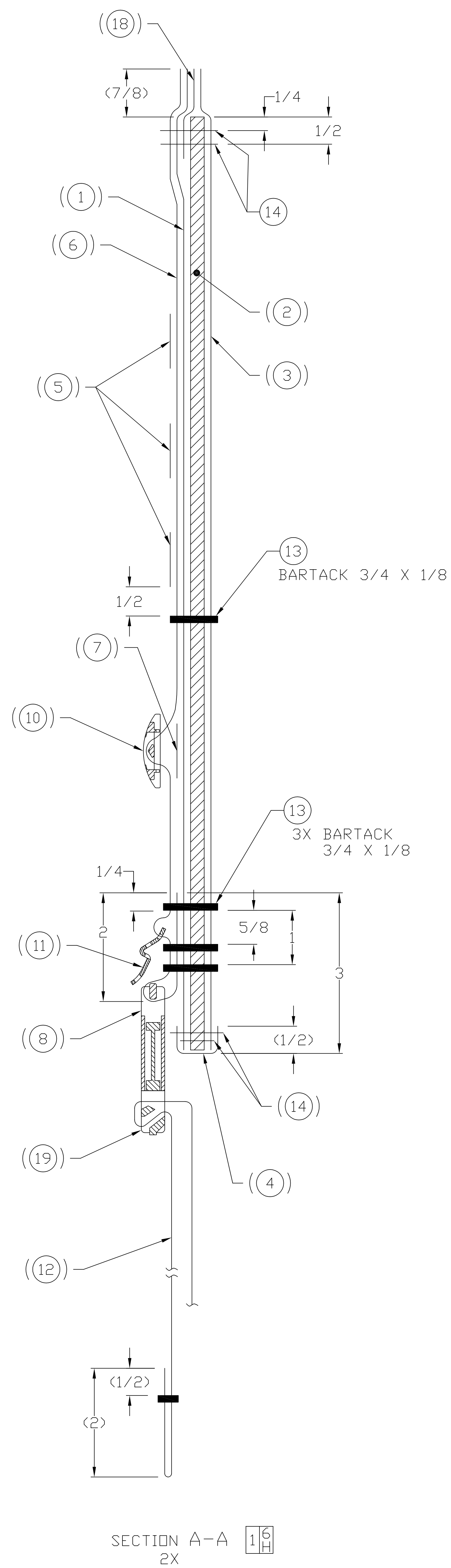
FIND NO.	QTY RQD	CAGE	DRAWING OR DOCUMENT NUMBER	DWG SIZE	PART OR IDENTIFYING NUMBER	NOMENCLATURE OR DESCRIPTION	MATERIAL SPECIFICATION
	- 1						
15	1		2-6-0950 		2-6-0950-2	OUTER STRAP, RIGHT	PARA 3.12.7.2 CLOTH, NYLON, 500D
16	1		2-6-0950 		2-6-0950-13	RIGHT STRAP FOAM	PARA 3.12.2.3
17	1		2-6-0950 		2-6-0950-12	INNER STRAP, RIGHT	PARA 3.12.7.6
18	1		2-6-0950 		2-6-0950-46	WEBBING, 1 1/2" WIDE, CUT LENGTH 3" 	PARA 3.12.4.2
19	3					BUCKLE, SIDE RELEASE, MALE, 1"	PARA 3.12.1.2.10





REVISIONS				
ZONE/LTR	DESCRIPTION	PRJ DFCR	APVD	DATE
-	INITIAL RELEASE PER DR-S-023-12	T. S.	T. S.	12-08-01

THIS DRAWING HAS BEEN GENERATED AND IS MAINTAINED BY A CAD SYSTEM. CHANGES SHALL ONLY BE INCORPORATED AS DIRECTED BY THE DESIGN ACTIVITY.



REVISIONS

REV	DESCRIPTION	PRJ DFCR	APVD	DATE
-	INITIAL RELEASE PER DR-S-023-12	T.S.	T.S.	12-08-01
A	REVISED PER DR-S-033-12	T.S.	T.S.	12-12-14

THIS DRAWING HAS BEEN GENERATED AND IS MAINTAINED BY A CAD SYSTEM. CHANGES SHALL ONLY BE INCORPORATED AS DIRECTED BY THE DESIGN ACTIVITY.

1. REFER TO PURCHASE DESCRIPTION, FAMILY OF IMPROVED LOAD BEARING EQUIPMENT, DATED 01 MAY 2012.

2. CUT LENGTHS ARE FOR REFERENCE ONLY.

DISTRIBUTION STATEMENT A  
THIS DOCUMENT IS APPROVED FOR PUBLIC RELEASE; DISTRIBUTION IS UNLIMITED.

REV LEVEL	A	A								
SHEET NO.	1	2								

INTERPRET THIS DRAWING IN ACCORDANCE WITH ASME Y14.100

REVISION STATUS OF SHEETS






UNLESS OTHERWISE SPECIFIED: DIMENSIONS ARE IN INCHES  
TOLERANCES:  
ANGLES ± -  
FRACTIONS ± -  
2 PLACE DIM ± -  
3 PLACE DIM ± -

U.S. ARMY NATICK SOLDIER RESEARCH, DEVELOPMENT & ENGINEERING CENTER  
KANSAS STREET, NATICK MA. 01760-5056

SHOULDER HARNESS  
POCKET ASSEMBLY, CAS

DATE 12-06-13		DRAWN BY H. WELCH		APPROVAL DESIGN ACTIVITY	SIZE / CAGE	DRAWING NO.
CHECKED F. KERRIGAN		PRJ DFCR T. SCOTT				
APPROVED T. SCOTT		APPLICABLE SPEC				
2-6-0940	2-6-0944	T. SCOTT		A	81337	PL 2-6-0942
NEXT ASSY	USED DN	-		SCALE: N/A	UNIT WT.	SHEET 1 OF 2
APPLICATION						

PARTS LIST	U.S. ARMY NATICK SOLDIER RESEARCH, DEVELOPMENT & ENGINEERING CENTER KANSAS STREET, NATICK MA. 01760-5056	CAGE 81337	PL2-6-0942	REVISION LTR A	DATE 12-12-14
LIST TITLE SHOULDER HARNESS POCKET ASSEMBLY, CAS			APPROVED T. S. T. S.	REV AUTH NO. DR-S-033-12	SHEET <u>2</u> OF _____ SHEETS

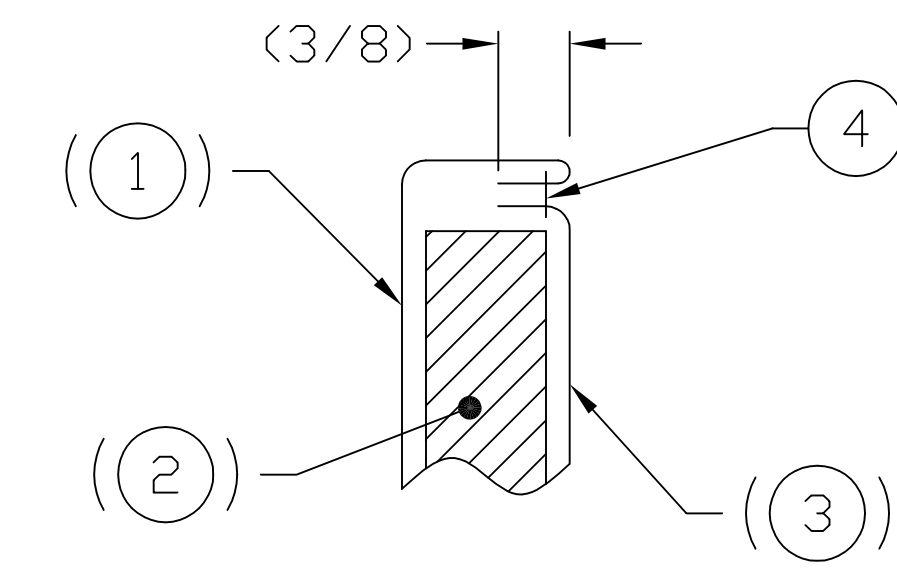
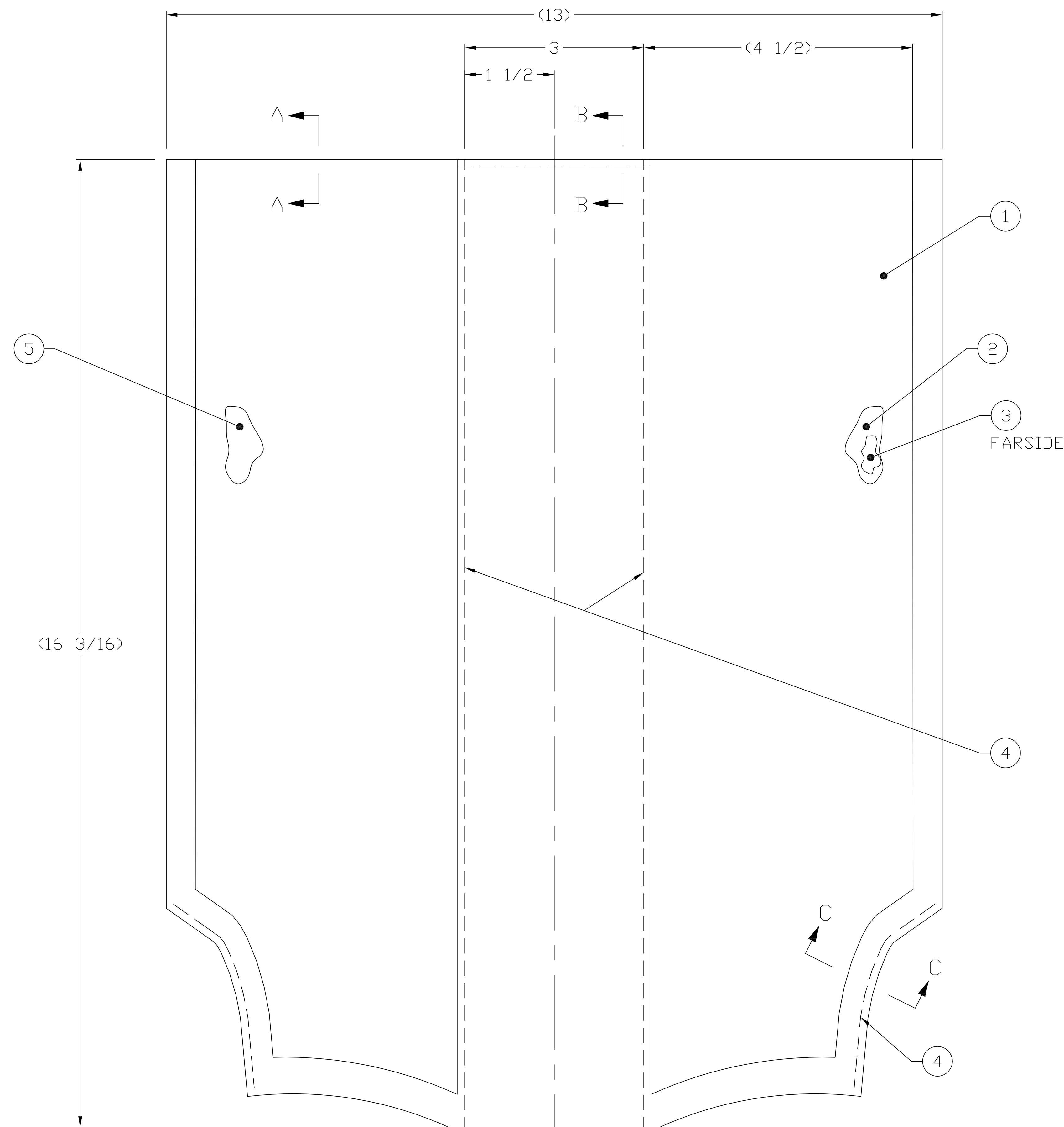
FIND NO.	QTY RQD - 1	CAGE	DRAWING OR DOCUMENT NUMBER	DWG SIZE	PART OR IDENTIFYING NUMBER	NOMENCLATURE OR DESCRIPTION	MATERIAL SPECIFICATION
1	1		2-6-0950 	C	2-6-0950-1	BACK PANEL, OUTER FACE	PARA 3.12.7.1 CLOTH, NYLON, 1000D
2	1		2-6-0950 	C	2-6-0950-16	LEFT SIDE BACK FOAM	PARA 3.12.2.8
3	1		2-6-0950 	C	2-6-0950-10	BACK PANEL, INNER FACE	PARA 3.12.7.2 CLOTH, NYLON, 500D
4	AR					THREAD, SIZE F	PARA 3.12.8.1
5	1		2-6-0950 	C	2-6-0950-16	RIGHT SIDE BACK FOAM	PARA 3.12.2.8

NOTES:

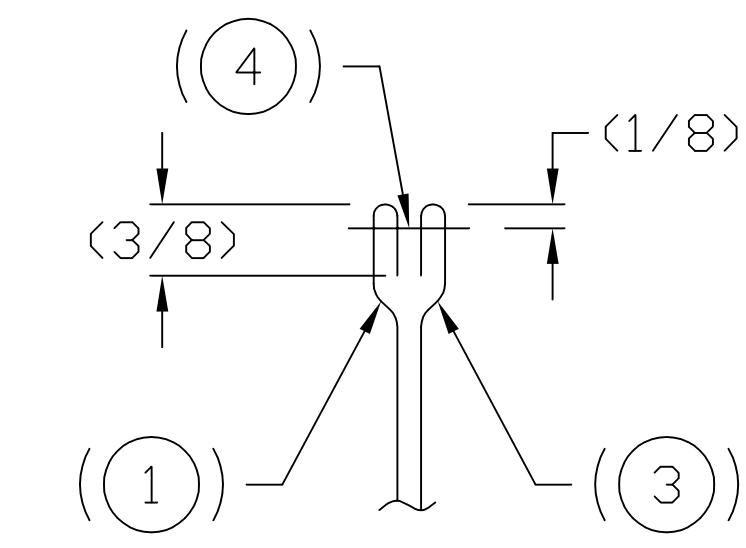
1. WORKMANSHIP, CONSTRUCTION, STITCHING AND QUALITY ASSURANCE PROVISIONS SHALL CONFORM TO PURCHASE DESCRIPTION, FAMILY OF IMPROVED LOAD BEARING EQUIPMENT DATED 01 MAY 2012.
2. UNLESS OTHERWISE SPECIFIED, ALL STITCHING SHALL CONFORM TO ASTM D 6193; F THREAD, TYPE 301 ----- 7 TO 11 SPI
3. UNLESS OTHERWISE SPECIFIED, TOLERANCES SHALL BE AS FOLLOWS:  
 1/8 INCH OR MORE BUT LESS THAN 2 INCHES ---  $\pm 1/16$   
 2 INCHES OR MORE BUT LESS THAN 10 INCHES --  $\pm 1/8$   
 10 INCHES OR MORE BUT LESS THAN 36 INCHES -  $\pm 1/4$
4. ALL STITCHING SHALL BE BACKSTITCHED NOT LESS THAN 1/2 INCH UNLESS TURNED UNDER BY A HEM OR HELD BY OTHER STITCHING.
5. ALL STITCHING TO BE 1/8 INCH FROM EDGE OR SPACED 1/8 INCH APART, UNLESS OTHERWISE SPECIFIED.
6. SEAR ALL ENDS OF WEBBING AND TAPE TO PREVENT FRAYING. AVOID FORMING SHARP EDGES.
7. UNLESS OTHERWISE SPECIFIED ALL FOLDS, HEMS AND TURN UNDERS SHALL BE 3/8".

REVISIONS				
ZONE/LTR	DESCRIPTION	PRJ DFCR	APYD	DATE
-	INITIAL RELEASE PER DR-S-023-12	T.S.	T.S.	12-08-01
A	REVISED PER DR-S-033-12	T.S.	T.S.	12-12-14
B	REVISED PER DR-S-006-13	T.S.	T.S.	13-02-06

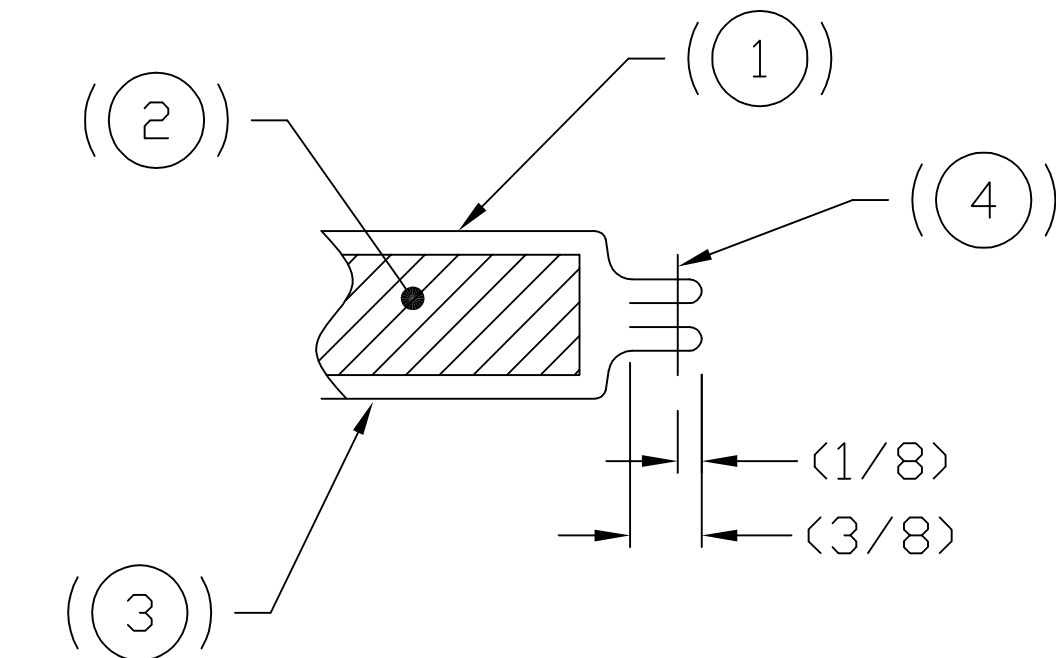
THIS DRAWING HAS BEEN GENERATED AND IS MAINTAINED BY A CAD SYSTEM. CHANGES SHALL ONLY BE INCORPORATED AS DIRECTED BY THE DESIGN ACTIVITY.



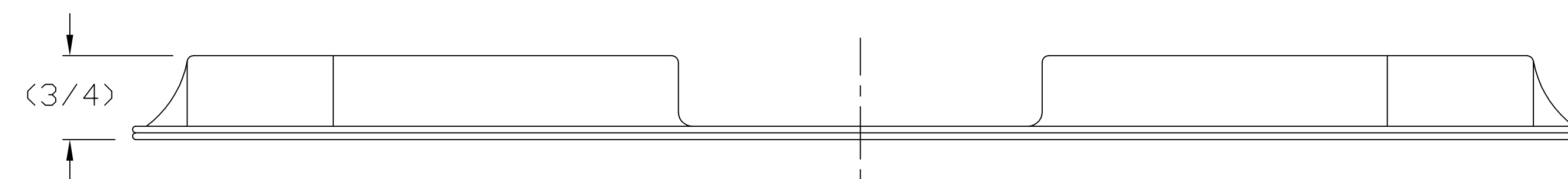
SECTION A-A  
2X



SECTION B-B



SECTION C-C  
2X



-1

SEE SEPARATE PARTS LIST

UNLESS OTHERWISE SPECIFIED: DIMENSIONS ARE IN INCHES TOLERANCES: ANGLES: $\pm 3/32$ FRACTIONS: $\pm 3/32$ 2 PLACE DIM: $\pm 3/32$ 3 PLACE DIM: $\pm 3/32$		DATE: 12-06-13 DRAWN BY: H. WELCH CHECKED BY: F. KERRIGAN PRJ DFCR: T. SCOTT APPROVED BY: T. SCOTT	U.S. ARMY NATICK SOLDIER RESEARCH, DEVELOPMENT & ENGINEERING CENTER KANSAS STREET, NATICK MA. 01760-5056
2-6-0940 2-6-0944 NEXT ASSY USED ON APPLICATION		APPROVAL DESIGN ACTIVITY T. SCOTT APPLICABLE SPEC	SHOULDER HARNESS POCKET ASSEMBLY, CAS
INTERPRET THIS DRAWING IN ACCORDANCE WITH ASME Y14.100		SIZE/CAGE E 81337	DRAWING NO. 2-6-0942
		SCALE 1/1	UNIT WT. SHEET 1 OF 1

REVISIONS

REV	DESCRIPTION	PRJ DFCR	APVD	DATE
-	INITIAL RELEASE PER DR-S-023-12	T.S.	T.S.	12-08-01
A	REVISED PER DR-S-033-12	T.S.	T.S.	12-12-14

THIS DRAWING HAS BEEN GENERATED AND IS MAINTAINED BY A CAD SYSTEM. CHANGES SHALL ONLY BE INCORPORATED AS DIRECTED BY THE DESIGN ACTIVITY.

1. REFER TO PURCHASE DESCRIPTION, FAMILY OF IMPROVED LOAD BEARING EQUIPMENT, DATED 01 MAY 2012.

2. CUT LENGTHS ARE FOR REFERENCE ONLY.

DISTRIBUTION STATEMENT A  
THIS DOCUMENT IS APPROVED FOR PUBLIC RELEASE; DISTRIBUTION IS UNLIMITED.

REV LEVEL	A	A											
SHEET NO.	1	2											

INTERPRET THIS DRAWING IN ACCORDANCE WITH ASME Y14.100 REVISION STATUS OF SHEETS

UNLESS OTHERWISE SPECIFIED: DIMENSIONS ARE IN INCHES  
TOLERANCES:  
ANGLES ± -  
FRACTIONS ± -  
2 PLACE DIM ± -  
3 PLACE DIM ± -






DATE 12-06-13  
DRAWN BY H. WELCH  
CHECKED F. KERRIGAN  
PRJ DFCR T. SCOTT  
APPROVED T. SCOTT

U.S. ARMY NATICK SOLDIER RESEARCH, DEVELOPMENT & ENGINEERING CENTER  
KANSAS STREET, NATICK MA. 01760-5056

HANDLE ASSEMBLY,  
CAS

2-6-0940	2-6-0944	APPROVAL DESIGN ACTIVITY	SIZE	CAGE	DRAWING NO.
NEXT ASSY	USED ON	T. SCOTT	A	81337	PL 2-6-0943
APPLICATION		APPLICABLE SPEC	SCALE: N/A	UNIT WT.	SHEET 1 OF 2

PARTS LIST	U.S. ARMY NATICK SOLDIER RESEARCH, DEVELOPMENT & ENGINEERING CENTER KANSAS STREET, NATICK MA. 01760-5056	CAGE 81337	PL2-6-0943	REVISION LTR A	DATE 12-12-14
LIST TITLE HANDLE ASSEMBLY, CAS			APPROVED T. S. T. S.	REV AUTH NO. DR-S-033-12	SHEET <u>2</u> OF <u>    </u> SHEETS

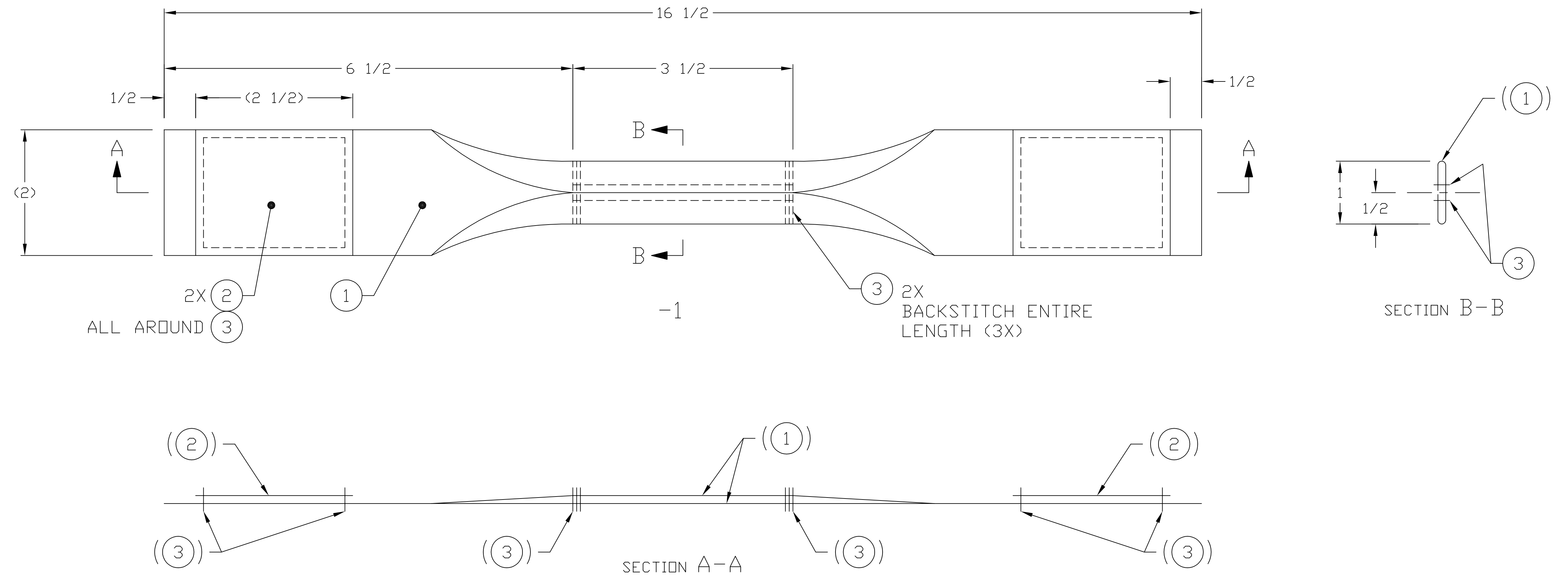
FIND NO.	QTY RQD - 1	CAGE	DRAWING OR DOCUMENT NUMBER	DWG SIZE	PART OR IDENTIFYING NUMBER	NOMENCLATURE OR DESCRIPTION	MATERIAL SPECIFICATION
1	AR		2-6-0950 	C	2-6-0950-32	WEBBING, 2" WIDE, CUT LENGTH 16 1/2" 	PARA 3.12.4.3
2	2		2-6-0950 	C	2-6-0950-48	FASTENER TAPE HOOK, 2" WIDE, CUT LENGTH 2 1/2 	PARA 3.12.6
3	AR					THREAD, SIZE F	PARA 3.12.8.1

REVISIONS					
ZONE	LTR	DESCRIPTION	PROJ DFCR	APVD	DATE
	-	INITIAL RELEASE PER DR-S-023-12	T. S.	T. S.	12-08-01
	A	REVISED PER DR-S-033-12	T. S.	T. S.	12-12-14

NOTES:

1. WORKMANSHIP, CONSTRUCTION, STITCHING AND QUALITY ASSURANCE PROVISIONS SHALL CONFORM TO PURCHASE DESCRIPTION, FAMILY OF IMPROVED LOAD BEARING EQUIPMENT DATED 01 MAY 2012.
2. SEAR ALL ENDS OF WEBBING AND TAPE TO PREVENT FRAYING. AVOID FORMING SHARP EDGES.
3. UNLESS OTHERWISE SPECIFIED TOLERANCES SHALL BE AS FOLLOWS;  
 1/8 INCH OR MORE BUT LESS THAN 2 INCHES --- ±1/16  
 2 INCHES OR MORE BUT LESS THAN 10 INCHES -- ±1/8  
 10 INCHES OR MORE BUT LESS THAN 36 INCHES - ±1/4  
 36 INCHES OR MORE ----- ±3/8
4. ALL STITCHING SHALL BE BACKSTITCHED NOT LESS THAN 1/2 INCH UNLESS TURNED UNDER BY HEM OR HELD BY OTHER STITCHING.
5. ALL STITCHING TO BE 1/8 INCH FROM EDGE OR SPACED 1/8 INCH APART, UNLESS OTHERWISE SPECIFIED.

THIS DRAWING HAS BEEN GENERATED AND IS MAINTAINED BY A CAD SYSTEM. CHANGES SHALL ONLY BE INCORPORATED AS DIRECTED BY THE DESIGN ACTIVITY.



SEE SEPARATE PARTS LIST

UNLESS OTHERWISE SPECIFIED: DIMENSIONS ARE IN INCHES		DATE 12-06-13		U.S. ARMY NATICK SOLDIER RESEARCH, DEVELOPMENT & ENGINEERING CENTER KANSAS STREET, NATICK MA. 01760-5056	
ANGLES	±	DRAWN BY H. WELCH		HANDLE ASSEMBLY, CAS	
FRACTIONS	±	CHECKED F. KERRIGAN			
2 PLACE DIM	±	PROJ DFCR T. SCOTT		APPROVAL DESIGN ACTIVITY	
3 PLACE DIM	±	APPROVED T. SCOTT		T. SCOTT	
		APPROVAL DESIGN ACTIVITY		SIZE/CAGE	DRAWING NO.
		APPLICABLE SPEC		D 81337	2-6-0943
		APPLICATION		SCALE: NONE	UNIT WT.
				SHEET 1 OF 1	

DISTRIBUTION STATEMENT A  
THIS DOCUMENT IS APPROVED FOR PUBLIC RELEASE; DISTRIBUTION IS UNLIMITED.

INTERPRET THIS DRAWING IN ACCORDANCE WITH ASME Y14.100



REVISIONS

REV	DESCRIPTION	PRJ DFCR	APVD	DATE
-	INITIAL RELEASE PER DR-S-023-12	T.S.	T.S.	12-08-01

THIS DRAWING HAS BEEN GENERATED AND IS MAINTAINED BY A CAD SYSTEM. CHANGES SHALL ONLY BE INCORPORATED AS DIRECTED BY THE DESIGN ACTIVITY.

1. REFER TO PURCHASE DESCRIPTION, FAMILY OF IMPROVED LOAD BEARING EQUIPMENT, DATED 01 MAY 2012.

DISTRIBUTION STATEMENT A  
THIS DOCUMENT IS APPROVED FOR PUBLIC RELEASE; DISTRIBUTION IS UNLIMITED.

REV LEVEL	-	-											
SHEET NO.	1	2											

INTERPRET THIS DRAWING IN ACCORDANCE WITH ASME Y14.100

REVISION STATUS OF SHEETS

UNLESS OTHERWISE SPECIFIED: DIMENSIONS ARE IN INCHES  
TOLERANCES:  
ANGLES ± -  
FRACTIONS ± -  
2 PLACE DIM ± -  
3 PLACE DIM ± -














U.S. ARMY NATICK SOLDIER RESEARCH, DEVELOPMENT & ENGINEERING CENTER  
KANSAS STREET, NATICK MA. 01760-5056

CORPSMAN ASSAULT SYSTEM

DATE	12-06-18	DATE	
DRAWN BY	H. WELCH	DATE	
CHECKED	F. KERRIGAN	DATE	
PRJ DFCR	T. SCOTT	DATE	
APPROVED	T. SCOTT	DATE	
APPROVAL DESIGN ACTIVITY		DATE	
FINAL	FINAL	DATE	
NEXT ASSY	USED ON	DATE	
APPLICATION		DATE	

SIZE: A  
TAG: 81337  
DRAWING NO.: PL 2-6-0944  
SCALE: N/A UNIT: WT. SHEET 1 OF 2

PARTS LIST	U.S. ARMY NATICK SOLDIER RESEARCH, DEVELOPMENT & ENGINEERING CENTER KANSAS STREET, NATICK MA. 01760-5056	CAGE 81337	PL2-6-0944	REVISION LTR - DATE 12-08-01
LIST TITLE CORPSMAN ASSAULT SYSTEM			APPROVED <u>T. S.</u> <u>T. S.</u>	REV AUTH NO. DR-S-023-12
			SHEET <u>2</u> OF <u>    </u> SHEETS	

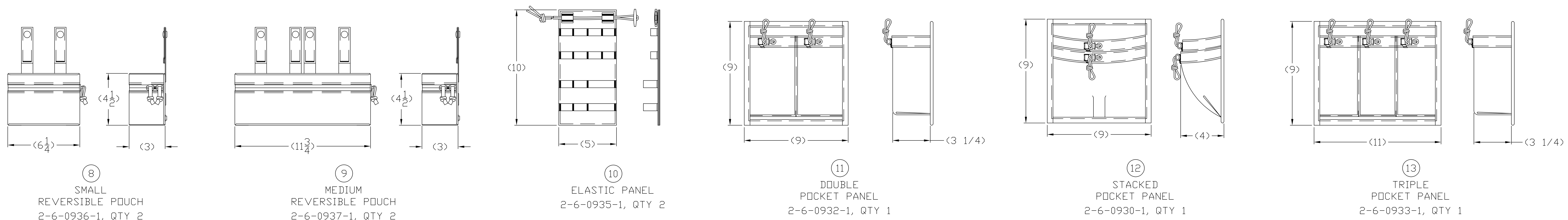
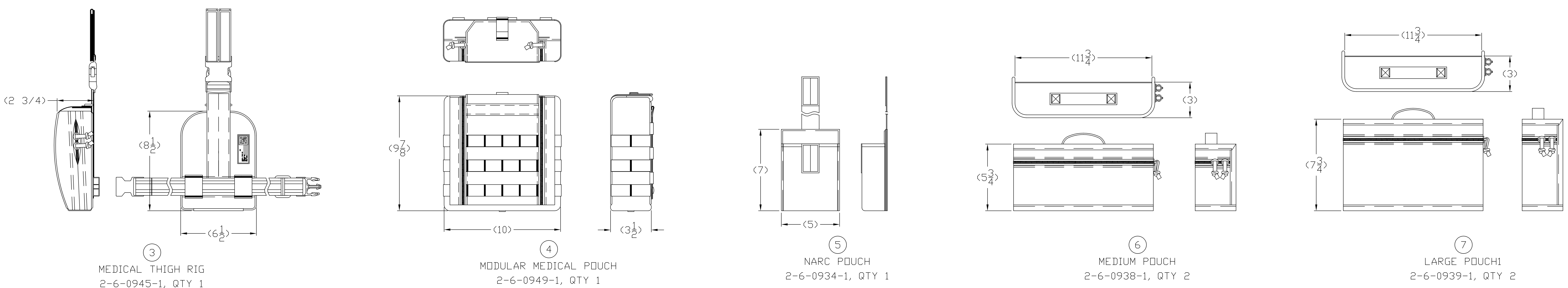
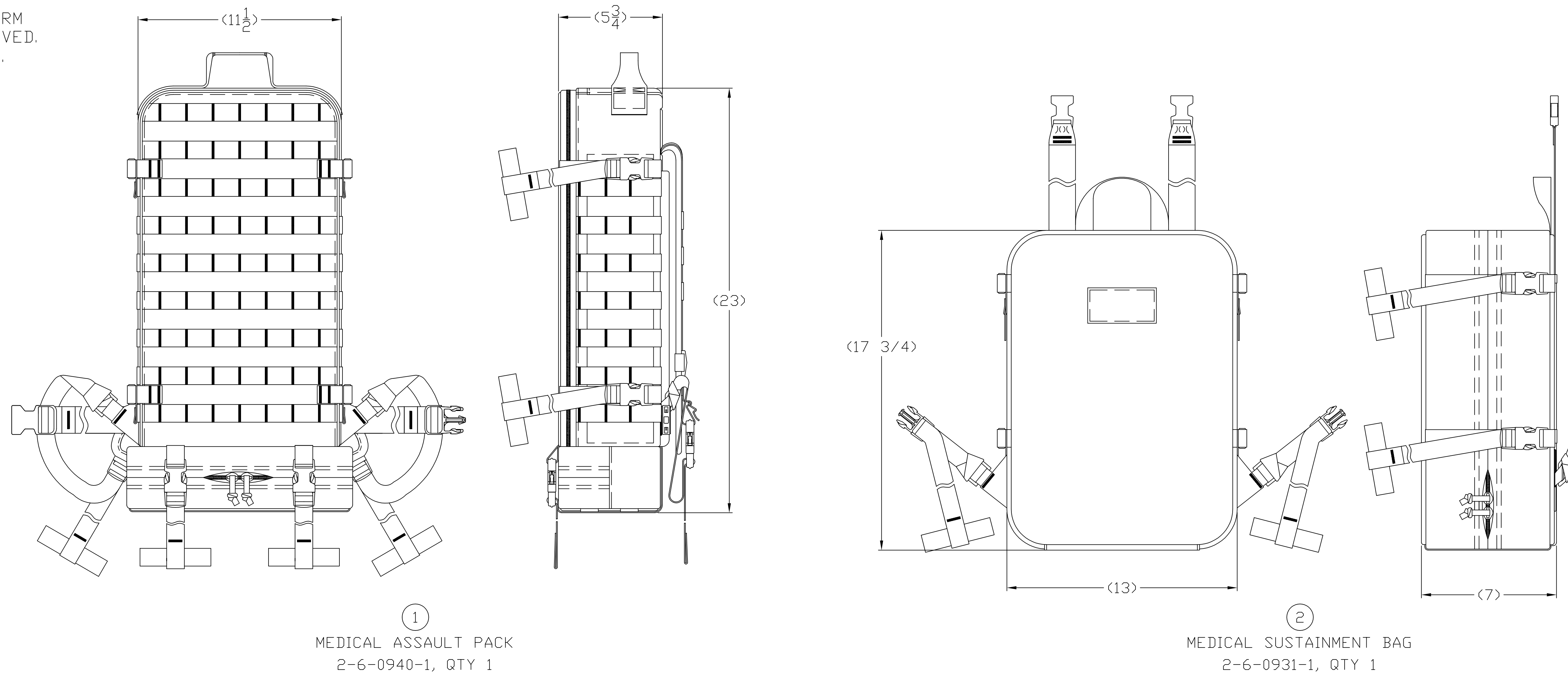
FIND NO.	QTY RQD	CAGE	DRAWING OR DOCUMENT NUMBER	DWG SIZE	PART OR IDENTIFYING NUMBER	NOMENCLATURE OR DESCRIPTION	MATERIAL SPECIFICATION
	-1						
1	1		2-6-0940 		2-6-0940-1	MEDICAL ASSAULT PACK	
2	1		2-6-0931 		2-6-0931-1	MEDICAL SUSTAINMENT BAG	
3	1		2-6-0945 		2-6-0945-1	MEDICAL THIGH RIG	
4	1		2-6-0949 		2-6-0949-1	MODULAR MEDICAL POUCH	
5	1		2-6-0934 		2-6-0934-1	NARC POUCH	
6	2		2-6-0938 		2-6-0938-1	MEDIUM POUCH	
7	2		2-6-0939 		2-6-0939-1	LARGE POUCH	
8	2		2-6-0936 		2-6-0936-1	SMALL REVERSIBLE POUCH	
9	2		2-6-0937 		2-6-0937-1	MEDIUM REVERSIBLE POUCH	
10	2		2-6-0935 		2-6-0935-1	ELASTIC PANEL	
11	1		2-6-0932 		2-6-0932-1	DOUBLE POCKET PANEL	
12	1		2-6-0930 		2-6-0930-1	STACKED POCKET PANEL	
13	1		2-6-0933 		2-6-0933-1	TRIPLE POCKET PANEL	

NOTES:

1. WORKMANSHIP, CONSTRUCTION, STITCHING AND QUALITY ASSURANCE PROVISIONS SHALL CONFORM TO PURCHASE DESCRIPTION, FAMILY OF IMPROVED. LOAD BEARING EQUIPMENT DATED 01 MAY 2012.

REVISIONS				
ZONE/LTR	DESCRIPTION	PROJ OFCR	APVD	DATE
-	INITIAL RELEASE PER DR-S-023-12	T. S.	T. S.	12-08-01
A	REVISED PER DR-S-033-12	T. S.	T. S.	12-12-14

THIS DRAWING HAS BEEN GENERATED AND IS MAINTAINED BY A CAD SYSTEM. CHANGES SHALL ONLY BE INCORPORATED AS DIRECTED BY THE DESIGN ACTIVITY.



SEE SEPARATE PARTS LIST

UNLESS OTHERWISE SPECIFIED DIMENSIONS ARE IN INCHES		U.S. ARMY NATICK SOLDIER RESEARCH, DEVELOPMENT & ENGINEERING CENTER KANSAS STREET, NATICK MA. 01760-5056	
TOLERANCES:	DATE 12-06-18	CORPSMAN ASSAULT SYSTEM	
ANGLES ± -	DRAWN BY H. WELCH	SIZE/CAGE	DRAWING NO.
FRACTIONS ± -	CHECKED F. KERRIGAN	E 81337	2-6-0944
2 PLACE DIM ± -	PROJ OFCR T. SCOTT	SCALE NONE	UNIT WT.
3 PLACE DIM ± -	APPROVED T. SCOTT	SHEET 1 OF 1	
FINAL	APPROVAL DESIGN ACTIVITY		
NEXT ASSY USED ON APPLICATION	APPLICABLE SPEC		

REVISIONS

REV	DESCRIPTION	PRJ DFCR	APVD	DATE
-	INITIAL RELEASE PER DR-S-023-12	T.S.	T.S.	12-08-01
A	REVISED PER DR-S-033-12	T.S.	T.S.	12-12-14

THIS DRAWING HAS BEEN GENERATED AND IS MAINTAINED BY A CAD SYSTEM. CHANGES SHALL ONLY BE INCORPORATED AS DIRECTED BY THE DESIGN ACTIVITY.

1. REFER TO PURCHASE DESCRIPTION, FAMILY OF IMPROVED LOAD BEARING EQUIPMENT, DATED 01 MAY 2012.

2. CUT LENGTHS ARE FOR REFERENCE ONLY.

DISTRIBUTION STATEMENT A  
THIS DOCUMENT IS APPROVED FOR PUBLIC RELEASE; DISTRIBUTION IS UNLIMITED.

REV LEVEL	A	A	A	A						
SHEET NO.	1	2	3	4	5					

INTERPRET THIS DRAWING IN ACCORDANCE WITH ASME Y14.100

UNLESS OTHERWISE SPECIFIED:  
DIMENSIONS ARE IN INCHES  
TOLERANCES:  
ANGLES ± -  
FRACTIONS ± -  
2 PLACE DIM ± -  
3 PLACE DIM ± -











DATE 12-04-16  
DRAWN BY H. WELCH  
CHECKED F. KERRIGAN  
PRJ DFCR T. SCOTT  
APPROVED T. SCOTT

U.S. ARMY NATICK SOLDIER RESEARCH, DEVELOPMENT & ENGINEERING CENTER  
KANSAS STREET, NATICK MA. 01760-5056

APPROVAL DESIGN ACTIVITY  
T. SCOTT

MEDICAL THIGH RIG,  
CORPSMAN ASSAULT  
SYSTEM
















2-6-0944	2-6-0944	APPLICABLE SPEC	SIZE	CAGE	DRAWING NO.
NEXT ASSY	USED DN		A	81337	PL 2-6-0945
APPLICATION			SCALE: N/A	UNIT WT.	SHEET 1 OF 5

PARTS LIST		U.S. ARMY NATICK SOLDIER RESEARCH, DEVELOPMENT & ENGINEERING CENTER KANSAS STREET, NATICK MA. 01760-5056			CAGE 81337	PL2-6-0945	REVISION LTR A DATE 12-12-14	
LIST TITLE MEDICAL THIGH RIG, CORPSMAN ASSAULT SYSTEM					APPROVED T. S. T. S.	REV AUTH NO. DR-S-033-12	SHEET <u>2</u> OF _____ SHEETS	
FIND NO.	QTY RQD - 1	CAGE	DRAWING OR DOCUMENT NUMBER	DWG SIZE	PART OR IDENTIFYING NUMBER	NOMENCLATURE OR DESCRIPTION		MATERIAL SPECIFICATION
1	2		2-6-0952 	C	2-6-0952-1	OUTER PANEL		PARA 3.12.7.2 CLOTH, NYLON, 500D
2	1		2-6-0952 	C	2-6-0952-10	ZIP STRIP		PARA 3.12.7.2 CLOTH, NYLON, 500D
3	1		2-6-0952 	C	2-6-0952-9	ZIP STRIP, CONVEX		PARA 3.12.7.2 CLOTH, NYLON, 500D
4	1		2-6-0952 	C	2-6-0952-5	INNER PANEL, EXTERIOR		PARA 3.12.7.2 CLOTH, NYLON, 500D
5	1		2-6-0952 	C	2-6-0952-6	INNER PANEL, INTERIOR		PARA 3.12.7.2 CLOTH, NYLON, 500D
6	1					FASTENER, SLIDE, CUT LENGTH 24 3/4"		PARA 3.12.9.6
7	1		2-6-0952 	C	2-6-0952-11	BOTTOM PANEL		PARA 3.12.7.2 CLOTH, NYLON, 500D
8	2		2-6-0952 	C	2-6-0952-31	BELT LOOP, WEBBING 1 1/2" W		PARA 3.12.4.2
9	1		2-6-0952 	C	2-6-0952-20	FASTENER, LOOP, 2" WIDE, CUT LENGTH 6" 		PARA 3.12.6



PARTS LIST	U.S. ARMY NATICK SOLDIER RESEARCH, DEVELOPMENT & ENGINEERING CENTER KANSAS STREET, NATICK MA. 01760-5056	CAGE 81337	PL2-6-0945	REVISION LTR A DATE 12-12-14
LIST TITLE MEDICAL THIGH RIG, CORPSMAN ASSAULT SYSTEM			APPROVED T. S. T. S.	REV AUTH NO. DR-S-033-12
			SHEET 3	OF SHEETS

FIND NO.	QTY RQD	CAGE	DRAWING OR DOCUMENT NUMBER	DWG SIZE	PART OR IDENTIFYING NUMBER	NOMENCLATURE OR DESCRIPTION	MATERIAL SPECIFICATION
	-1						
10	1		2-6-0948	D	2-6-0948-1	STRAPS, OVAL-RING AND LARGE BUCKLE, MEDICAL THIGH RIG	
11	1		△1.			BUCKLE, SIDE RELEASE, FEMALE, 2"	PARA 3.12.1.2.17
12	1		△1.			BUCKLE, SIDE RELEASE, MALE, 2"	PARA 3.12.1.2.17
13	2		2-6-0947	D	2-6-0947-1	STRAP, UPRIGHT, MEDICAL THIGH RIG	
14	1		2-6-0946	D	2-6-0946-1	BELT, MEDICAL THIGH RIG	
15	AR		△1.			TAPE BINDING, 1" WIDE	PARA 3.12.4.5
16	1		2-6-0952 △1.	C	2-6-0952-8	POCKET, DRAWSTRING, SMALL	PARA 3.12.7.7
17	1		2-6-0952 △1.	C	2-6-0952-7	POCKET, DRAWSTRING, LARGE	PARA 3.12.7.7
18	AR		△1.			TAPE BINDING, 1" WIDE	PARA 3.12.4.5
19	1		2-6-0952 △1.	C	2-6-0952-3	POCKET, LARGE	PARA 3.12.7.7
20	1		2-6-0952 △1.	C	2-6-0952-4	POCKET, SMALL	PARA 3.12.7.2
21	2		2-6-0952 △1.	C	2-6-0952-13	WEBBING, ELASTIC, 1" WIDE, CUT LENGTH 2 3/4" △2.	PARA 3.12.5.7
22	1		2-6-0952 △1.	C	2-6-0952-12	WEBBING, ELASTIC, 1" WIDE, CUT LENGTH 9 3/4" △2.	PARA 3.12.5.7
23	1		2-6-0952 △1.	C	2-6-0952-29	WEBBING, 2" WIDE, CUT LENGTH 7 1/2" △2.	PARA 3.12.4.3

PARTS LIST	U.S. ARMY NATICK SOLDIER RESEARCH, DEVELOPMENT & ENGINEERING CENTER KANSAS STREET, NATICK MA. 01760-5056	CAGE 81337	PL2-6-0945	REVISION LTR A DATE 12-12-14
LIST TITLE MEDICAL THIGH RIG, CORPSMAN ASSAULT SYSTEM			APPROVED T. S. T. S.	REV AUTH NO. DR-S-033-12
				SHEET <u>4</u> OF _____ SHEETS

FIND NO.	QTY RQD	CAGE	DRAWING OR DOCUMENT NUMBER	DWG SIZE	PART OR IDENTIFYING NUMBER	NOMENCLATURE OR DESCRIPTION	MATERIAL SPECIFICATION
	-1						
24	1		2-6-0952 	C	2-6-0952-32	FASTENER, LOOP, 1" WIDE, CUT LENGTH 2" 	PARA 3.12.6
25	AR					THREAD, SIZE F	PARA 3.12.8.1
26	2		2-6-0952 	C	2-6-0952-30	WEBBING, 3/4" WIDE, CUT LENGTH 1 1/4" 	PARA 3.12.4.6
27	2					CORD, ELASTIC, 1/8 DIA, CUT LENGTH 17 1/2"	PARA 3.12.10.2
28	2					TAPE, 3/8" WIDE, CUT LENGTH 4"	PARA 3.12.4.9
29	2					BARREL LOCK	PARA 3.12.1.1.2
30	2					EYELET	PARA 3.12.1.4.2
31	1					CORD, ROUND, CUT LENGTH 29 1/2"	PARA 3.12.10.3
32	1					TOGGLE	PARA 3.12.1.2.24
33	1		2-6-0952 	C	2-6-0952-33	WEBBING, 2" WIDE, CUT LENGTH 7" 	PARA 3.12.4.3
34	2					CORD, ROUND, CUT LENGTH 9"	PARA 3.12.10.3
35	AR					THREAD, SIZE E	PARA 3.12.8.2

PARTS LIST	U.S. ARMY NATICK SOLDIER RESEARCH, DEVELOPMENT & ENGINEERING CENTER KANSAS STREET, NATICK MA. 01760-5056	CAGE 81337	PL2-6-0945	REVISION LTR A DATE 12-12-14
LIST TITLE MEDICAL THIGH RIG, CORPSMAN ASSAULT SYSTEM			APPROVED T. S. T. S.	REV AUTH NO. DR-S-033-12
				SHEET <u>5</u> OF <u>    </u> SHEETS

FIND NO.	QTY RQD	CAGE	DRAWING OR DOCUMENT NUMBER	DWG SIZE	PART OR IDENTIFYING NUMBER	NOMENCLATURE OR DESCRIPTION	MATERIAL SPECIFICATION
	- 1						
36	1		2-6-0963 	C	2-6-0963-1	IDENTIFICATION & INSTRUCTION LABEL	PARA 3.25
37	1		2-6-0948	D	2-6-0948-2	STRAPS, OVAL-RING AND LARGE BUCKLE, MEDICAL THIGH RIG	
38	1					OVAL-RING, 2", COLOR BLACK	PARA 3.12.1.8.2

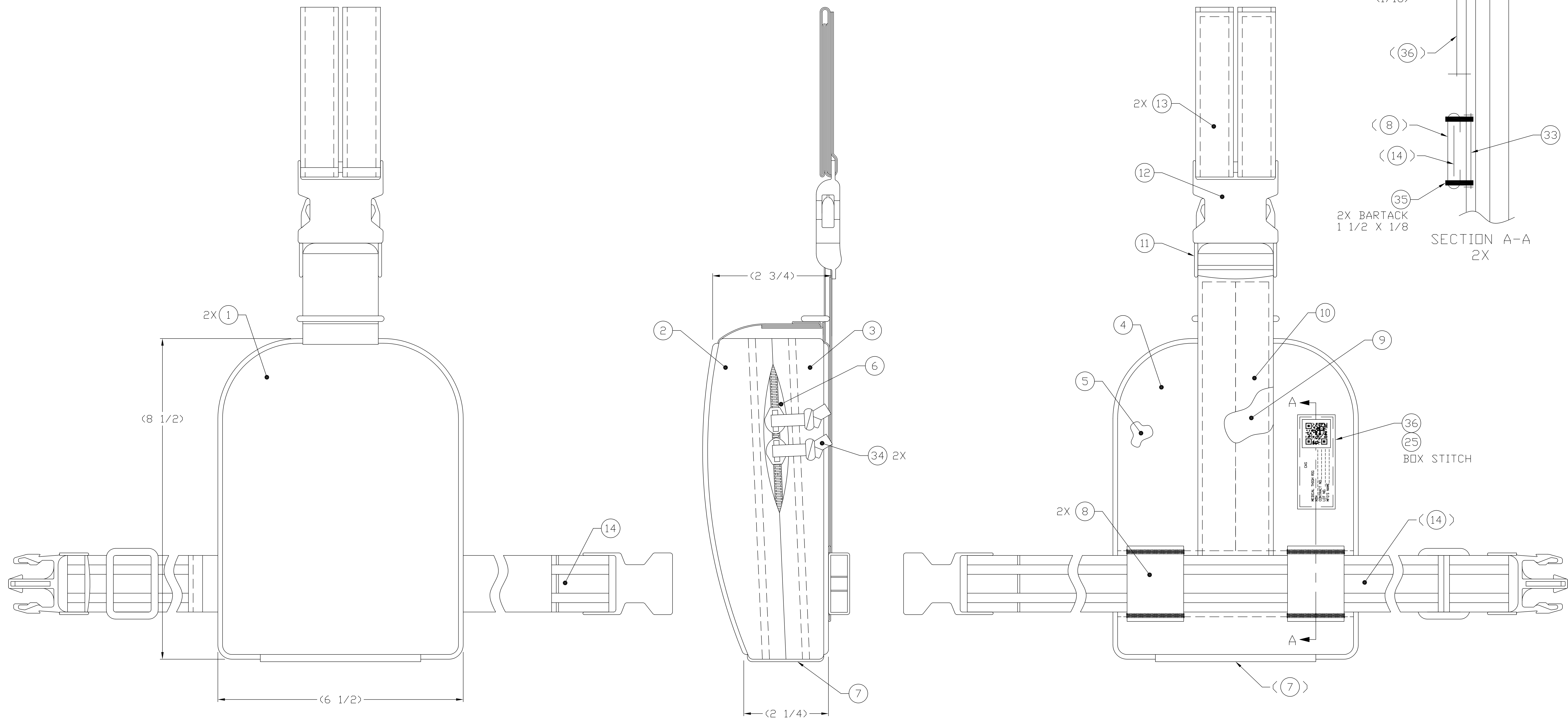


NOTES:

1. WORKMANSHIP, CONSTRUCTION, STITCHING AND QUALITY ASSURANCE PROVISIONS SHALL CONFORM TO PURCHASE DESCRIPTION, FAMILY OF IMPROVED LOAD BEARING EQUIPMENT DATED 01 MAY 2012.
2. UNLESS OTHERWISE SPECIFIED ALL FOLDS, HEMS AND TURN UNDERS SHALL BE 3/8".
3. UNLESS OTHERWISE SPECIFIED, TOLERANCES SHALL BE AS FOLLOWS:  
 1/8 INCH OR MORE BUT LESS THAN 2 INCHES --- ±1/16  
 2 INCHES OR MORE BUT LESS THAN 10 INCHES -- ±1/8  
 10 INCHES OR MORE BUT LESS THAN 36 INCHES - ±1/4
4. ALL STITCHING SHALL BE BACKSTITCHED NOT LESS THAN 1/2 INCH UNLESS TURNED UNDER BY A HEM OR HELD BY OTHER STITCHING.
5. ALL STITCHING TO BE 1/8 INCH FROM EDGE OR SPACED 1/8 INCH APART, UNLESS OTHERWISE SPECIFIED.
6. SEAR ALL ENDS OF CORD, WEBBING AND TAPE TO PREVENT FRAYING. AVOID FORMING SHARP EDGES.

REVISIONS			
ZONE/LTR	DESCRIPTION	PRJ DFCR	DATE
-	INITIAL RELEASE PER DR-S-023-12	T. S.	T. S. 12-08-01

THIS DRAWING HAS BEEN GENERATED AND IS MAINTAINED BY A CAD SYSTEM. CHANGES SHALL ONLY BE INCORPORATED AS DIRECTED BY THE DESIGN ACTIVITY.



-1  
CLOSED VIEW SHOWN  
SEE SHEET 2 FOR OPEN VIEW

SEE SEPARATE PARTS LIST

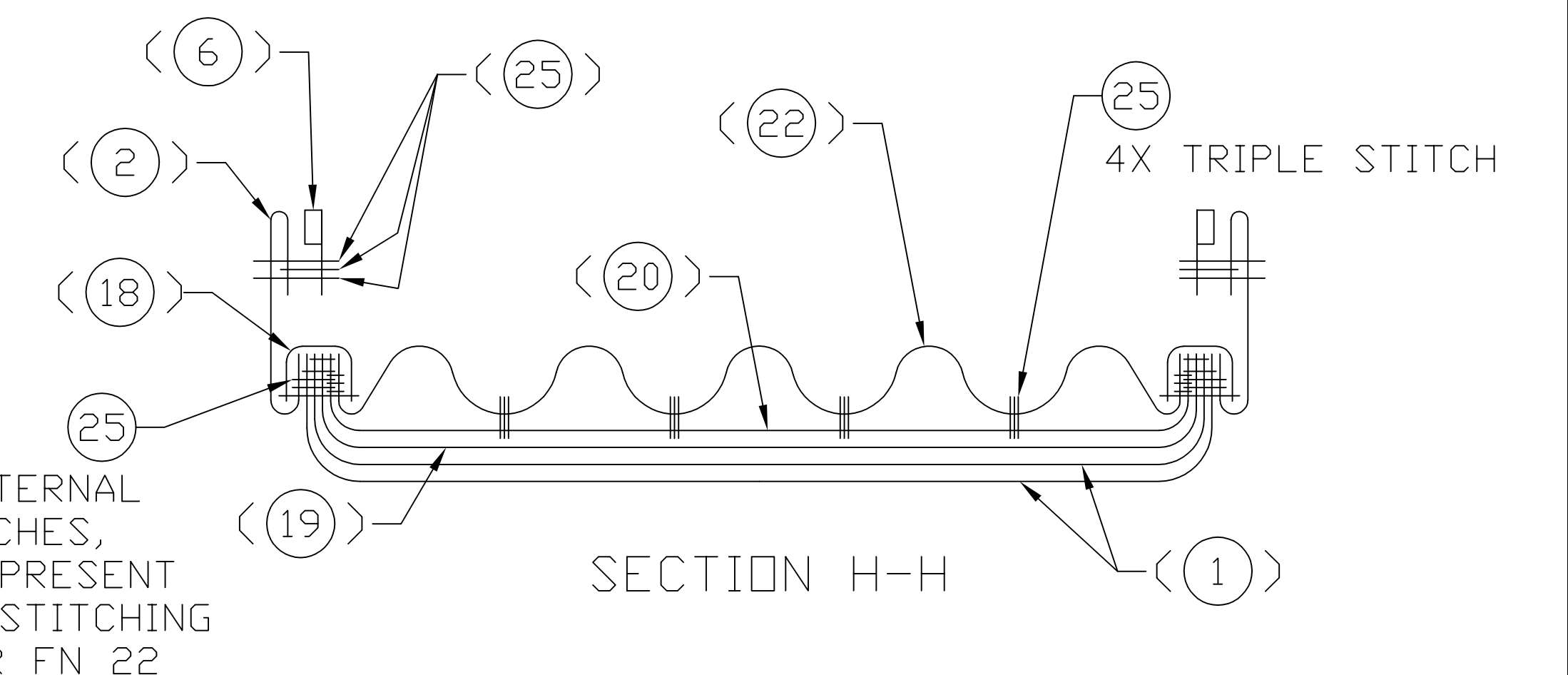
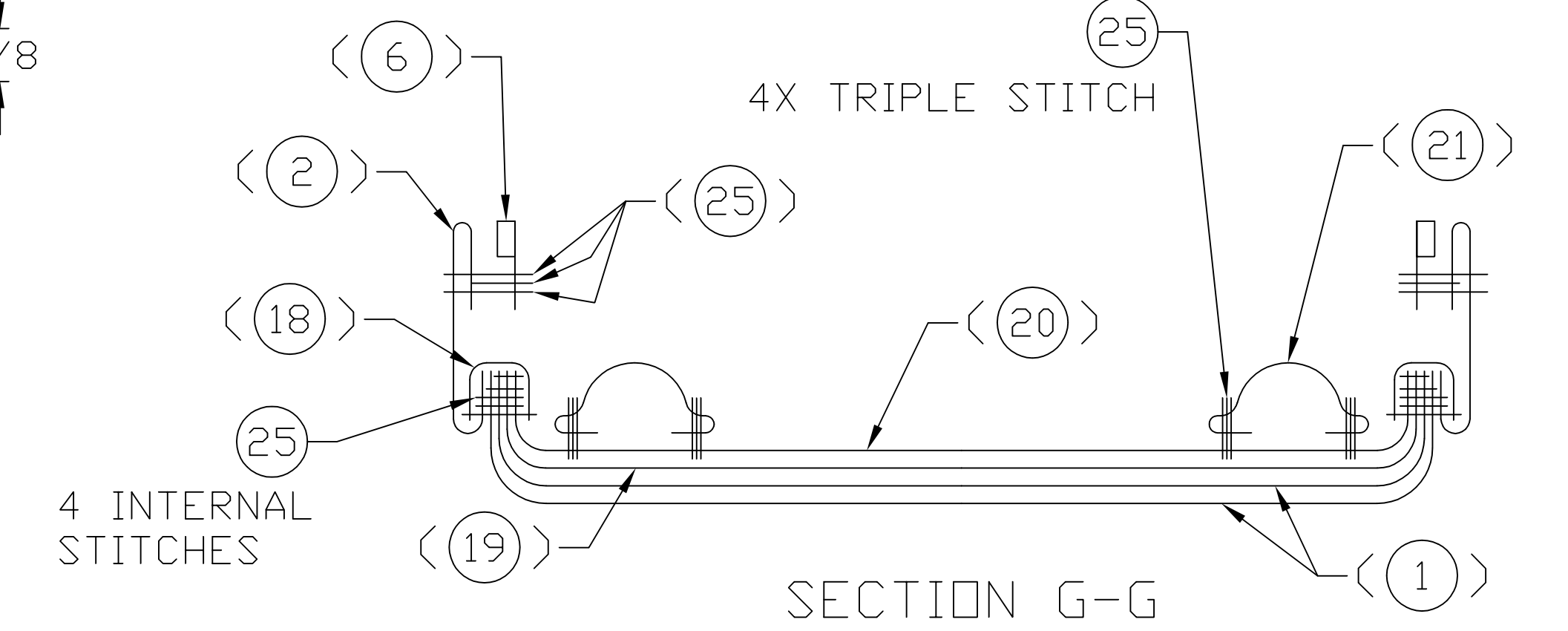
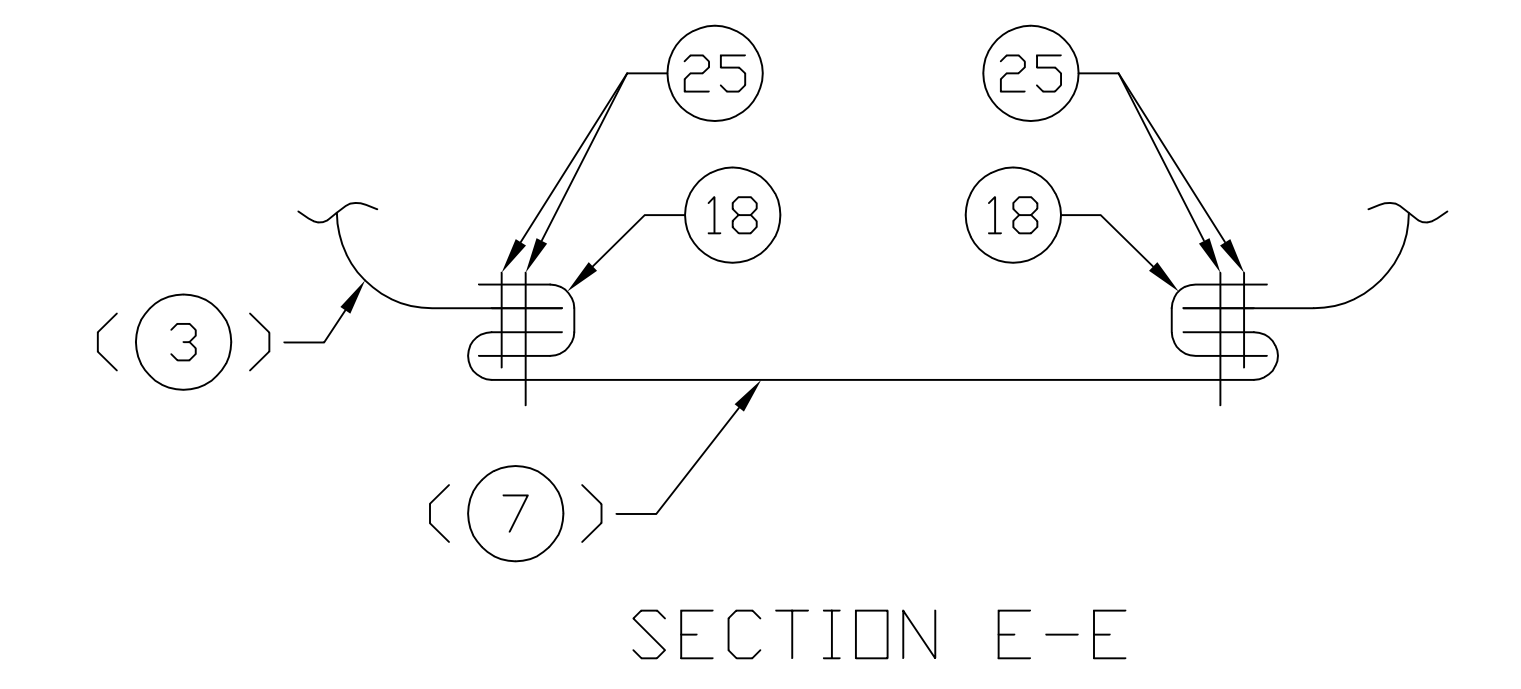
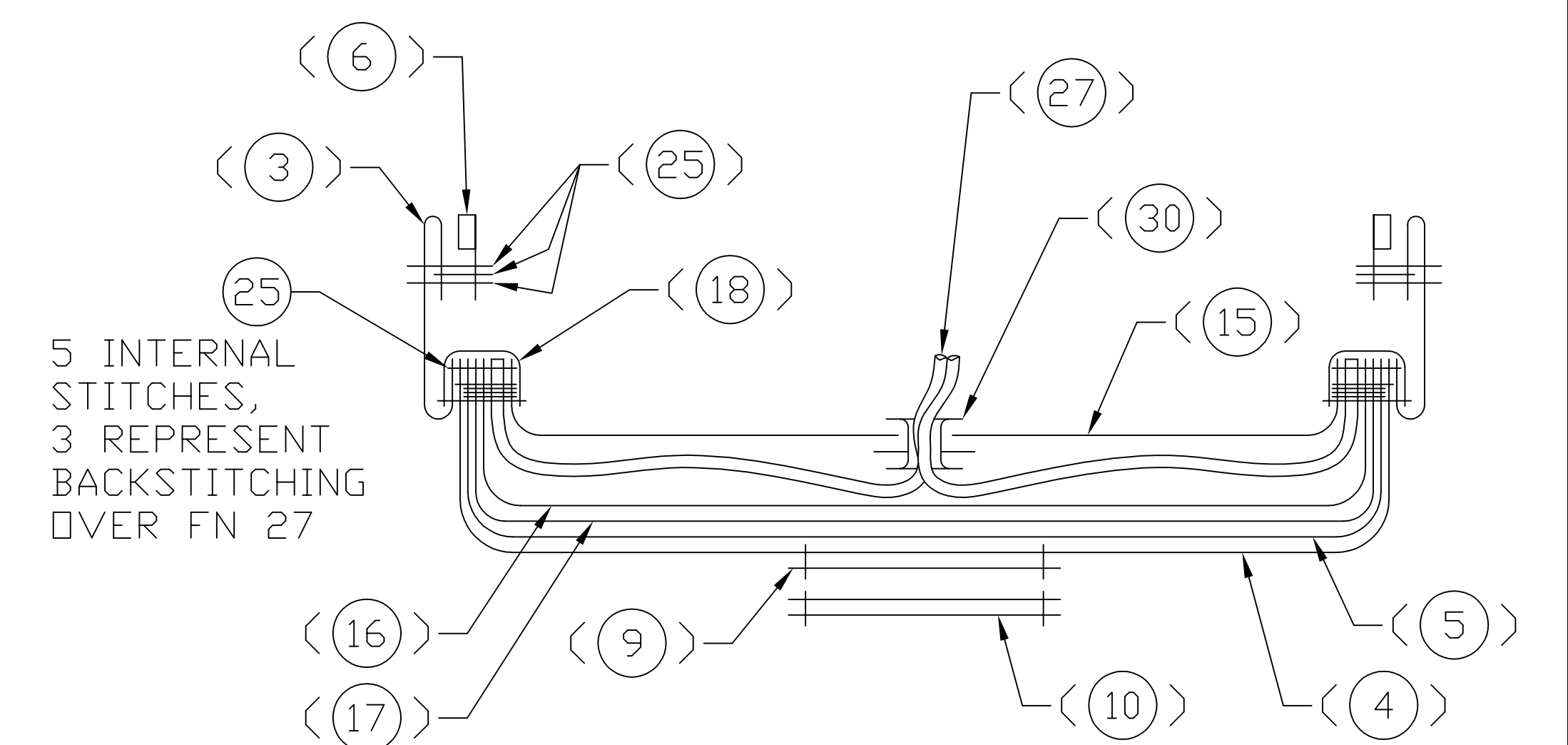
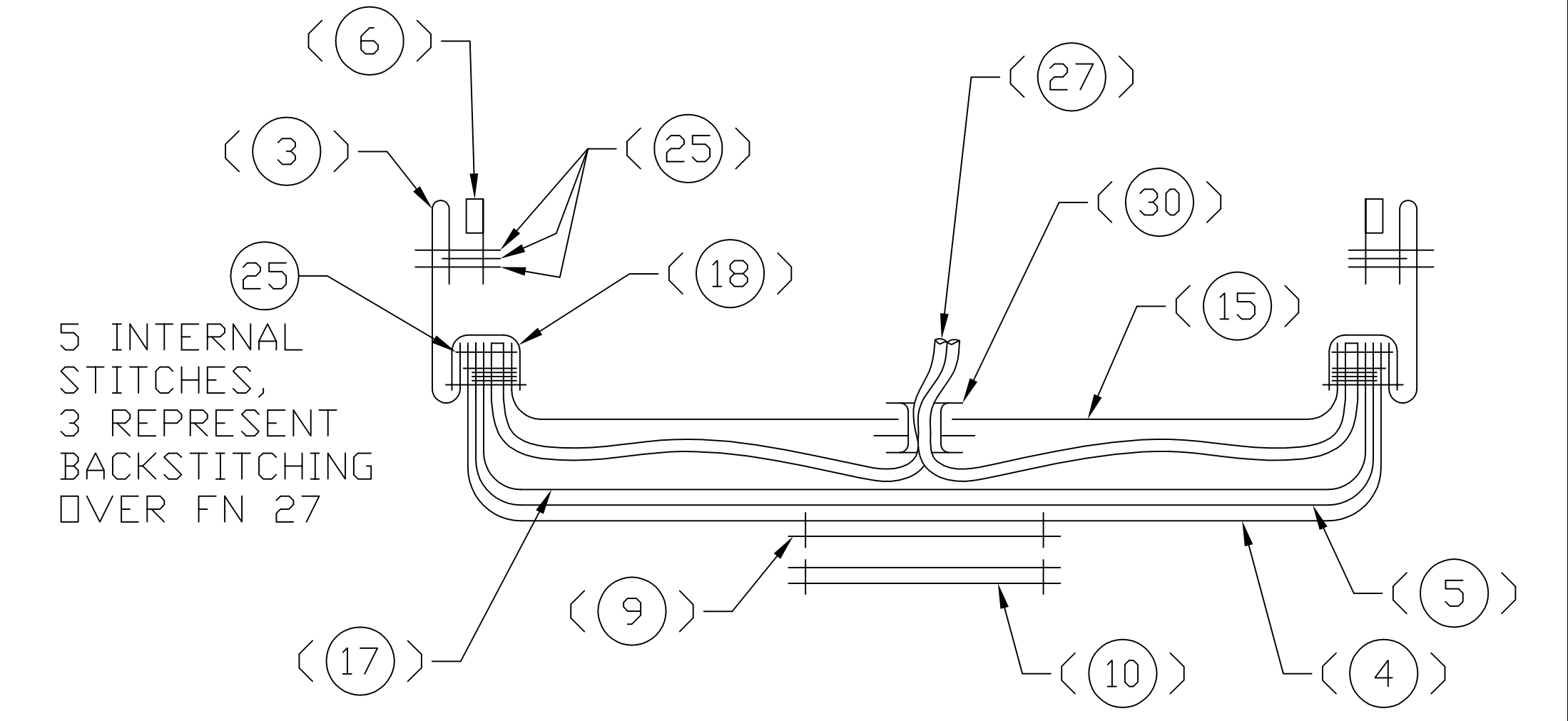
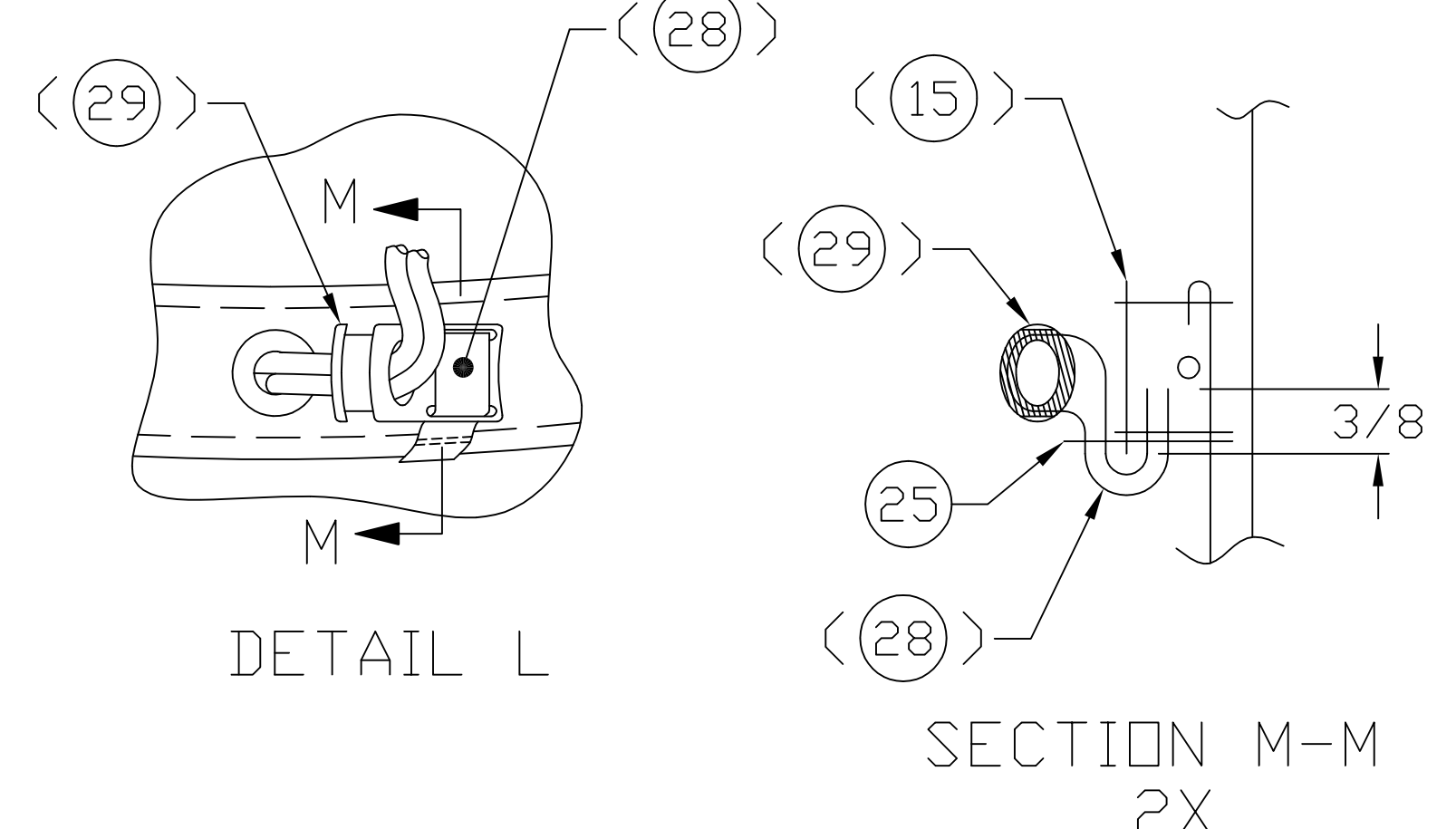
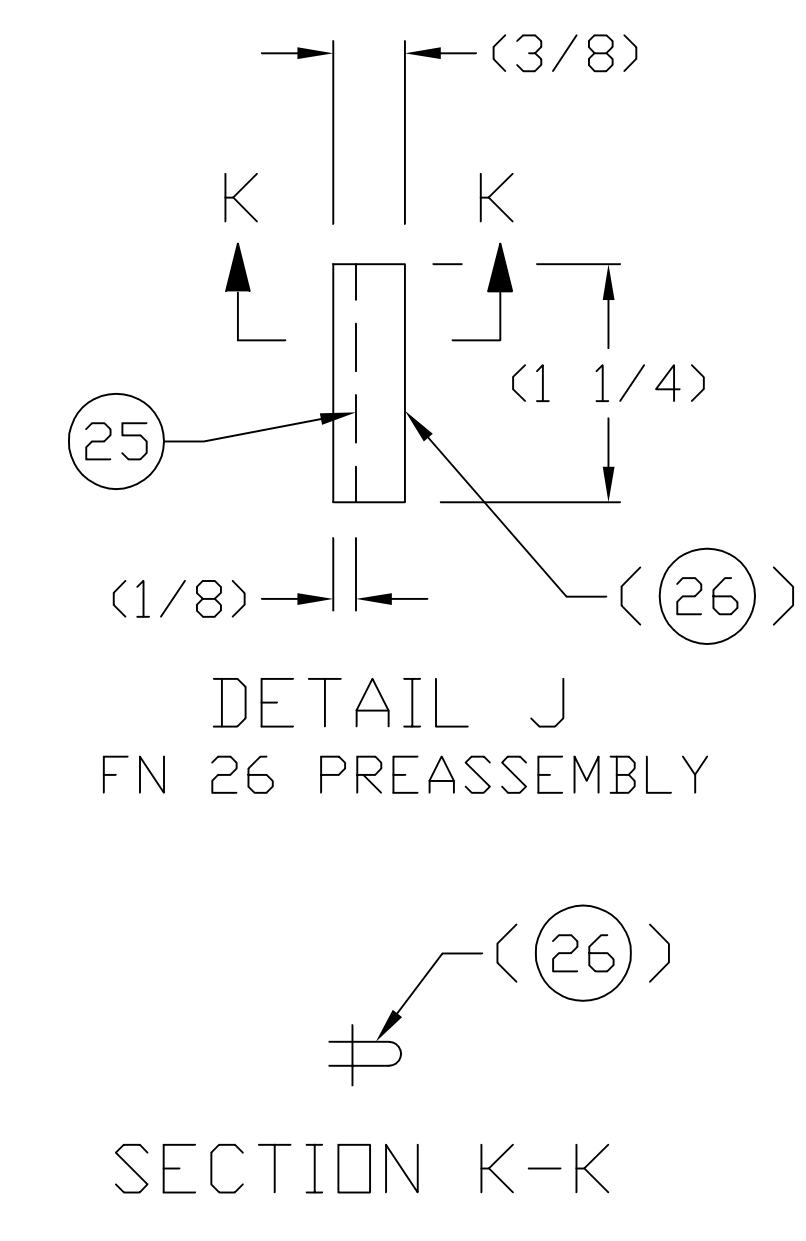
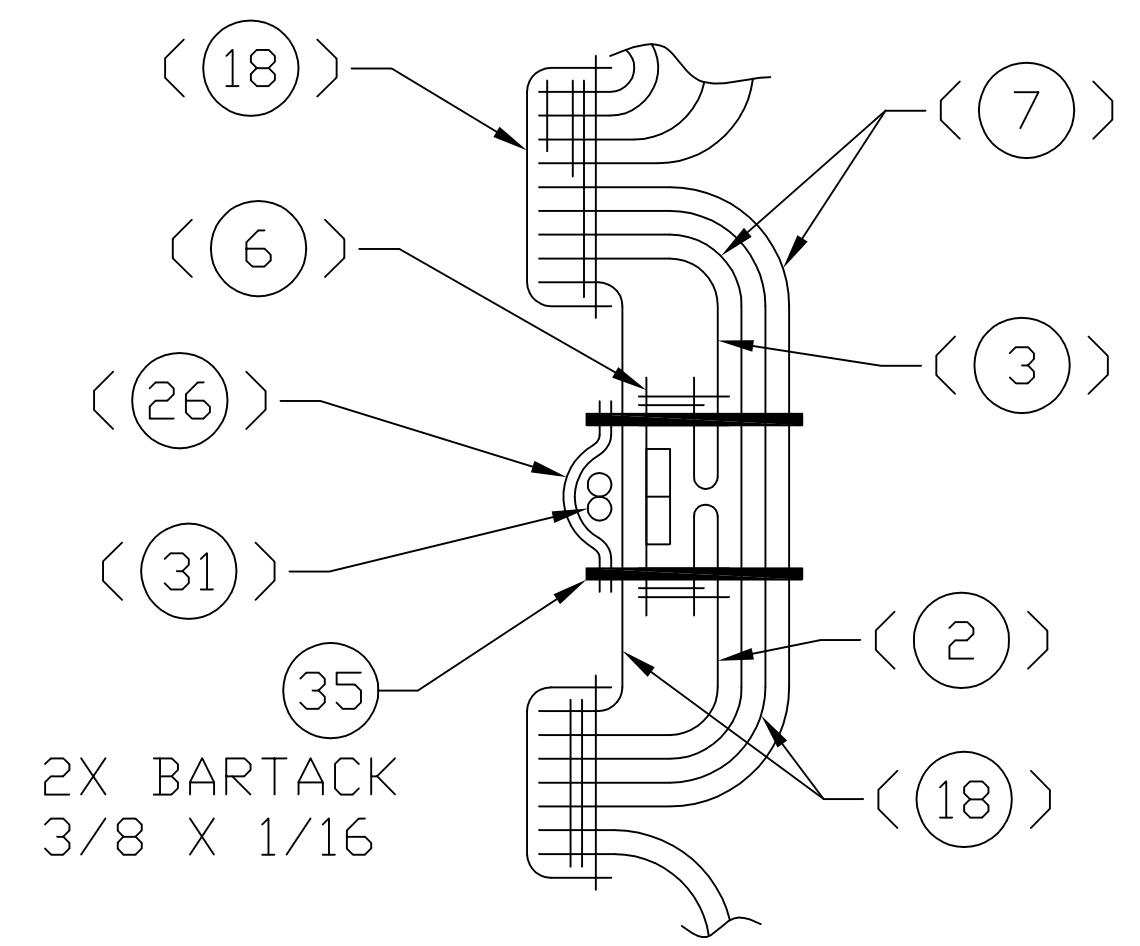
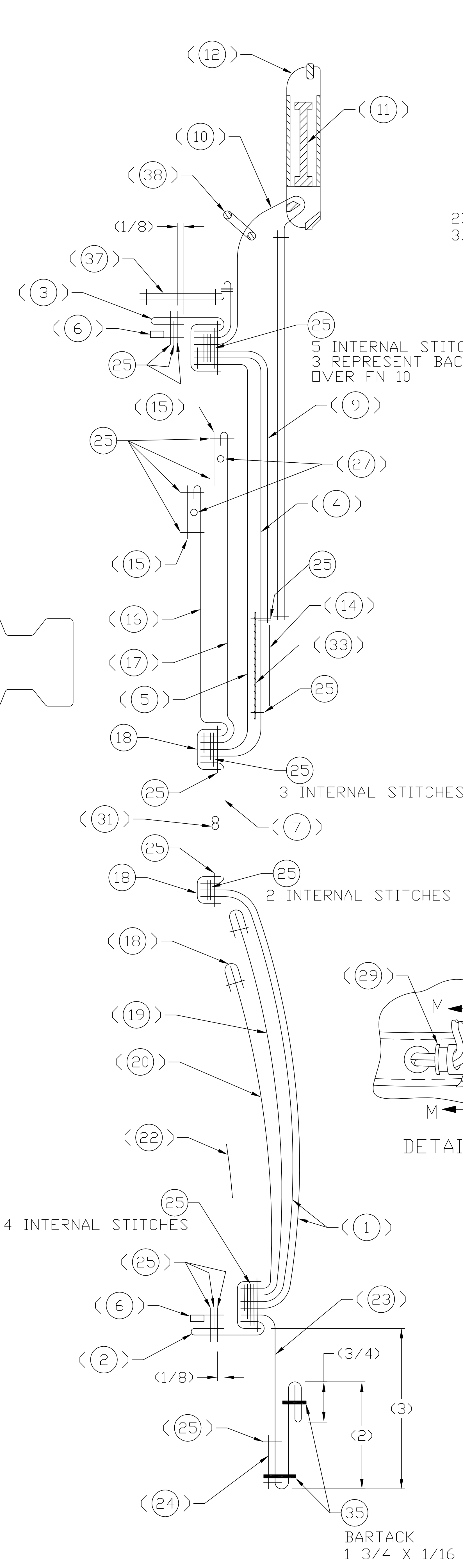
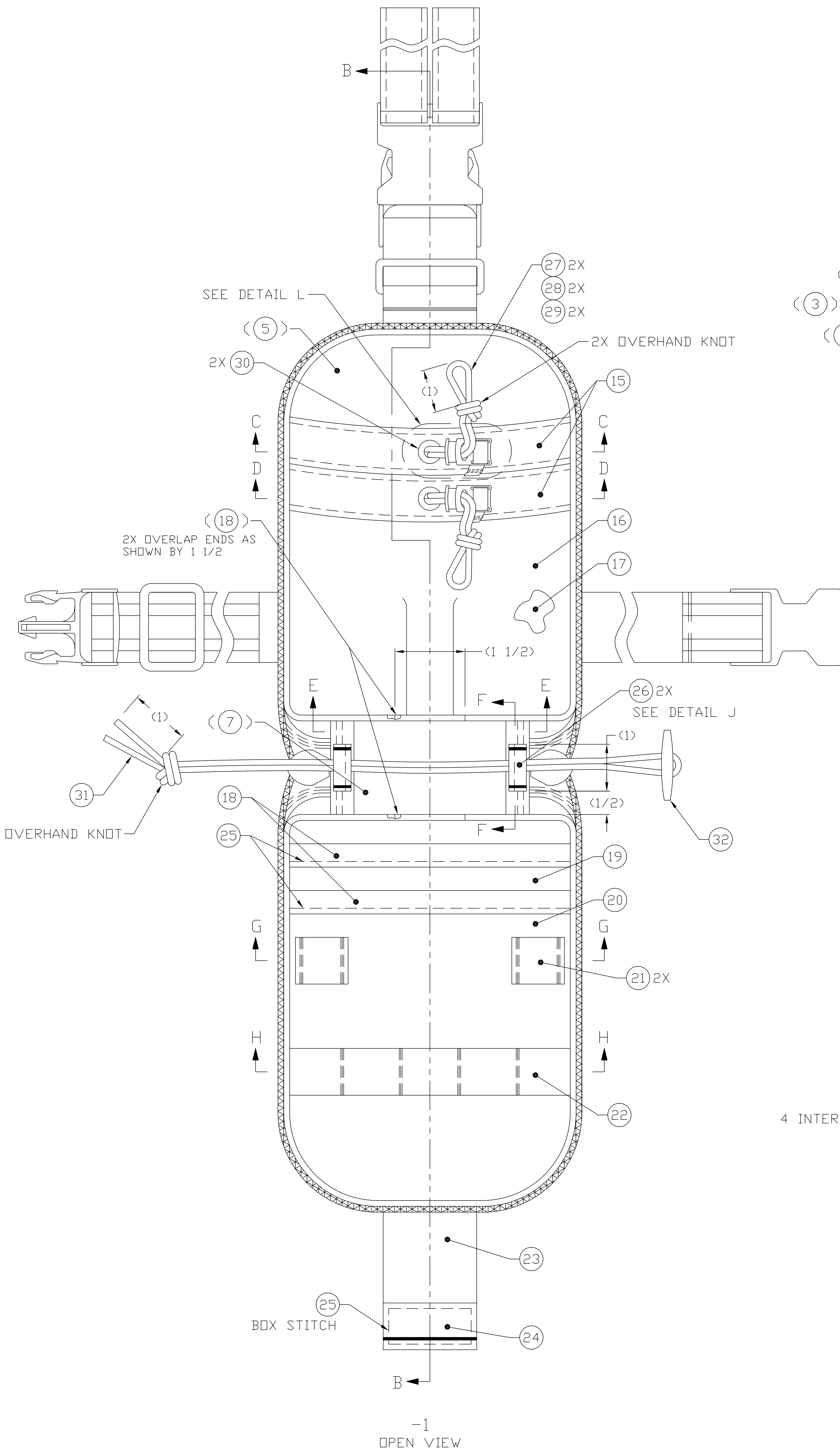
REVISION STATUS OF SHEETS	
-	-
2	1

UNLESS OTHERWISE SPECIFIED DIMENSIONS ARE IN INCHES	DATE 12-04-16
TOLERANCES:	DRAWN BY H. WELCH
ANGLES ± 3	CHECKED F. KERRIGAN
FRACTIONS ± 3	PRJ DFCR T. SCOTT
2 PLACE DIM ±	APPROVED IT SCOTT
3 PLACE DIM ±	APPROVAL DESIGN ACTIVITY
	T. SCOTT
2-6-0944	2-6-0944
NEXT ASSY USED ON	APPLICABLE SPEC
APPLICATION	

U.S. ARMY NATICK SOLDIER RESEARCH, DEVELOPMENT & ENGINEERING CENTER KANSAS STREET, NATICK MA. 01760-5056	
MEDICAL THIGH RIG, CORPSMAN ASSAULT SYSTEM	
SIZE/CAGE E 81337	DRAWING NO. 2-6-0945
SCALE 1/1	UNIT WT.
SHEET 1 OF 2	

REVISIONS		PROJ OFCR	APYD	DATE
ZONE/LTR	DESCRIPTION	T. S.	T. S.	12-08-01
-	INITIAL RELEASE PER DR-S-023-12			

THIS DRAWING HAS BEEN GENERATED AND IS MAINTAINED BY A CAD SYSTEM. CHANGES SHALL ONLY BE INCORPORATED AS DIRECTED BY THE DESIGN ACTIVITY.



DISTRIBUTION STATEMENT A  
THIS DOCUMENT IS APPROVED FOR PUBLIC RELEASE; DISTRIBUTION IS UNLIMITED.

REVISIONS

REV	DESCRIPTION	PRJ DFCR	APVD	DATE
-	INITIAL RELEASE PER DR-S-023-12	T.S.	T.S.	12-08-01
A	REVISED PER DR-S-033-12	T.S.	T.S.	12-12-14

THIS DRAWING HAS BEEN GENERATED AND IS MAINTAINED BY A CAD SYSTEM. CHANGES SHALL ONLY BE INCORPORATED AS DIRECTED BY THE DESIGN ACTIVITY.

1. REFER TO PURCHASE DESCRIPTION, FAMILY OF IMPROVED LOAD BEARING EQUIPMENT, DATED 01 MAY 2012.

2. CUT LENGTHS ARE FOR REFERENCE ONLY.

DISTRIBUTION STATEMENT A  
THIS DOCUMENT IS APPROVED FOR PUBLIC RELEASE; DISTRIBUTION IS UNLIMITED.

REV LEVEL	A	A												
SHEET NO.	1	2												

INTERPRET THIS DRAWING IN ACCORDANCE WITH ASME Y14.100

REVISION STATUS OF SHEETS

U.S. ARMY NATICK SOLDIER RESEARCH, DEVELOPMENT & ENGINEERING CENTER  
KANSAS STREET, NATICK MA. 01760-5056

BELT, MEDICAL  
THIGH RIG

UNLESS OTHERWISE SPECIFIED:  
DIMENSIONS ARE IN INCHES  
TOLERANCES:  
ANGLES ± -  
FRACTIONS ± -  
2 PLACE DIM ± -  
3 PLACE DIM ± -

DATE 12-05-04

DRAWN BY H. WELCH

CHECKED F. KERRIGAN

PRJ DFCR T. SCOTT

APPROVED T. SCOTT

APPROVAL DESIGN ACTIVITY







T. SCOTT

APPLICABLE SPEC

APPLICATION

2-6-0945	2-6-0944	SIZE	CAGE	DRAWING NO.
NEXT ASSY	USED DN	A	81337	PL 2-6-0946
APPLICATION		SCALE: N/A	UNIT WT.	SHEET 1 OF 2

PARTS LIST	U.S. ARMY NATICK SOLDIER RESEARCH, DEVELOPMENT & ENGINEERING CENTER KANSAS STREET, NATICK MA. 01760-5056	CAGE 81337	PL2-6-0946	REVISION LTR A	DATE 12-12-14
LIST TITLE BELT, MEDICAL THIGH RIG			APPROVED T. S. T. S.	REV AUTH NO. DR-S-033-12	SHEET <u>2</u> OF _____ SHEETS

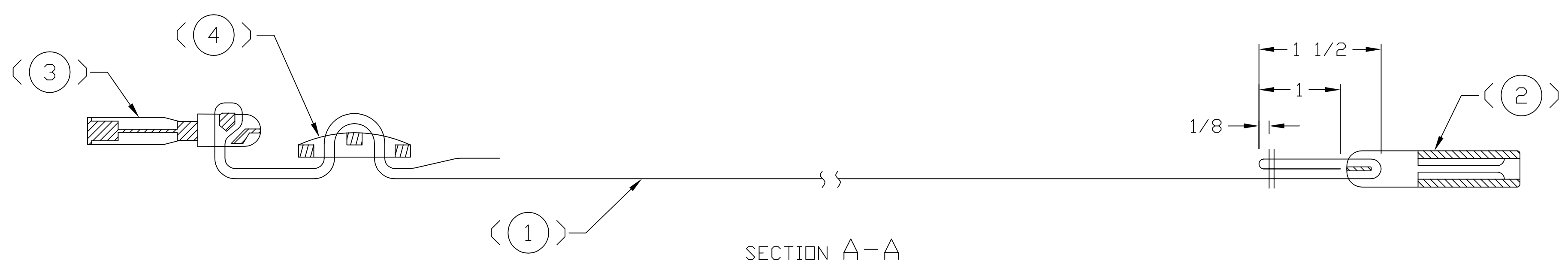
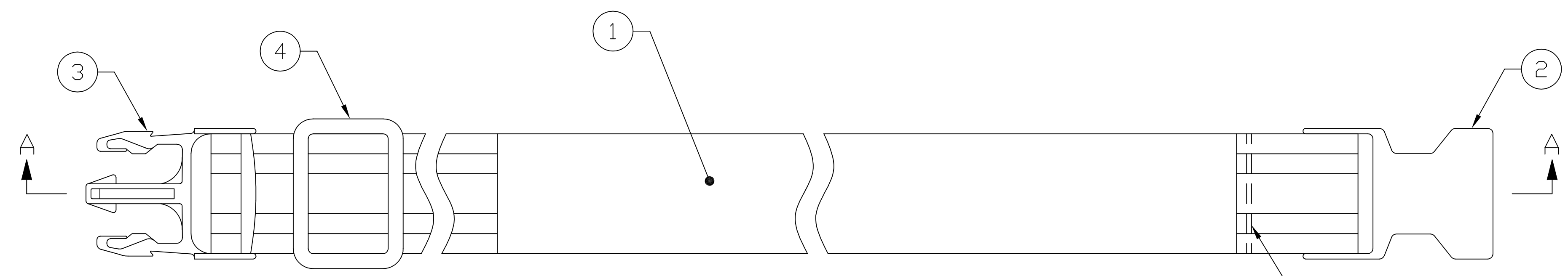
FIND NO.	QTY RQD - 1	CAGE	DRAWING OR DOCUMENT NUMBER	DWG SIZE	PART OR IDENTIFYING NUMBER	NOMENCLATURE OR DESCRIPTION	MATERIAL SPECIFICATION
1	1		2-6-0952 	C	2-6-0952-24	WEBBING, ELASTIC, GRIP, 1 1/2 WIDE, CUT LENGTH 39" 	PARA 3.12.5.8
2	1					BUCKLE, SIDE RELEASE, FEMALE, 1 1/2"	PARA 3.12.1.2.22
3	1					BUCKLE, SIDE RELEASE, MALE, 1 1/2"	PARA 3.12.1.2.22
4	1					TRIGLIDE, 1 1/2"	PARA 3.12.1.9.14
5	AR					THREAD, SIZE F	PARA 3.12.8.1

NOTES:

1. WORKMANSHIP, CONSTRUCTION, STITCHING AND QUALITY ASSURANCE PROVISIONS SHALL CONFORM TO PURCHASE DESCRIPTION, FAMILY OF IMPROVED LOAD BEARING EQUIPMENT DATED 01 MAY 2012.
2. UNLESS OTHERWISE SPECIFIED TOLERANCES SHALL BE AS FOLLOWS;  
 1/8 INCH OR MORE BUT LESS THAN 2 INCHES ---  $\pm 1/16$   
 2 INCHES OR MORE BUT LESS THAN 10 INCHES --  $\pm 1/8$   
 10 INCHES OR MORE BUT LESS THAN 36 INCHES -  $\pm 1/4$
3. ALL STITCHING SHALL BE BACKSTITCHED NOT LESS THAN 1/2 INCH UNLESS TURNED UNDER BY A HEM OR HELD BY OTHER STITCHING.
4. ALL STITCHING TO BE 1/8 INCH FROM EDGE OR SPACED 1/8 INCH APART, UNLESS OTHERWISE SPECIFIED.  
 SEAR ALL ENDS OF WEBBING AND TAPE TO PREVENT FRAYING. AVOID FORMING SHARP EDGES.
5. SEW ACROSS AND BACKSTITCH THE ENTIRE WIDTH OF FN 1.

REVISIONS				PROJ DFCR	APPROVED	DATE
ZONE	REV	DESCRIPTION				
	-	INITIAL RELEASE PER DR-S-023-12	HW	T.S.	T.S.	12-08-01

THIS DRAWING HAS BEEN GENERATED AND IS MAINTAINED BY A CAD SYSTEM. CHANGES SHALL ONLY BE INCORPORATED AS DIRECTED BY THE DESIGN ACTIVITY.



SEE SEPARATE PARTS LIST

UNLESS OTHERWISE SPECIFIED: DIMENSIONS ARE IN INCHES		DATE 12-05-04		U.S. ARMY NATICK SOLDIER RESEARCH, DEVELOPMENT & ENGINEERING CENTER KANSAS STREET, NATICK MA. 01760-5056	
TOLERANCES: ANGLES $\pm$ FRACTIONS $\pm$ 2 PLACE DIM $\pm$ 3 PLACE DIM $\pm$		DRAWN BY H. WELCH CHECKED F. KERRIGAN PROJ DFCR T. SCOTT APPROVED T. SCOTT APPROVAL DESIGN ACTIVITY T. SCOTT		BELT, MEDICAL THIGH RIG	
2-6-0945		2-6-0944		SIZE/CAGE D 81337	DRAWING NO. 2-6-0946
NEXT ASSY		USED ON		SCALE: NONE	UNIT WT.
APPLICATION		APPLICABLE SPEC		SHEET 1 OF 1	

DISTRIBUTION STATEMENT A  
THIS DOCUMENT IS APPROVED FOR PUBLIC RELEASE; DISTRIBUTION IS UNLIMITED.

INTERPRET THIS DRAWING IN ACCORDANCE WITH ASME Y14.100

PNG 01 2-6-0946 SH1 1

REVISIONS

REV	DESCRIPTION	PRJ DFCR	APVD	DATE
-	INITIAL RELEASE PER DR-S-023-12	T.S.	T.S.	12-08-01
A	REVISED PER DR-S-033-12	T.S.	T.S.	12-12-14

THIS DRAWING HAS BEEN GENERATED AND IS MAINTAINED BY A CAD SYSTEM. CHANGES SHALL ONLY BE INCORPORATED AS DIRECTED BY THE DESIGN ACTIVITY.

1. REFER TO PURCHASE DESCRIPTION, FAMILY OF IMPROVED LOAD BEARING EQUIPMENT, DATED 01 MAY 2012.

2. CUT LENGTHS ARE FOR REFERENCE ONLY.

DISTRIBUTION STATEMENT A  
THIS DOCUMENT IS APPROVED FOR PUBLIC RELEASE; DISTRIBUTION IS UNLIMITED.

REV LEVEL	A	A												
SHEET NO.	1	2												

INTERPRET THIS DRAWING IN ACCORDANCE WITH ASME Y14.100

REVISION STATUS OF SHEETS

UNLESS OTHERWISE SPECIFIED, DIMENSIONS ARE IN INCHES  
TOLERANCES:  
ANGLES ± -  
FRACTIONS ± -  
2 PLACE DIM ± -  
3 PLACE DIM ± -








DATE 12-05-04  
DRAWN BY H. WELCH  
CHECKED F. KERRIGAN  
PRJ DFCR T. SCOTT  
APPROVED T. SCOTT

U.S. ARMY NATICK SOLDIER RESEARCH, DEVELOPMENT & ENGINEERING CENTER  
KANSAS STREET, NATICK MA. 01760-5056

STRAP, UPRIGHT,  
MEDICAL THIGH RIG

2-6-0945	2-6-0944	APPROVAL DESIGN ACTIVITY	SIZE	CAGE	DRAWING NO.
NEXT ASSY	USED DN	T. SCOTT	A	81337	PL 2-6-0947
APPLICATION		APPLICABLE SPEC	SCALE: N/A	UNIT WT.	SHEET 1 OF 2

PARTS LIST	U.S. ARMY NATICK SOLDIER RESEARCH, DEVELOPMENT & ENGINEERING CENTER KANSAS STREET, NATICK MA. 01760-5056	CAGE 81337	PL2-6-0947	REVISION LTR A	DATE 12-12-14
LIST TITLE STRAP, UPRIGHT, MEDICAL THIGH RIG			APPROVED T. S. T. S.	REV AUTH NO. DR-S-033-12	SHEET <u>2</u> OF <u>    </u> SHEETS

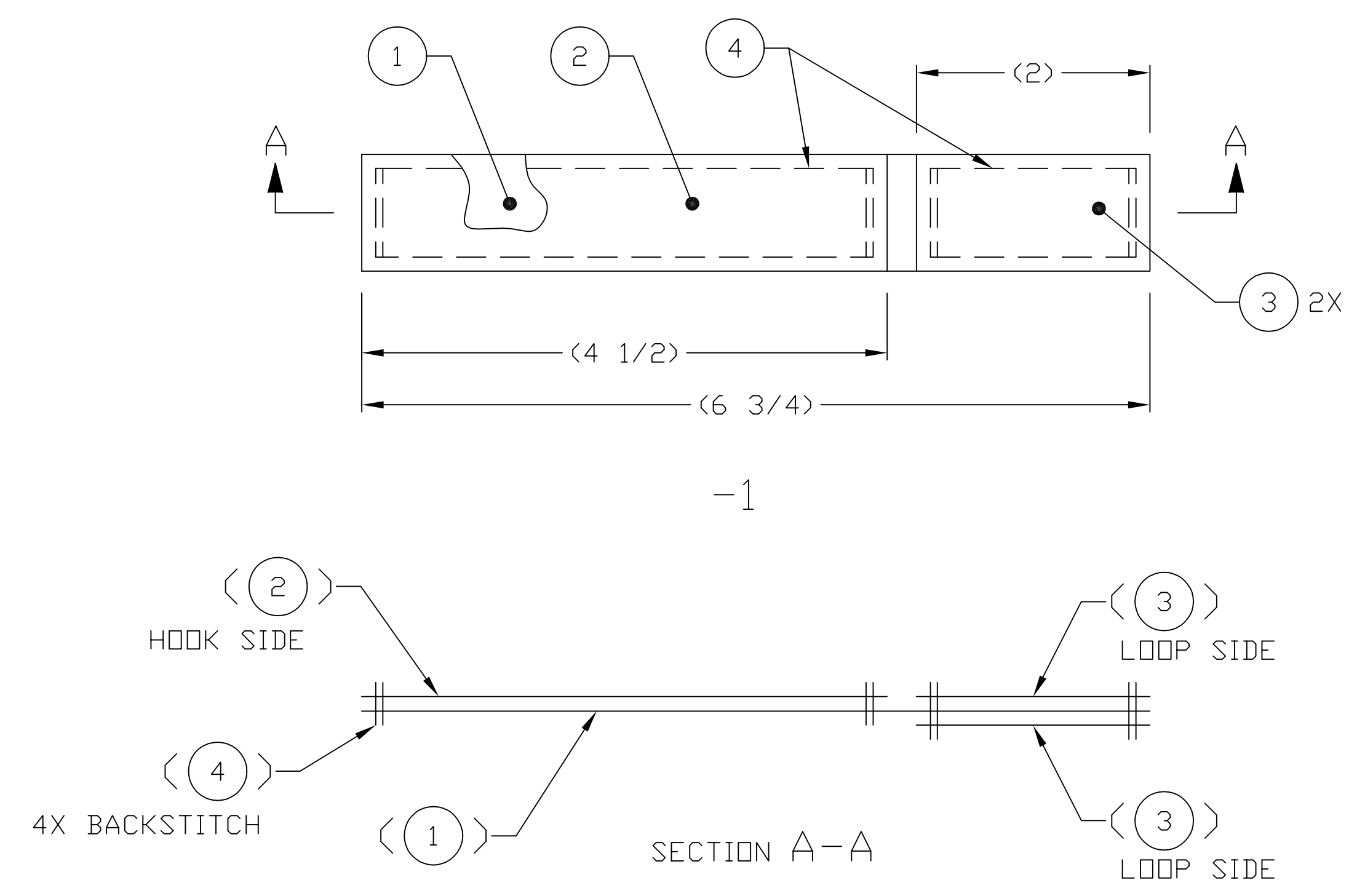
FIND NO.	QTY RQD - 1	CAGE	DRAWING OR DOCUMENT NUMBER	DWG SIZE	PART OR IDENTIFYING NUMBER	NOMENCLATURE OR DESCRIPTION	MATERIAL SPECIFICATION
1	1		2-6-0952 	C	2-6-0952-26	WEBBING, 1" WIDE, CUT LENGTH 6 3/4" 	PARA 3.12.4.1
2	1		2-6-0952 	C	2-6-0952-34	FASTENER, HOOK, 1" WIDE, CUT LENGTH 4 1/2" 	PARA 3.12.6
3	2		2-6-0952 	C	2-6-0952-35	FASTENER, LOOP, 1" WIDE, CUT LENGTH 2" 	PARA 3.12.6
4	AR					THREAD, SIZE F	PARA 3.12.8.1

NOTES:

1. WORKMANSHIP, CONSTRUCTION, STITCHING AND QUALITY ASSURANCE PROVISIONS SHALL CONFORM TO PURCHASE DESCRIPTION, FAMILY OF IMPROVED LOAD BEARING EQUIPMENT DATED 01 MAY 2012.
2. UNLESS OTHERWISE SPECIFIED TOLERANCES SHALL BE AS FOLLOWS;  
 1/8 INCH OR MORE BUT LESS THAN 2 INCHES ---  $\pm 1/16$   
 2 INCHES OR MORE BUT LESS THAN 10 INCHES --  $\pm 1/8$   
 10 INCHES OR MORE BUT LESS THAN 36 INCHES -  $\pm 1/4$
3. ALL STITCHING SHALL BE BACKSTITCHED NOT LESS THAN 1/2 INCH UNLESS TURNED UNDER BY A HEM OR HELD BY OTHER STITCHING.
4. ALL STITCHING TO BE 1/8 INCH FROM EDGE OR SPACED 1/8 INCH APART, UNLESS OTHERWISE SPECIFIED.
5. SEAR ALL ENDS OF WEBBING AND TAPE TO PREVENT FRAYING. AVOID FORMING SHARP EDGES.

REVISIONS				PROJ DFCR	APPROVED	DATE
ZONE	REV	DESCRIPTION				
	-	INITIAL RELEASE PER DR-S-023-12	HW	T.S.	T.S.	12-08-01

THIS DRAWING HAS BEEN GENERATED AND IS MAINTAINED BY A CAD SYSTEM. CHANGES SHALL ONLY BE INCORPORATED AS DIRECTED BY THE DESIGN ACTIVITY.



SEE SEPARATE PARTS LIST

UNLESS OTHERWISE SPECIFIED: DIMENSIONS ARE IN INCHES		DATE 12-05-04		U.S. ARMY NATICK SOLDIER RESEARCH, DEVELOPMENT & ENGINEERING CENTER KANSAS STREET, NATICK MA. 01760-5056	
TOLERANCES: ANGLES $\pm$ FRACTIONS $\pm$ 2 PLACE DIM $\pm$ 3 PLACE DIM $\pm$		DRAWN BY H. WELCH CHECKED F. KERRIGAN PROJ DFCR T. SCOTT APPROVED T. SCOTT APPROVAL DESIGN ACTIVITY T. SCOTT		STRAP, UPRIGHT, MEDICAL THIGH RIG	
2-6-0945		2-6-0944		SIZE/CAGE D 81337	DRAWING NO. 2-6-0947
NEXT ASSY		USED ON		APPLICABLE SPEC	SCALE: 1/1 UNIT WT. SHEET 1 OF 1
APPLICATION					

DISTRIBUTION STATEMENT A  
THIS DOCUMENT IS APPROVED FOR PUBLIC RELEASE; DISTRIBUTION IS UNLIMITED.

INTERPRET THIS DRAWING IN ACCORDANCE WITH ASME Y14.100



REVISIONS

REV	DESCRIPTION	PRJ DFCR	APVD	DATE
-	INITIAL RELEASE PER DR-S-023-12	T.S.	T.S.	12-08-01
A	REVISED PER DR-S-033-12	T.S.	T.S.	12-12-14

THIS DRAWING HAS BEEN GENERATED AND IS MAINTAINED BY A CAD SYSTEM. CHANGES SHALL ONLY BE INCORPORATED AS DIRECTED BY THE DESIGN ACTIVITY.

1. REFER TO PURCHASE DESCRIPTION, FAMILY OF IMPROVED LOAD BEARING EQUIPMENT, DATED 01 MAY 2012.

2. CUT LENGTHS ARE FOR REFERENCE ONLY.

DISTRIBUTION STATEMENT A  
THIS DOCUMENT IS APPROVED FOR PUBLIC RELEASE; DISTRIBUTION IS UNLIMITED.

REV LEVEL	A	A											
SHEET NO.	1	2											

INTERPRET THIS DRAWING IN ACCORDANCE WITH ASME Y14.100 REVISION STATUS OF SHEETS

UNLESS OTHERWISE SPECIFIED: DIMENSIONS ARE IN INCHES  
TOLERANCES:  
ANGLES ± -  
FRACTIONS ± -  
2 PLACE DIM ± -  
3 PLACE DIM ± -

DATE 12-05-04

DRAWN BY H. WELCH

CHECKED F. KERRIGAN

PRJ DFCR T. SCOTT

APPROVED T. SCOTT

APPROVAL DESIGN ACTIVITY

T. SCOTT

APPLICABLE SPEC

APPLICATION

U.S. ARMY NATICK SOLDIER RESEARCH, DEVELOPMENT & ENGINEERING CENTER  
KANSAS STREET, NATICK MA. 01760-5056










STRAPS, OVAL-RING  
AND LARGE BUCKLE,  
MEDICAL THIGH RIG

SIZE TAGG DRAWING NO.

A 81337 PL 2-6-0948

SCALE: N/A UNIT WT. SHEET 1 OF 2

PARTS LIST	U.S. ARMY NATICK SOLDIER RESEARCH, DEVELOPMENT & ENGINEERING CENTER KANSAS STREET, NATICK MA. 01760-5056	CAGE 81337	PL2-6-0948	REVISION LTR A	DATE 12-12-14
LIST TITLE STRAPS, OVAL-RING AND LARGE BUCKLE, MEDICAL THIGH RIG			APPROVED T. S. T. S.	REV AUTH NO. DR-S-033-12	SHEET <u>2</u> OF <u>    </u> SHEETS

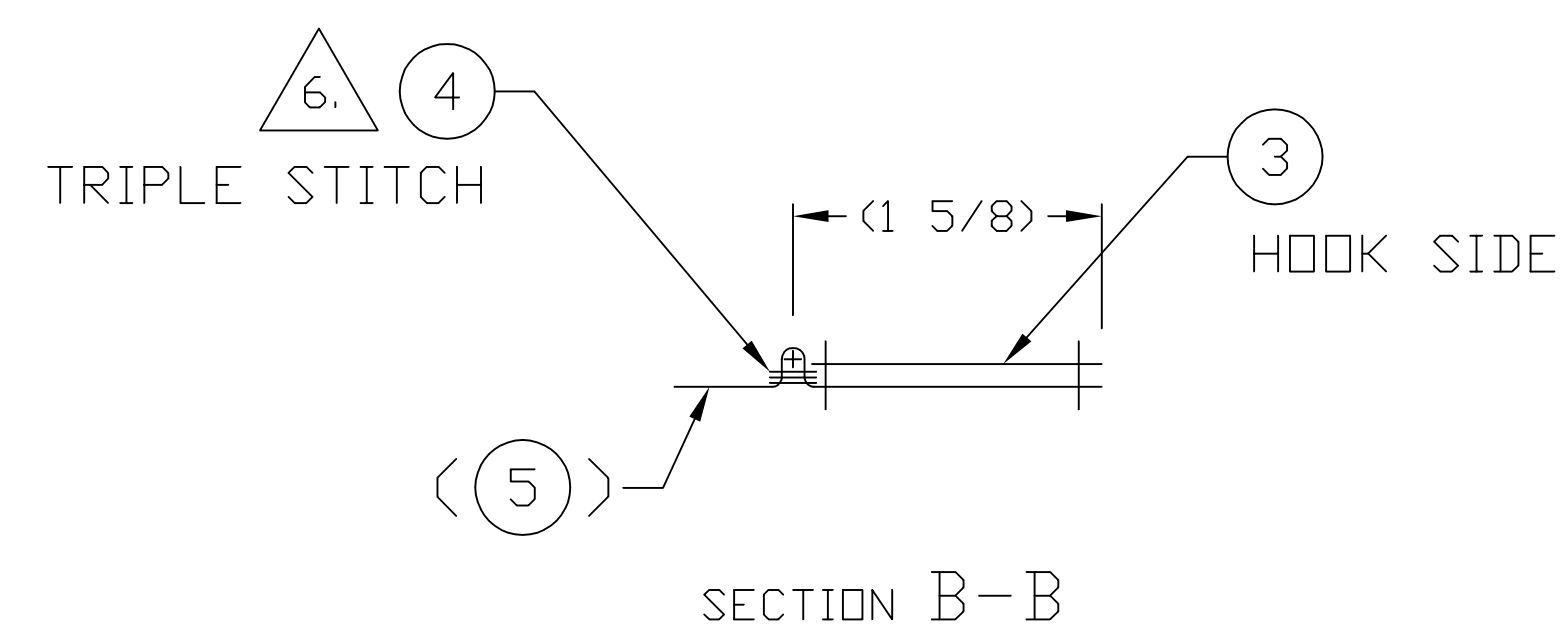
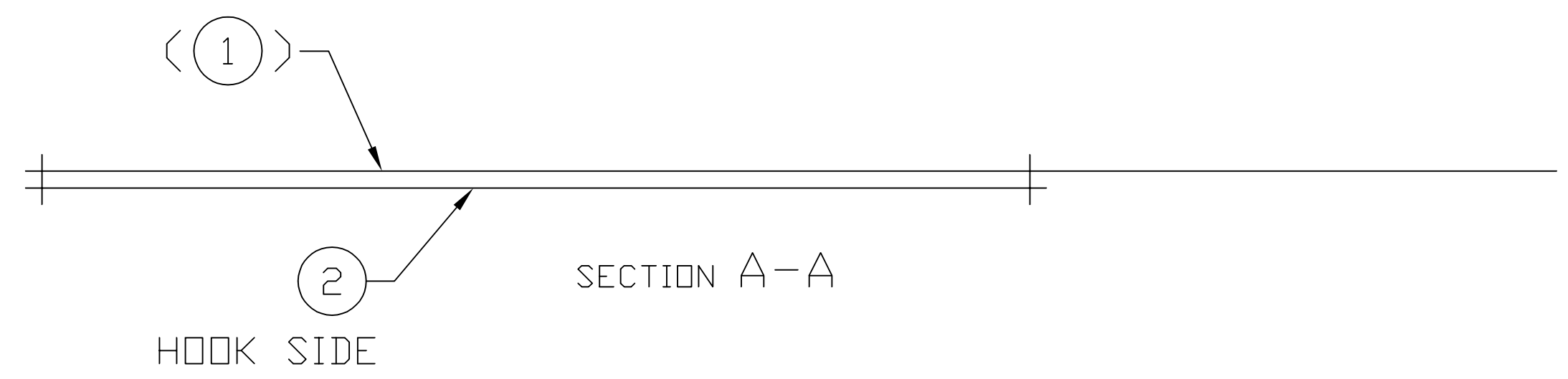
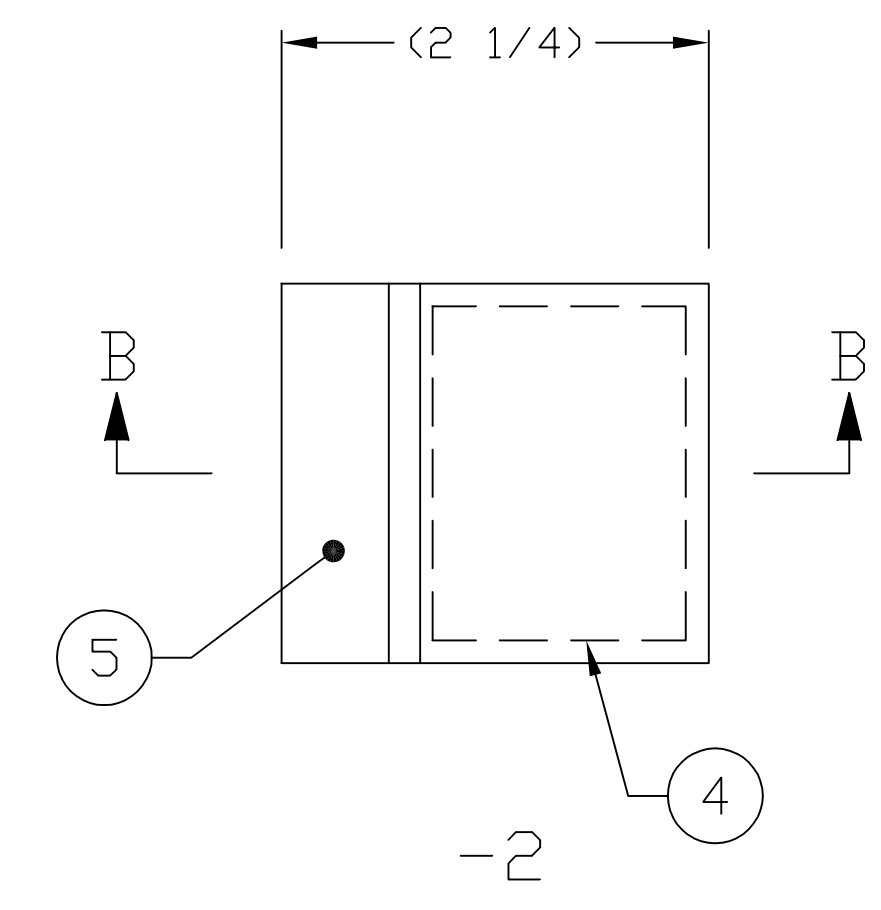
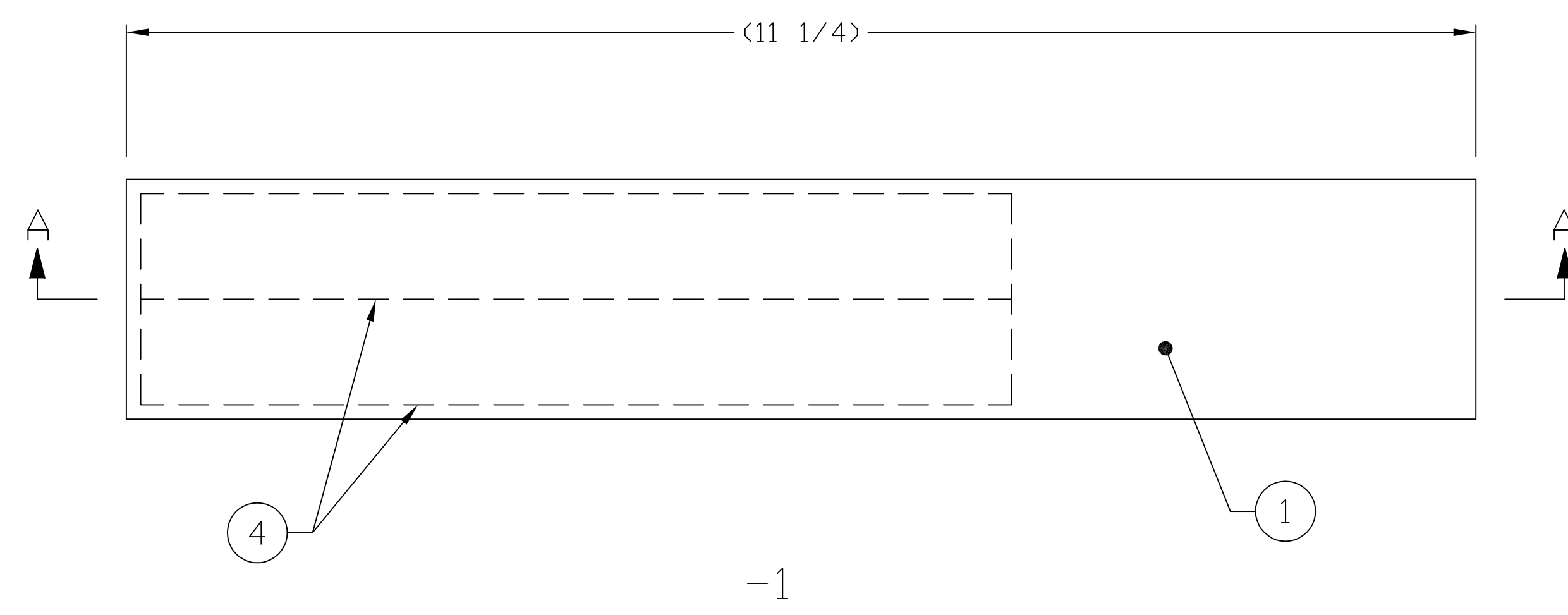
FIND NO.	QTY RQD		CAGE	DRAWING OR DOCUMENT NUMBER	DWG SIZE	PART OR IDENTIFYING NUMBER	NOMENCLATURE OR DESCRIPTION	MATERIAL SPECIFICATION
	-1	-2						
1	1	-		2-6-0952 	C	2-6-0952-19	WEBBING, 2" WIDE, CUT LENGTH 11 1/4" 	PARA 3.12.4.1
2	1	-		2-6-0952 	C	2-6-0952-22	FASTENER, HOOK, 2" WIDE, CUT LENGTH 7 1/2" 	PARA 3.12.4.3
3	-	1		2-6-0952 	C	2-6-0952-23	FASTENER, HOOK, 2" WIDE, CUT LENGTH 1 1/2" 	PARA 3.12.6
4	AR	AR					THREAD, SIZE F	PARA 3.12.8.1
5	-	1		2-6-0952 	C	2-6-0952-18	WEBBING, 2" WIDE, CUT LENGTH 2 1/2" 	PARA 3.12.4.3

NOTES:

1. WORKMANSHIP, CONSTRUCTION, STITCHING AND QUALITY ASSURANCE PROVISIONS SHALL CONFORM TO PURCHASE DESCRIPTION, FAMILY OF IMPROVED LOAD BEARING EQUIPMENT DATED 01 MAY 2012.
2. UNLESS OTHERWISE SPECIFIED TOLERANCES SHALL BE AS FOLLOWS;  
 1/8 INCH OR MORE BUT LESS THAN 2 INCHES ---  $\pm 1/16$   
 2 INCHES OR MORE BUT LESS THAN 10 INCHES --  $\pm 1/8$   
 10 INCHES OR MORE BUT LESS THAN 36 INCHES -  $\pm 1/4$
3. ALL STITCHING SHALL BE BACKSTITCHED NOT LESS THAN 1/2 INCH UNLESS TURNED UNDER BY A HEM OR HELD BY OTHER STITCHING.
4. ALL STITCHING TO BE 1/8 INCH FROM EDGE OR SPACED 1/8 INCH APART, UNLESS OTHERWISE SPECIFIED.
5. SEAR ALL ENDS OF WEBBING AND TAPE TO PREVENT FRAYING. AVOID FORMING SHARP EDGES.
6. SEW ACROSS THE ENTIRE WIDTH OF FN 5.

REVISIONS				PROJ DFCR	APPROVED	DATE
ZONE	REV	DESCRIPTION				
	-	INITIAL RELEASE PER DR-S-023-12		T.S.	T.S.	12-08-01

THIS DRAWING HAS BEEN GENERATED AND IS MAINTAINED BY A CAD SYSTEM. CHANGES SHALL ONLY BE INCORPORATED AS DIRECTED BY THE DESIGN ACTIVITY.



SEE SEPARATE PARTS LIST

UNLESS OTHERWISE SPECIFIED: DIMENSIONS ARE IN INCHES		DATE 11-05-09		U.S. ARMY NATICK SOLDIER RESEARCH, DEVELOPMENT & ENGINEERING CENTER KANSAS STREET, NATICK MA. 01760-5056	
TOLERANCES: ANGLES $\pm$ FRACTIONS $\pm$ 2 PLACE DIM $\pm$ 3 PLACE DIM $\pm$		DRAWN BY H. WELCH		STRAPS, OVAL-RING AND LARGE BUCKLE, MEDICAL THIGH RIG	
		CHECKED F. KERRIGAN		DRAWING NO. 2-6-0948	
		PROJ DFCR T. SCOTT		SIZE/CAGE D 81337	
		APPROVED T. SCOTT		DRAWING NO. 2-6-0948	
		APPROVAL DESIGN ACTIVITY T. SCOTT		SCALE: NONE UNIT WT.	
2-6-0925 NEXT ASSY		2-6-TBD USED ON		SHEET 1 OF 1	
APPLICATION		APPLICABLE SPEC			

DISTRIBUTION STATEMENT A  
THIS DOCUMENT IS APPROVED FOR PUBLIC RELEASE; DISTRIBUTION IS UNLIMITED.

INTERPRET THIS DRAWING IN ACCORDANCE WITH ASME Y14.100

REVISIONS

REV	DESCRIPTION	PRJ DFCR	APVD	DATE
-	INITIAL RELEASE PER DR-S-023-12	T.S.	T.S.	12-08-01
A	REVISED PER DR-S-033-12	T.S.	T.S.	12-12-14

THIS DRAWING HAS BEEN GENERATED AND IS MAINTAINED BY A CAD SYSTEM. CHANGES SHALL ONLY BE INCORPORATED AS DIRECTED BY THE DESIGN ACTIVITY.

1. REFER TO PURCHASE DESCRIPTION, FAMILY OF IMPROVED LOAD BEARING EQUIPMENT, DATED 01 MAY 2012.

2. CUT LENGTHS ARE FOR REFERENCE ONLY.

DISTRIBUTION STATEMENT A  
THIS DOCUMENT IS APPROVED FOR PUBLIC RELEASE; DISTRIBUTION IS UNLIMITED.

REV LEVEL	A	A	A	A	A						
SHEET NO.	1	2	3	4	5						

INTERPRET THIS DRAWING IN ACCORDANCE WITH ASME Y14.100

UNLESS OTHERWISE SPECIFIED:  
DIMENSIONS ARE IN INCHES  
TOLERANCES:  
ANGLES ± -  
FRACTIONS ± -  
2 PLACE DIM ± -  
3 PLACE DIM ± -

DATE 12-05-17

DRAWN BY H. WELCH

CHECKED F. KERRIGAN

PRJ DFCR T. SCOTT

APPROVED T. SCOTT

APPROVAL DESIGN ACTIVITY

T. SCOTT

APPLICABLE SPEC

APPLICATION

REVISION STATUS OF SHEETS

U.S. ARMY NATICK SOLDIER RESEARCH, DEVELOPMENT & ENGINEERING CENTER  
KANSAS STREET, NATICK MA. 01760-5056












MODULAR MEDICAL POUCH,  
CORPSMAN ASSAULT SYSTEM

SIZE TAGG DRAWING NO.


















A 81337 PL 2-6-0949

SCALE: N/A UNIT WT. SHEET 1 OF 5


















PARTS LIST	U.S. ARMY NATICK SOLDIER RESEARCH, DEVELOPMENT & ENGINEERING CENTER KANSAS STREET, NATICK MA. 01760-5056	CAGE 81337	PL2-6-0949	REVISION LTR A	DATE 12-12-14
LIST TITLE MODULAR MEDICAL POUCH, CORPSMAN ASSAULT SYSTEM			APPROVED T. S. T. S.	REV AUTH NO. DR-S-033-12	SHEET <u>2</u> OF _____ SHEETS

FIND NO.	QTY RQD	CAGE	DRAWING OR DOCUMENT NUMBER	DWG SIZE	PART OR IDENTIFYING NUMBER	NOMENCLATURE OR DESCRIPTION	MATERIAL SPECIFICATION
	-1						
1	1		2-6-0953 	C	2-6-0953-10	OUTER ZIP PANEL	PARA 3.12.7.2 CLOTH, NYLON, 500D
2	1		2-6-0953 	C	2-6-0953-7	INNER ZIP PANEL	PARA 3.12.7.7
3	1		2-6-0953 	C	2-6-0953-1	OUTER SIDE/BOTTOM PANEL	PARA 3.12.7.2 CLOTH, NYLON, 500D
4	1		2-6-0953 	C	2-6-0953-19	INNER SIDE/BOTTOM PANEL	PARA 3.12.7.7
5	1		2-6-0953 	C	2-6-0953-2	OUTER POCKET/SNAP PANEL	PARA 3.12.7.2 CLOTH, NYLON, 500D
6	1		2-6-0953 	C	2-6-0953-23	PANEL, INNER FELT	PARA 3.12.6.1
7	2		2-6-0953 	C	2-6-0953-12	OUTER ZIP STRIP	PARA 3.12.7.2 CLOTH, NYLON, 500D
8	2		2-6-0953 	C	2-6-0953-9	INNER ZIP STRIP	PARA 3.12.7.7
9	4		2-6-0953 	C	2-6-0953-24	WEBBING, 1" WIDE, CUT LENGTH 16" 	PARA 3.12.4.1
10	4					STIFFENER, PLASTIC, .03 THICK, CUT SIZE 7" X 1"	PARA 3.12.3.1

PARTS LIST	U.S. ARMY NATICK SOLDIER RESEARCH, DEVELOPMENT & ENGINEERING CENTER KANSAS STREET, NATICK MA. 01760-5056	CAGE 81337	PL2-6-0949	REVISION LTR A DATE 12-12-14
LIST TITLE MODULAR MEDICAL POUCH, CORPSMAN ASSAULT SYSTEM			APPROVED T. S. T. S.	REV AUTH NO. DR-S-033-12
			SHEET 3	OF SHEETS

FIND NO.	QTY RQD	CAGE	DRAWING OR DOCUMENT NUMBER	DWG SIZE	PART OR IDENTIFYING NUMBER	NOMENCLATURE OR DESCRIPTION	MATERIAL SPECIFICATION
	- 1						
11	1		2-6-0953 	C	2-6-0953-11	OUTER TOP PANEL	PARA 3.12.7.2 CLOTH, NYLON, 500D
12	1		2-6-0953 	C	2-6-0953-8	INNER TOP PANEL	PARA 3.12.7.7
13	2					FASTENER, SLIDE, CUT LENGTH 10 1/2"	PARA 3.12.9.10
14	1					FASTENER, LOOP, 1" WIDE, CUT LENGTH 6 1/4"	PARA 3.12.6
15	3		2-6-0953 	C	2-6-0953-25	WEBBING, 1" WIDE, CUT LENGTH 7" 	PARA 3.12.4.1
16	6		2-6-0953 	C	2-6-0953-26	WEBBING, 1" WIDE, CUT LENGTH 4 1/2" 	PARA 3.12.4.1
17	1		2-6-0953 	C	2-6-0953-27	WEBBING, 1" WIDE, CUT LENGTH 10" 	PARA 3.12.4.1
18	1					GROMMET	PARA 3.12.1.6.1
19	3		2-6-0953 	C	2-6-0953-28	WEBBING, 1" WIDE, CUT LENGTH 10" 	PARA 3.12.4.1
20	1		2-6-0953 	C	2-6-0953-4	STIFFENER, PLASTIC, .03 THICK, CUT SIZE 5 1/2" X 2 3/4" 	PARA 3.12.3.1
21	1		2-6-0953 	C	2-6-0953-20	STIFFENER, PLASTIC, .03 THICK, CUT SIZE 8 1/4" X 5 1/2" 	PARA 3.12.3.1

PARTS LIST	U.S. ARMY NATICK SOLDIER RESEARCH, DEVELOPMENT & ENGINEERING CENTER KANSAS STREET, NATICK MA. 01760-5056	CAGE 81337	PL2-6-0949	REVISION LTR A DATE 12-12-14
LIST TITLE MODULAR MEDICAL POUCH, CORPSMAN ASSAULT SYSTEM			APPROVED T. S. T. S.	REV AUTH NO. DR-S-033-12
			SHEET 4 OF SHEETS	

FIND NO.	QTY RQD	CAGE	DRAWING OR DOCUMENT NUMBER	DWG SIZE	PART OR IDENTIFYING NUMBER	NOMENCLATURE OR DESCRIPTION	MATERIAL SPECIFICATION
	-1						
22	1		2-6-0953 	C	2-6-0953-21	FOAM, CUT SIZE 26" X 2 3/8" 	PARA 3.12.2.2
23	1		2-6-0953 	C	2-6-0953-22	FOAM, CUT SIZE 8" X 1 3/8" 	PARA 3.12.2.2
24	AR					TAPE BINDING, 1" WIDE	PARA 3.12.4.5
25	1		2-6-0953 	C	2-6-0953-5	LARGE POUCH	PARA 3.12.7.7
26	1		2-6-0953 	C	2-6-0953-6	SMALL POUCH	PARA 3.12.7.2
27	1					FASTENER, LOOP, 1" WIDE	PARA 3.12.6
28	1					WEBBING, ELASTIC, 1" WIDE, CUT LENGTH 8 1/4"	PARA 3.12.5.7
29	2					WEBBING, ELASTIC, 1" WIDE, CUT LENGTH 2 3/8"	PARA 3.12.5.7
30	AR					TAPE BINDING, 1" WIDE	PARA 3.12.4.5
31	1		2-6-0953 	C	2-6-0953-15	WEBBING, 2" WIDE, CUT LENGTH 4 3/8" 	PARA 3.12.4.3
32	4					FASTENER, SNAP (STUD)	PARA 3.12.1.5.1
33	4					FASTENER, SNAP (BUTTON)	PARA 3.12.1.5.1
34	AR					TAPE BINDING, 1" WIDE	PARA 3.12.4.5
35	1		2-6-0953 	C	2-6-0953-3	BACKING PANEL, INNER FELT	PARA 3.12.7.7

PARTS LIST	U.S. ARMY NATICK SOLDIER RESEARCH, DEVELOPMENT & ENGINEERING CENTER KANSAS STREET, NATICK MA. 01760-5056	CAGE 81337	PL2-6-0949	REVISION LTR - DATE 12-08-01
LIST TITLE MODULAR MEDICAL POUCH, CORPSMAN ASSAULT SYSTEM			APPROVED T. S. T. S.	REV AUTH NO. DR-S-023-12
			SHEET 5 OF SHEETS	

FIND NO.	QTY RQD	CAGE	DRAWING OR DOCUMENT NUMBER	DWG SIZE	PART OR IDENTIFYING NUMBER	NOMENCLATURE OR DESCRIPTION	MATERIAL SPECIFICATION
	- 1						
36	AR		△1.			THREAD, SIZE F	PARA 3.12.8.1
37	AR		△1.			THREAD, SIZE E, (BARTACK)	PARA 3.12.8.2
38	1		△1.			FASTENER, HOOK, 2" WIDE, CUT LENGTH 5"	PARA 3.12.6
39	2		△1.			CORD, ROUND, CUT LENGTH 9"	PARA 3.12.10.3
40	1		2-6-0963 △1.	C	2-6-0963-1	IDENTIFICATION & INSTRUCTION LABEL	PARA 3.25

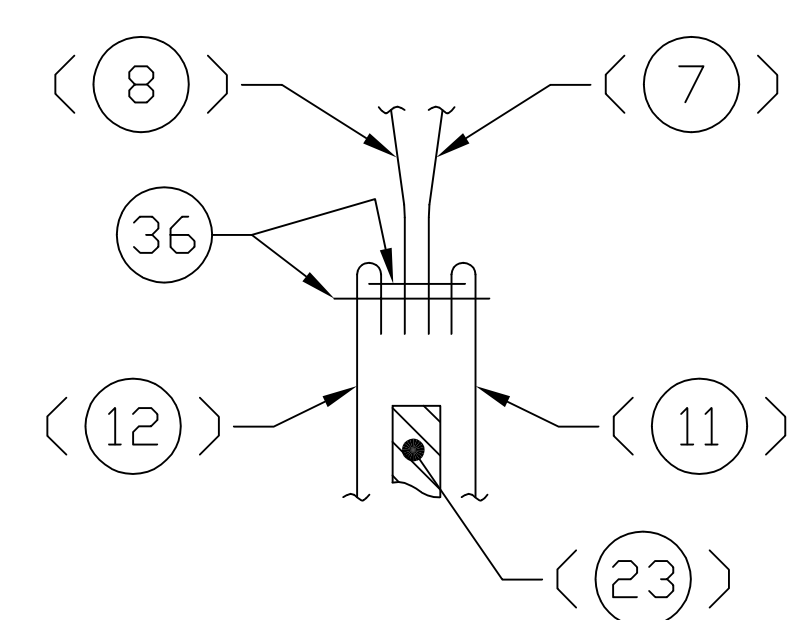


NOTES:

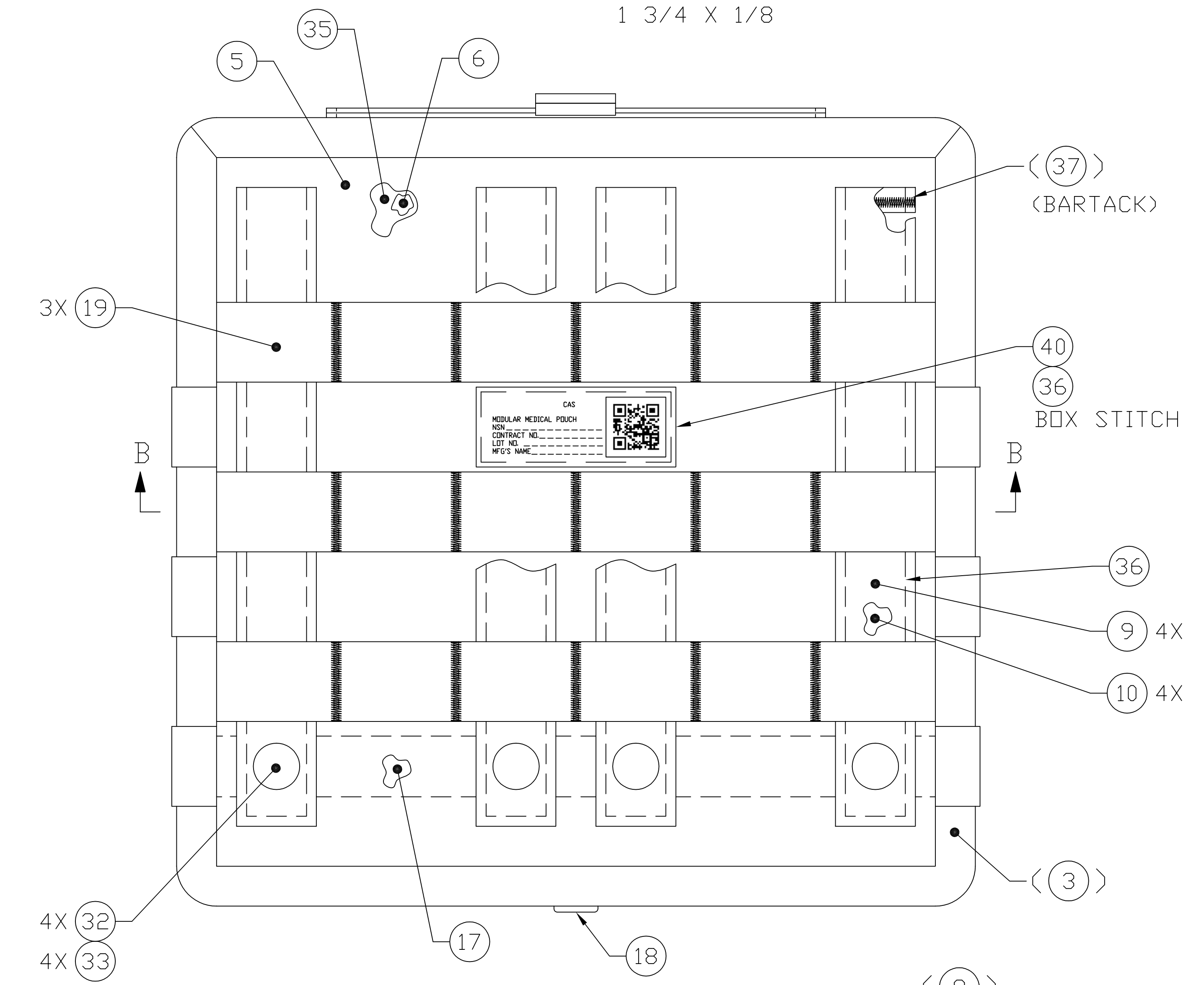
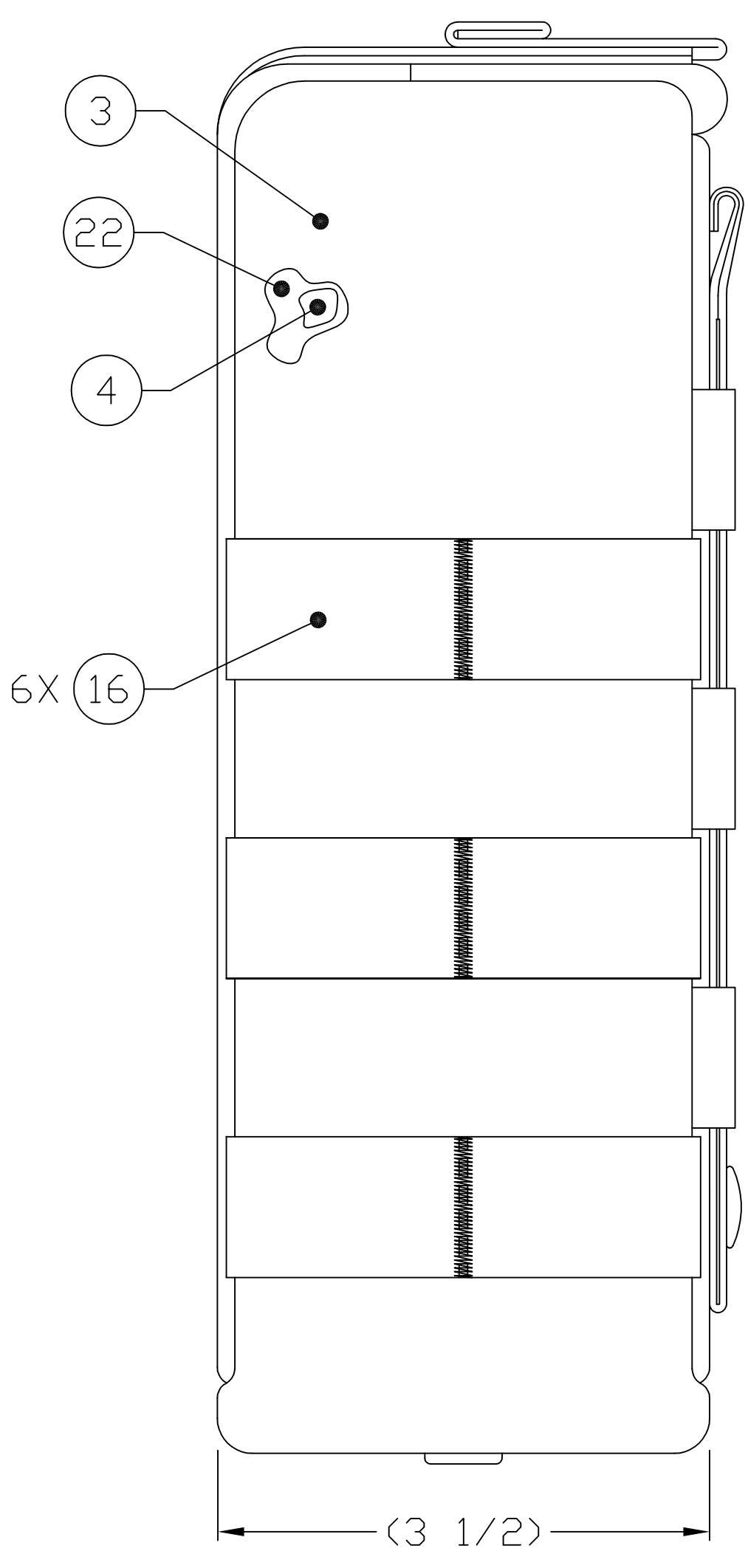
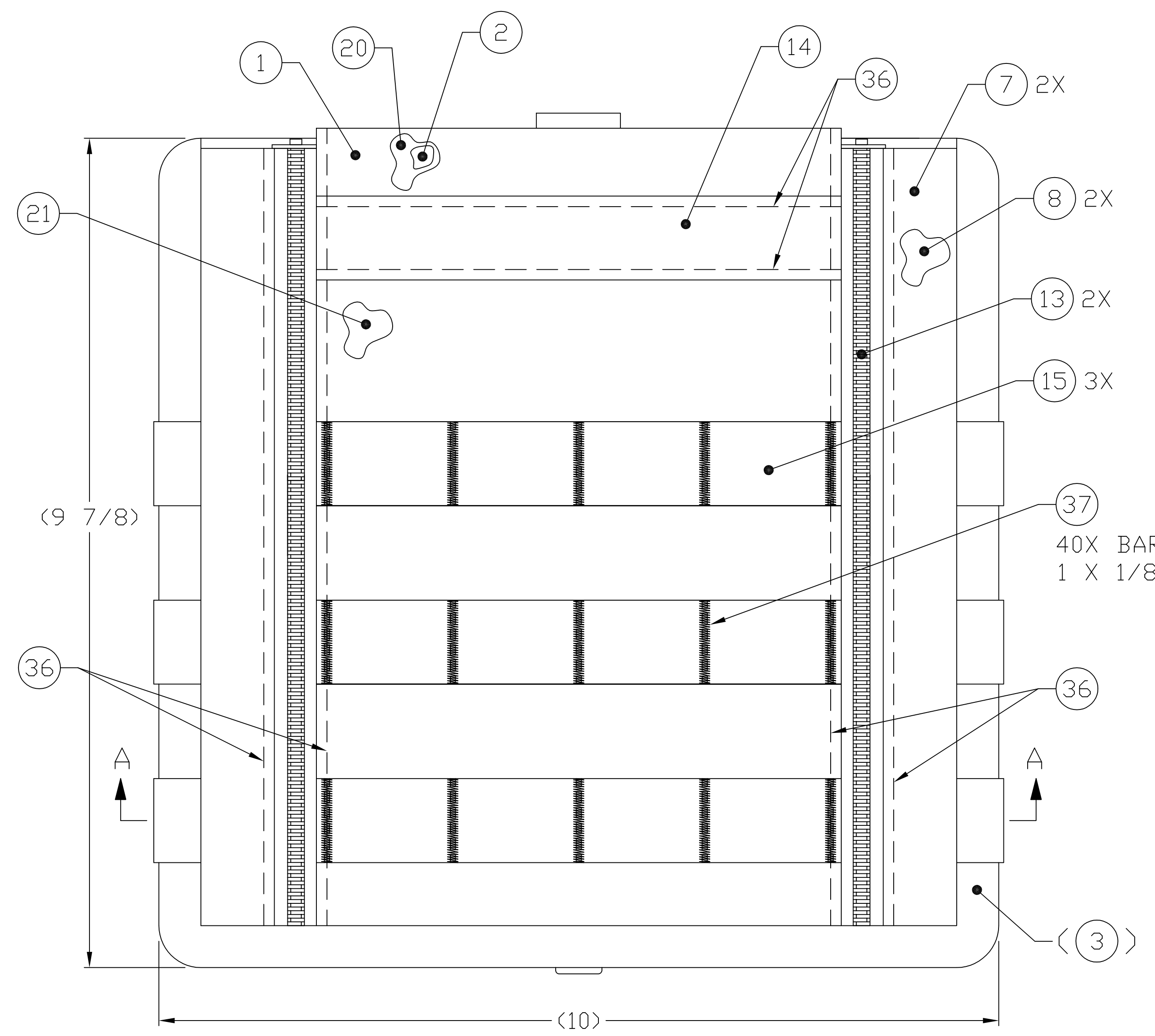
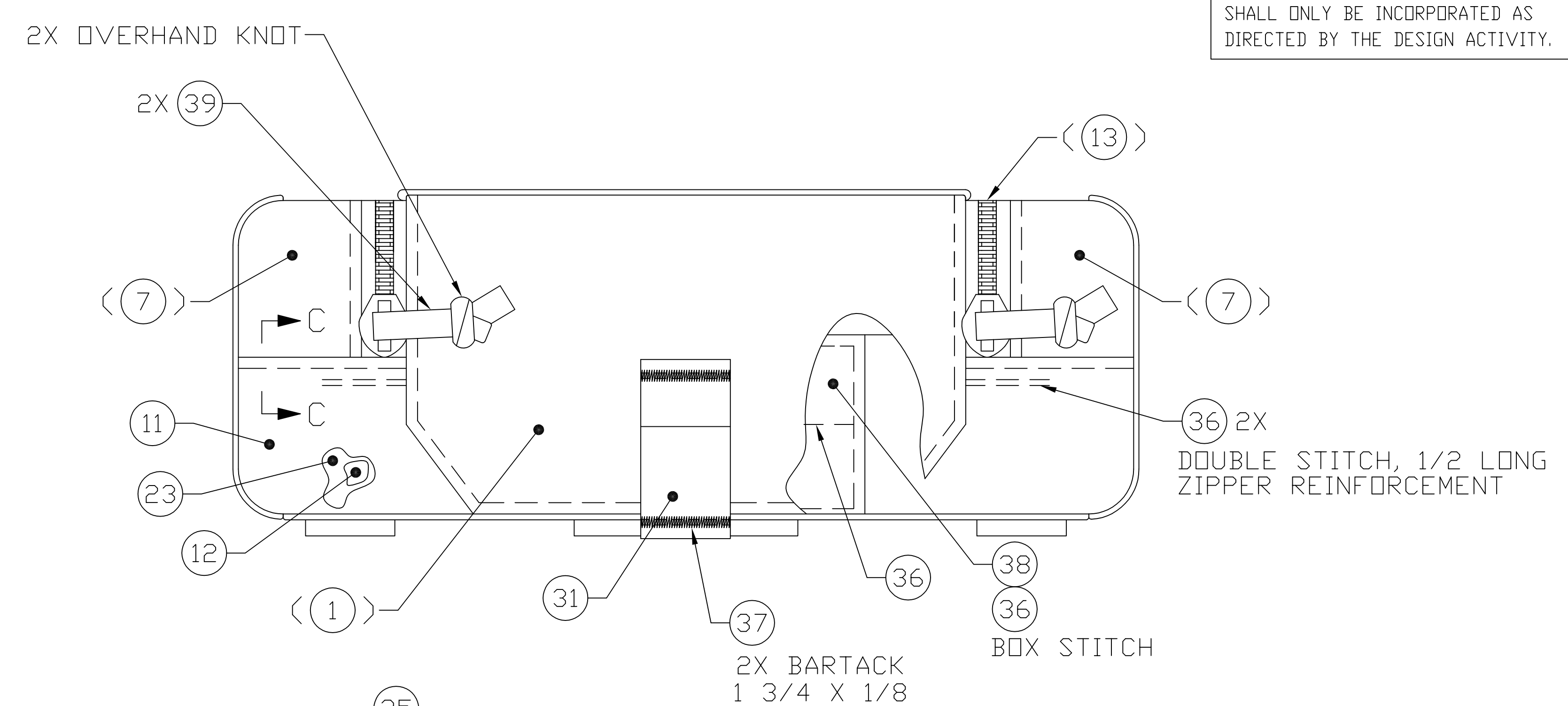
1. WORKMANSHIP, CONSTRUCTION, STITCHING AND QUALITY ASSURANCE PROVISIONS SHALL CONFORM TO PURCHASE DESCRIPTION, FAMILY OF IMPROVED LOAD BEARING EQUIPMENT DATED 01 MAY 2012.
2. UNLESS OTHERWISE SPECIFIED ALL FOLDS, HEMS AND TURN UNDERS SHALL BE 3/8".
3. UNLESS OTHERWISE SPECIFIED, TOLERANCES SHALL BE AS FOLLOWS:  
 1/8 INCH OR MORE BUT LESS THAN 2 INCHES --- ±1/16  
 2 INCHES OR MORE BUT LESS THAN 10 INCHES -- ±1/8  
 10 INCHES OR MORE BUT LESS THAN 36 INCHES - ±1/4
4. ALL STITCHING SHALL BE BACKSTITCHED NOT LESS THAN 1/2 INCH UNLESS TURNED UNDER BY A HEM OR HELD BY OTHER STITCHING.
5. ALL STITCHING TO BE 1/8 INCH FROM EDGE OR SPACED 1/8 INCH APART, UNLESS OTHERWISE SPECIFIED.
6. SEAR ALL ENDS OF CORD, WEBBING AND TAPE TO PREVENT FRAYING. AVOID FORMING SHARP EDGES.
7. CAPTURE THE ENDS OF FN 30 (BINDING TAPE) AND ITS CONTENTS WITHIN FN 24 (BINDING TAPE) AS SHOWN ON SHEET 2, DETAIL G.
8. OVERLAP ENDS OF FN 24 BY 2 INCHES. USE A 1/2 FOLD TO CONCEAL THE EXPOSED CUT EDGE THEN SEW IN PLACE.

REVISIONS				
ZONE/LTR	DESCRIPTION	PROJ OFCR	APYD	DATE
-	INITIAL RELEASE PER DR-S-023-12	T. S.	T. S.	12-08-01
A	REVISED PER DR-S-033-12	T. S.	T. S.	12-12-14

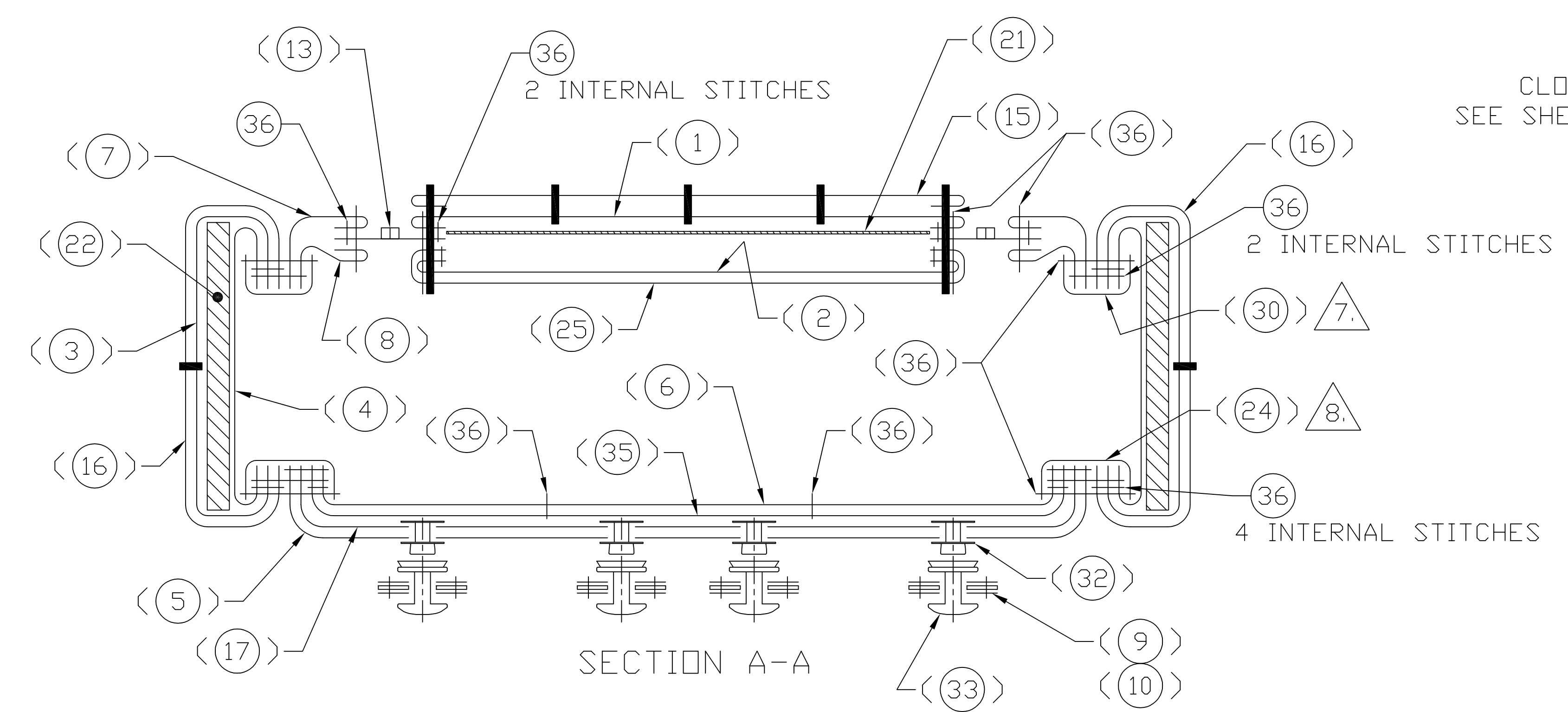
THIS DRAWING HAS BEEN GENERATED AND IS MAINTAINED BY A CAD SYSTEM. CHANGES SHALL ONLY BE INCORPORATED AS DIRECTED BY THE DESIGN ACTIVITY.



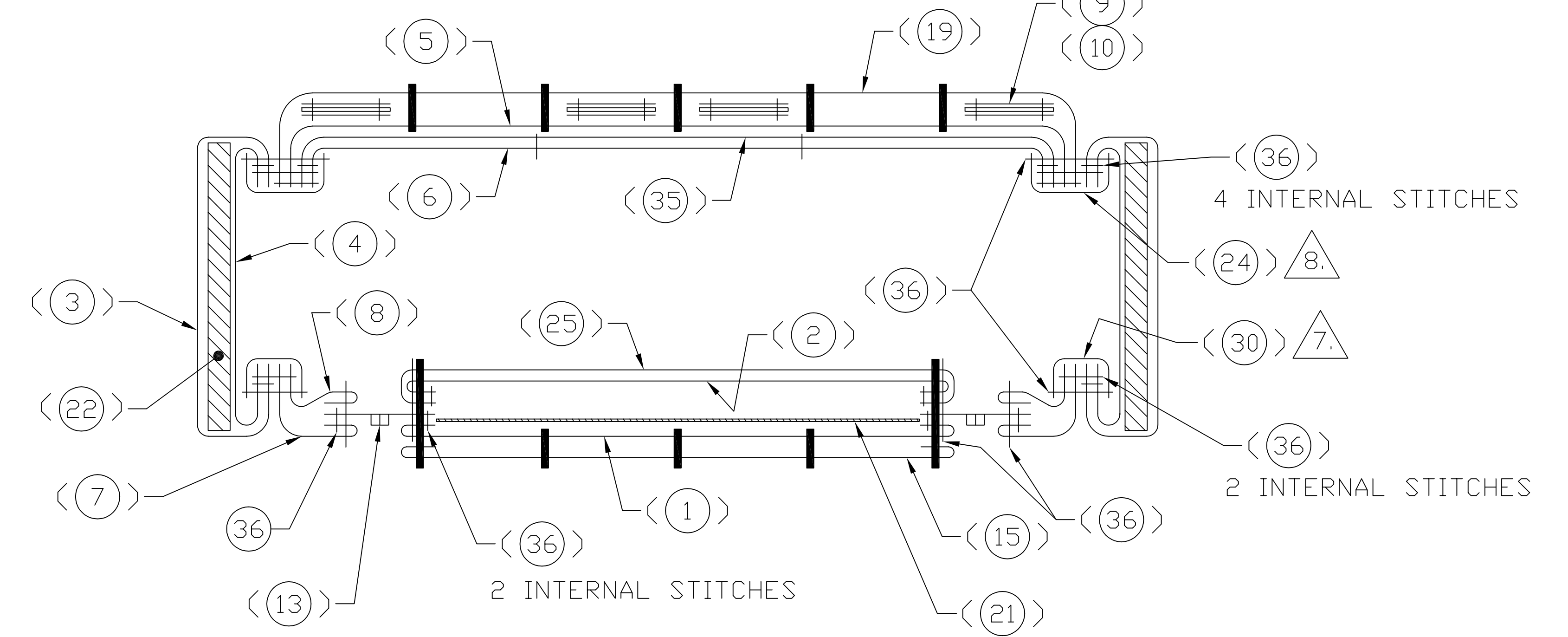
SECTION C-C  
2X



-1  
CLOSED VIEW SHOWN  
SEE SHEET 2 FOR OPEN VIEW



SECTION A-A



SECTION B-B  
3X

SEE SEPARATE PARTS LIST

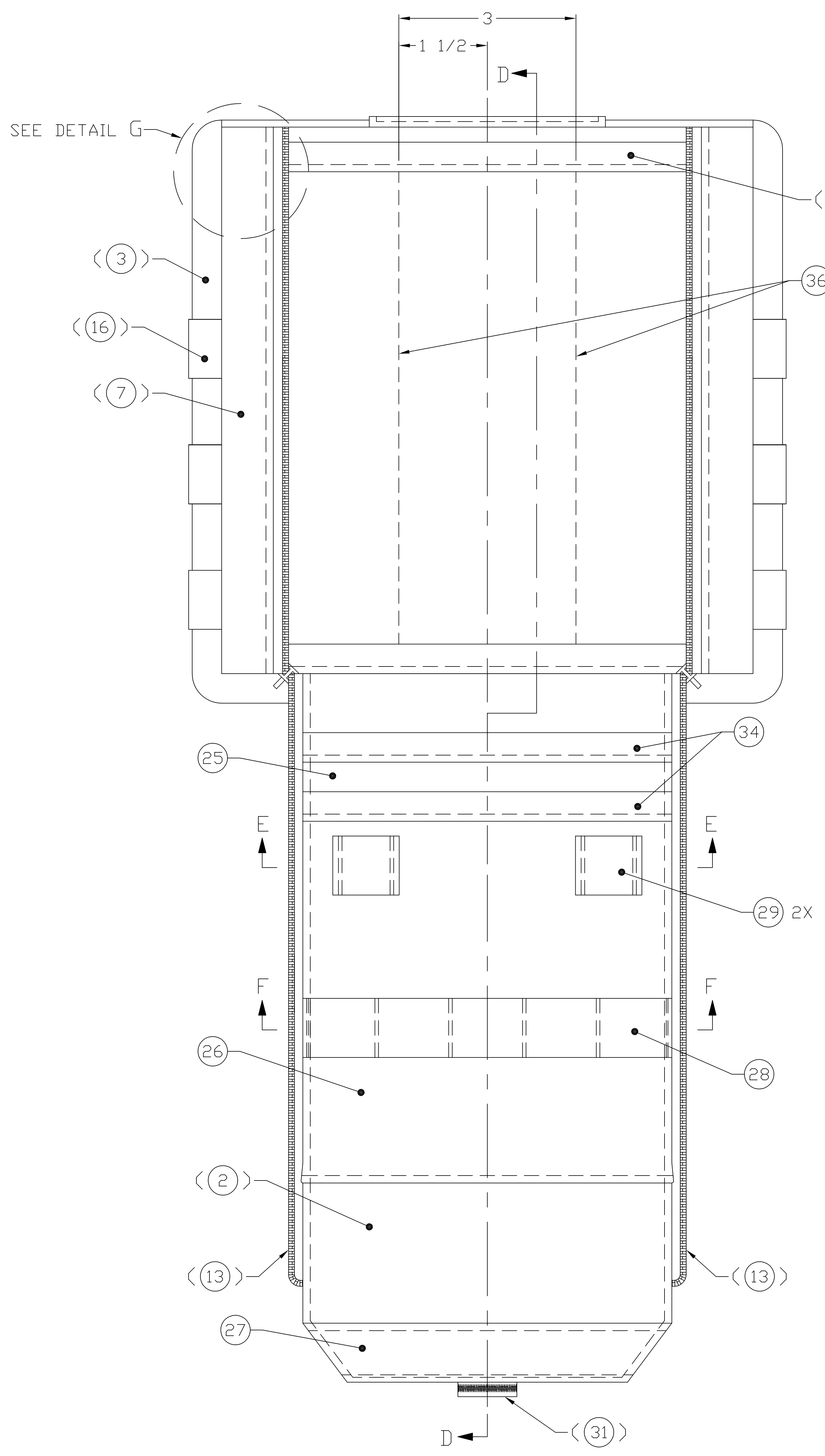
REVISION STATUS OF SHEETS		
REVISION	DATE	BY
A		
2	1	

UNLESS OTHERWISE SPECIFIED DIMENSIONS ARE IN INCHES	DATE 12-05-17
TOLERANCES:	DRAWN BY H. WELCH
ANGLES ± 3	CHECKED F. KERRIGAN
FRACTIONS ± 3/16	PROJ OFCR T. SCOTT
2 PLACE DIM ± 0.005	APPROVED BY T. SCOTT
3 PLACE DIM ± 0.0005	APPROVAL DESIGN ACTIVITY
	I. SCOTT
	APPLICABLE SPEC

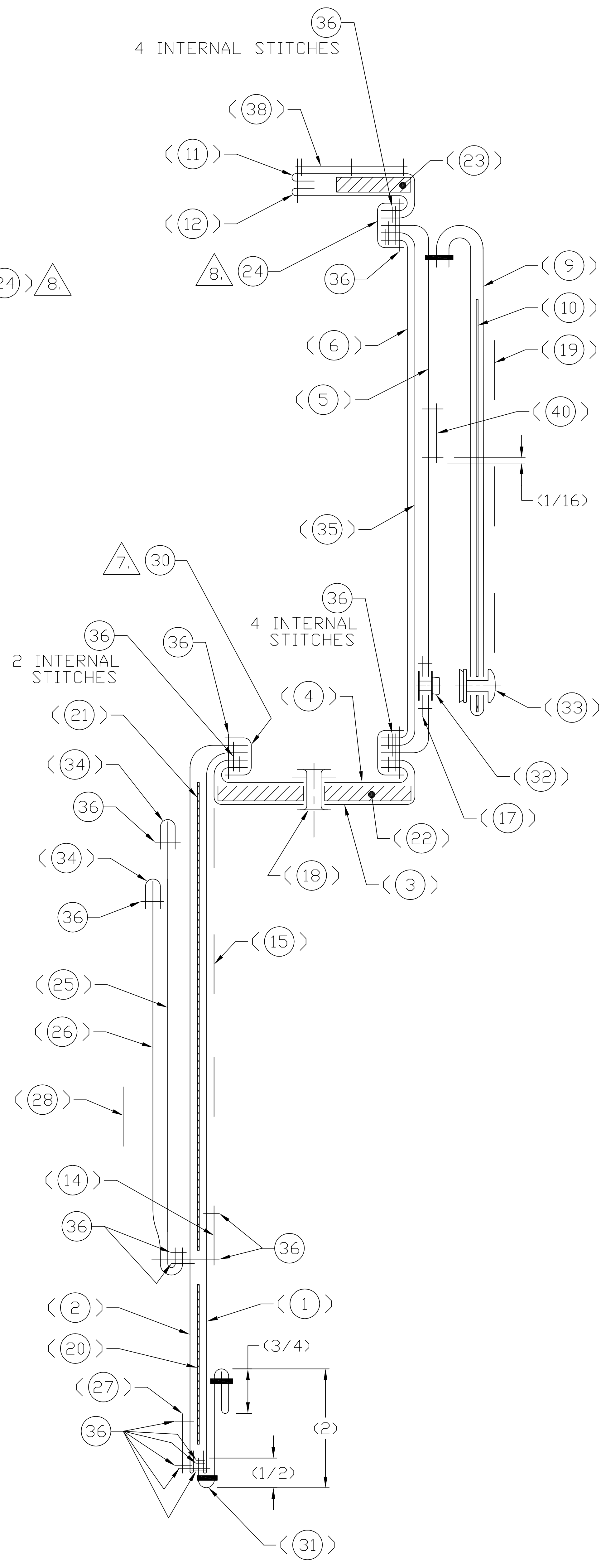
U.S. ARMY NATICK SOLDIER RESEARCH, DEVELOPMENT & ENGINEERING CENTER KANSAS STREET, NATICK MA 01760-5056	
MODULAR MEDICAL POUCH, CORPSMAN ASSAULT SYSTEM	
SIZE/CAGE	DRAWING NO.
E 81337	2-6-0949
SCALE 1/1	UNIT WT.
	SHEET 1 OF 2

REVOLUTIONS		PROJ OFCR	APVD	DATE
ZONE/LTR	DESCRIPTION	T. S.	T. S.	12-08-01
-	INITIAL RELEASE PER DR-S-023-12	T. S.	T. S.	12-08-01
A	REVISED PER DR-S-033-12	T. S.	T. S.	12-12-14

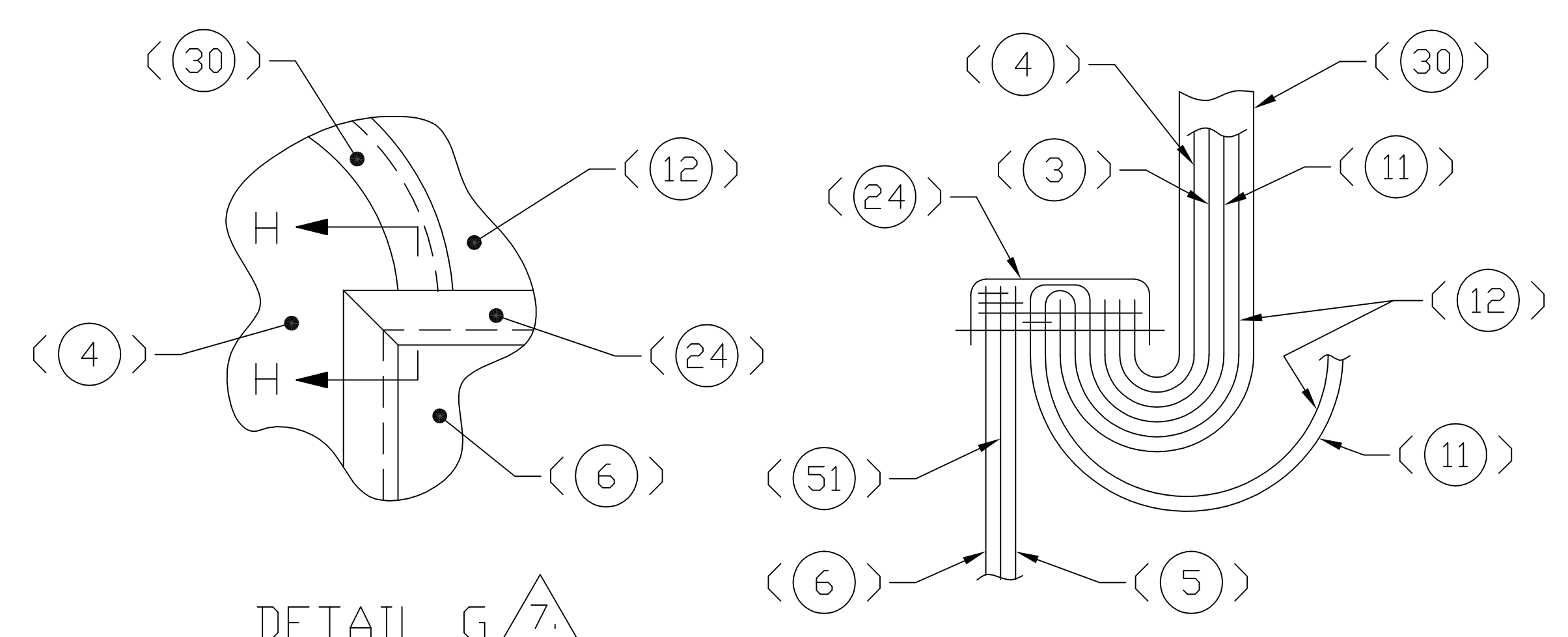
THIS DRAWING HAS BEEN GENERATED AND IS MAINTAINED BY A CAD SYSTEM. CHANGES SHALL ONLY BE INCORPORATED AS DIRECTED BY THE DESIGN ACTIVITY.



-1  
OPEN VIEW SHOWN

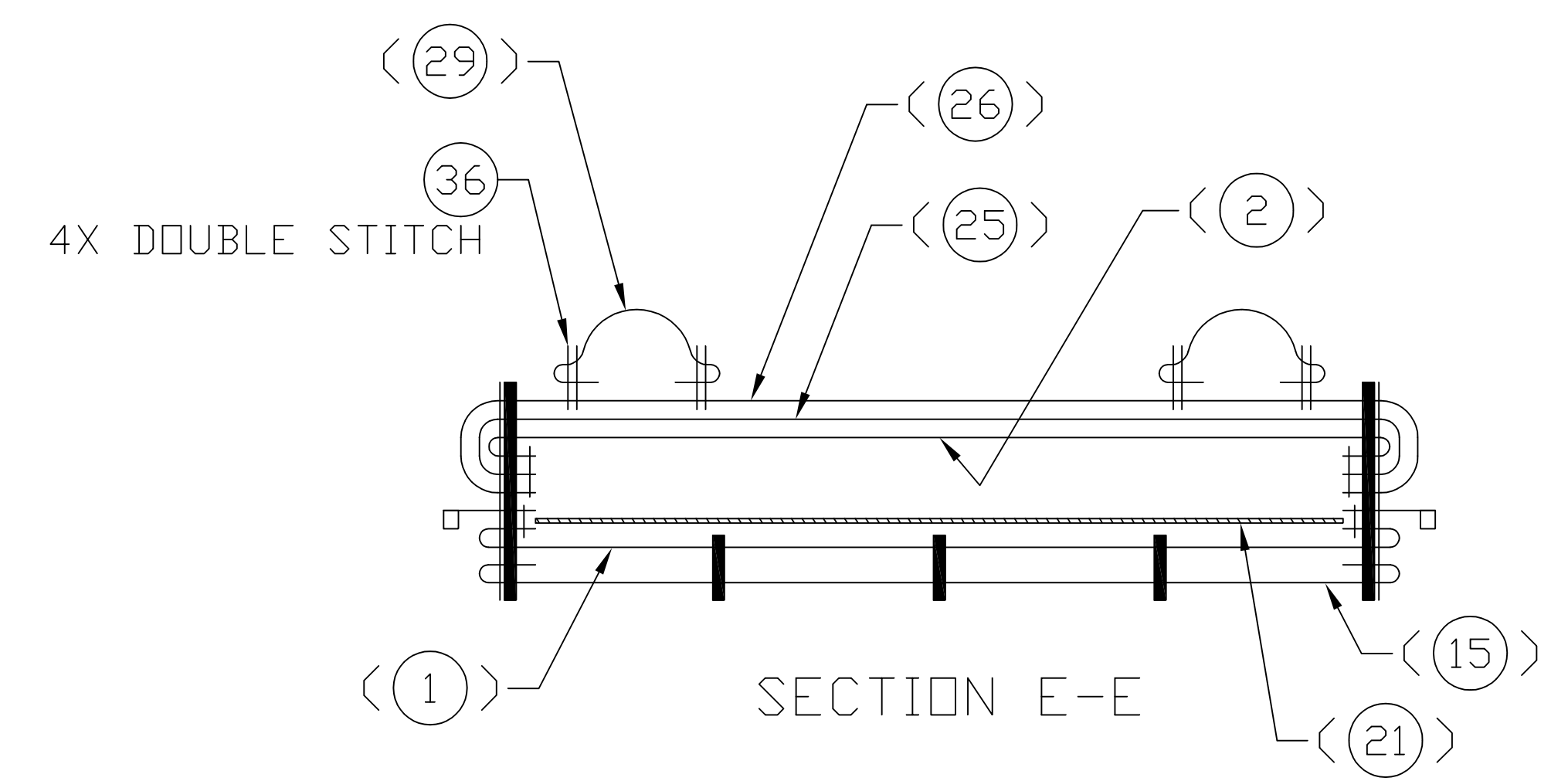


SECTION D-D

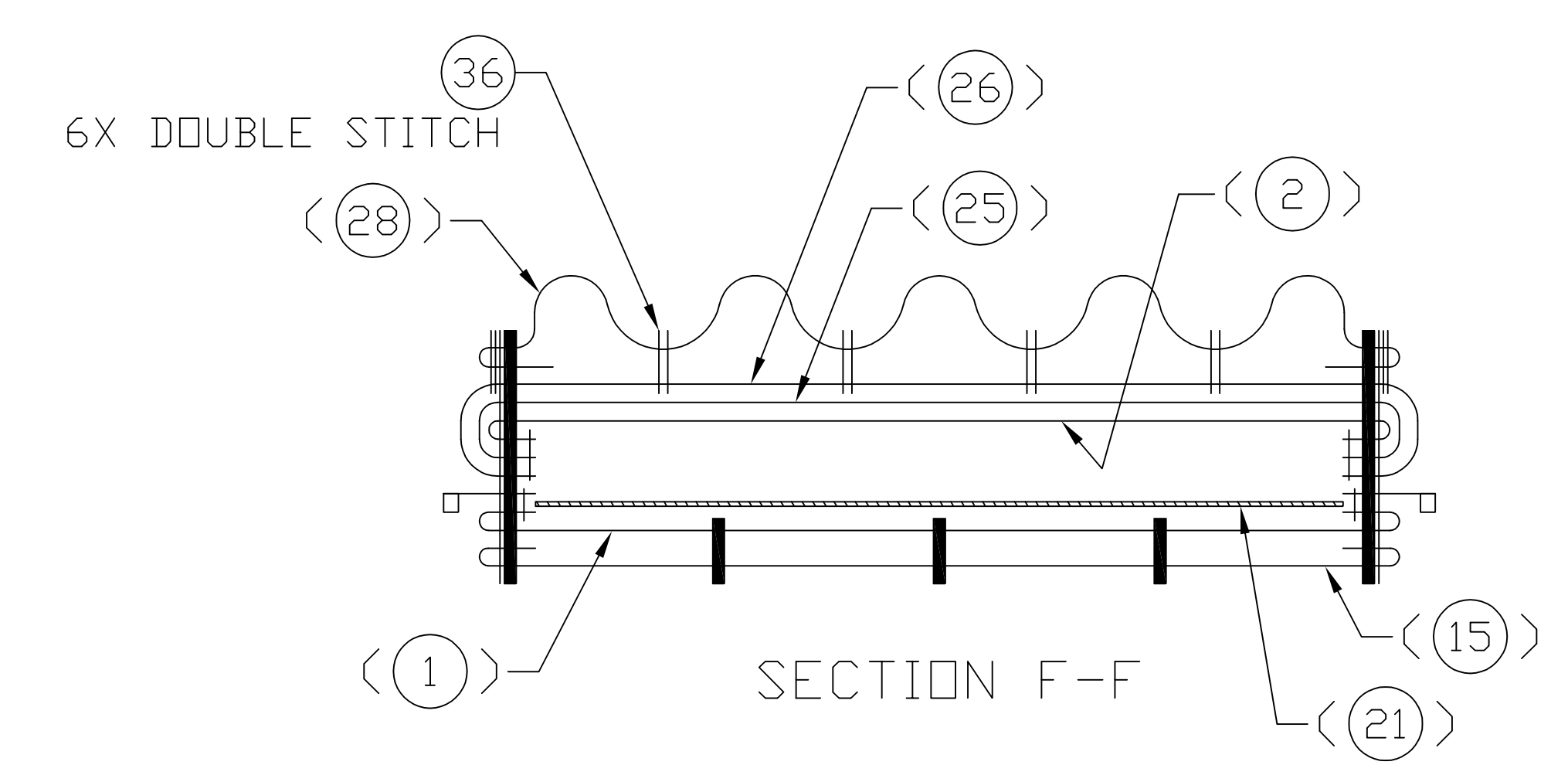


DETAIL G  
TOP INSIDE BACK CORNER  
1X AS SHOWN, 1X OPPOSITE

SECTION H-H



SECTION E-E



SECTION F-F

NOTES:

1. REQUESTS FOR ACCUMARK PATTERN FILES SHALL BE DIRECTED TO:

NAVY CLOTHING & TEXTILE RESEARCH FACILITY (NCTRF)  
 BUILDING 7  
 US ARMY NATICK SOLDIER RESEARCH,  
 DEVELOPMENT & ENGINEERING CENTER  
 KANSAS STREET, NATICK, MA 01760

REVISIONS					
ZONE	LTR	DESCRIPTION	PROJ OFCR	APVD	DATE
	-	INITIAL RELEASE PER DR-S-023-12	T. S.	T. S.	12-08-01
	A	REVISED PER DR-S-033-12	T. S.	T. S.	12-12-14

THIS DRAWING HAS BEEN GENERATED AND IS MAINTAINED BY A CAD SYSTEM. CHANGES SHALL ONLY BE INCORPORATED AS DIRECTED BY THE DESIGN ACTIVITY.

PATTERNS

PART OR IDENTIFYING NUMBER	NOMENCLATURE OR DESCRIPTION	PART OR IDENTIFYING NUMBER	NOMENCLATURE OR DESCRIPTION	PART OR IDENTIFYING NUMBER	NOMENCLATURE OR DESCRIPTION
2-6-0950-1	OUTER BACK FOAM INSERT	2-6-0950-21	SUPERMAN	2-6-0950-41	WEBBING
2-6-0950-2	OUTER SHOULDER STRAP	2-6-0950-22	BACK	2-6-0950-42	WEBBING
2-6-0950-3	INNER BOTTOM POCKET	2-6-0950-23	FRONT INSERT	2-6-0950-43	LOOP
2-6-0950-4	ZIPPER SIDES	2-6-0950-24	BACK INSERT	2-6-0950-44	WEBBING
2-6-0950-5	TOP BOTTOM POCKET	2-6-0950-25	FEMALE SHOULDER STRAP	2-6-0950-45	WEBBING
2-6-0950-6	BOTTOM POCKET	2-6-0950-26	LOWER FEMALE BACK STRAP	2-6-0950-46	WEBBING
2-6-0950-7	FRONT	2-6-0950-27	MALE SHOULDER STRAP	2-6-0950-47	LOOP
2-6-0950-8	TOP BACK POCKET	2-6-0950-28	SUPERMAN STRAP	2-6-0950-48	HOOK
2-6-0950-9	TOP FRONT POCKET	2-6-0950-29	SUPERMAN TAB	2-6-0950-49	WEBBING
2-6-0950-10	INSIDE BACK FOAM INSERT	2-6-0950-30	WAIST BUCKLE STRAP	-	-
2-6-0950-11	TOP BACK	2-6-0950-31	FEMALE BUCKLE TAB	-	-
2-6-0950-12	INNER SHOULDER STRAP	2-6-0950-32	HANDLE	-	-
2-6-0950-13	INNER SHOULDER STRAP FOAM	2-6-0950-33	LOWER MALE STRAP	-	-
2-6-0950-14	TOP BACK POCKET	2-6-0950-34	SIDE MALE STRAP	-	-
2-6-0950-15	VELCRO BACK SUPPORT	2-6-0950-35	WRAP STRAP HOOK	-	-
2-6-0950-16	BACK SUPPORT	2-6-0950-36	WRAP STRAP LOOP	-	-
2-6-0950-17	INSIDE FRONT POCKET	2-6-0950-37	TOP POCKET ZIP GUSSET	-	-
2-6-0950-18	BOTTOM BACK POCKET	2-6-0950-38	FRONT VELCRO SUPPORT	-	-
2-6-0950-19	BOTTOM POCKET ZIPPER	2-6-0950-39	BACK VELCRO	-	-
2-6-0950-20	FRONT VELCRO SUPPORT	2-6-0950-40	WEBBING	-	-

UNLESS OTHERWISE SPECIFIED: DIMENSIONS ARE IN INCHES		DATE 12-06-21	
TOLERANCES:		DRAWN BY	H. WELCH
ANGLES	± —	CHECKED	F. KERRIGAN
FRACTIONS	± —	PROJ OFCR	T. SCOTT
2 PLACE DIM	± —	APPROVED	T. SCOTT
3 PLACE DIM	± —	APPROVAL DESIGN ACTIVITY	T. SCOTT
2-6-0940		APPLICABLE SPEC	
2-6-0941			
2-6-0942			
2-6-0943	2-6-0944		
NEXT ASSY	USED ON		
APPLICATION			

U.S. ARMY NATICK SOLDIER RESEARCH, DEVELOPMENT & ENGINEERING CENTER KANSAS STREET, NATICK MA. 01760-5056			
PATTERN LIST, MEDICAL ASSAULT PACK			
SIZE	CAGE	DRAWING NO.	
C	81337	2-6-0950	
SCALE: N/A	UNIT WT.	SHEET 1 OF 1	

DISTRIBUTION STATEMENT A  
 THIS DOCUMENT IS APPROVED FOR PUBLIC RELEASE; DISTRIBUTION IS UNLIMITED.

INTERPRET THIS DRAWING IN ACCORDANCE WITH ASME Y14.100

D  
C  
B  
A

D  
C  
B  
A

DWG NO. 2-6-0950 SH 1

4

3

2

1

4

3

2

1

4

3

2

1

NOTES:

- 1. REQUESTS FOR ACCUMARK PATTERN FILES SHALL BE DIRECTED TO:

NAVY CLOTHING & TEXTILE RESEARCH FACILITY (NCTRF)  
 BUILDING 7  
 US ARMY NATICK SOLDIER RESEARCH,  
 DEVELOPMENT & ENGINEERING CENTER  
 KANSAS STREET, NATICK, MA 01760

REVISIONS					
ZONE	LTR	DESCRIPTION	PROJ OFCR	APVD	DATE
	-	INITIAL RELEASE PER DR-S-023-12	T. S.	T. S.	12-08-01
	A	REVISED PER DR-S-033-12	T. S.	T. S.	12-12-14

THIS DRAWING HAS BEEN GENERATED AND IS MAINTAINED BY A CAD SYSTEM. CHANGES SHALL ONLY BE INCORPORATED AS DIRECTED BY THE DESIGN ACTIVITY.

PATTERNS			
PART OR IDENTIFYING NUMBER	NOMENCLATURE OR DESCRIPTION	PART OR IDENTIFYING NUMBER	NOMENCLATURE OR DESCRIPTION
2-6-0951-1	OUTER FRONT	2-6-0951-15	ZIPPER OUTER FRONT
2-6-0951-2	FRONT VELCRO SUPPORT	2-6-0951-16	ZIPPER INSERT
2-6-0951-3	INSERT	2-6-0951-17	STRAP HOLDERS, HOOK
2-6-0951-4	OUTER BACK	2-6-0951-18	STRAP HOLDERS, LOOP
2-6-0951-5	BACK VELCRO SUPPORT	2-6-0951-19	BACK MESH LOOP
2-6-0951-6	BACK	2-6-0951-20	FRONT LOOP
2-6-0951-7	OUTER GUSSET	2-6-0951-21	SUPERMAN D-RING STRAP
2-6-0951-8	INNER GUSSET	2-6-0951-22	SUPERMAN D-RING HOLDER
2-6-0951-9	GUSSET SUPPORT	2-6-0951-23	SIDE MALE BUCKLE
2-6-0951-10	SUPERMAN	2-6-0951-24	SIDE FEMALE BUCKLE
2-6-0951-11	INSIDE VELCRO	2-6-0951-25	HANDLE
2-6-0951-12	ZIPPER INSIDE BACK	2-6-0951-26	BACK MESH HOOK
2-6-0951-13	ZIPPER OUTER BACK	2-6-0951-27	BACK SHOULDER STRAPS
2-6-0951-14	ZIPPER INSIDE FRONT	2-6-0951-28	TOP BACK WEBBING

D

C

B

A

D

C

SH 1

DWG NO. 2-6-0951

UNLESS OTHERWISE SPECIFIED: DIMENSIONS ARE IN INCHES		DATE 12-06-21	
TOLERANCES:		DRAWN BY	H. WELCH
ANGLES	± —	CHECKED	F. KERRIGAN
FRACTIONS	± —	PROJ OFCR	T. SCOTT
2 PLACE DIM	± —	APPROVED	T. SCOTT
3 PLACE DIM	± —	APPROVAL DESIGN ACTIVITY	T. SCOTT
2-6-0931	2-6-0944	APPLICABLE SPEC	
NEXT ASSY USED ON APPLICATION			

U.S. ARMY NATICK SOLDIER RESEARCH, DEVELOPMENT & ENGINEERING CENTER KANSAS STREET, NATICK MA. 01760-5056		
PATTERN LIST, MEDICAL SUSTAINMENT PACK		
SIZE	CAGE	DRAWING NO.
C	81337	2-6-0951
SCALE: N/A	UNIT WT.	SHEET 1 OF 1

DISTRIBUTION STATEMENT A  
 THIS DOCUMENT IS APPROVED FOR PUBLIC RELEASE; DISTRIBUTION IS UNLIMITED.

INTERPRET THIS DRAWING IN ACCORDANCE WITH ASME Y14.100

4

3

2

1

4

3

2

1

NOTES:

- 1. REQUESTS FOR ACCUMARK PATTERN FILES SHALL BE DIRECTED TO:

NAVY CLOTHING & TEXTILE RESEARCH FACILITY (NCTRF)  
 BUILDING 7  
 US ARMY NATICK SOLDIER RESEARCH,  
 DEVELOPMENT & ENGINEERING CENTER  
 KANSAS STREET, NATICK, MA 01760

REVISIONS					
ZONE	LTR	DESCRIPTION	PROJ OFCR	APVD	DATE
	-	INITIAL RELEASE PER DR-S-023-12	T. S.	T. S.	12-08-01
	A	REVISED PER DR-S-033-12	T. S.	T. S.	12-12-14

THIS DRAWING HAS BEEN GENERATED AND IS MAINTAINED BY A CAD SYSTEM. CHANGES SHALL ONLY BE INCORPORATED AS DIRECTED BY THE DESIGN ACTIVITY.

PATTERNS

PART OR IDENTIFYING NUMBER	NOMENCLATURE OR DESCRIPTION	PART OR IDENTIFYING NUMBER	NOMENCLATURE OR DESCRIPTION	PART OR IDENTIFYING NUMBER	NOMENCLATURE OR DESCRIPTION
2-6-0952-1	OUTER FRONT	2-6-0952-16	INSIDE GUSSET WEBBING	2-6-0952-31	WEBBING
2-6-0952-2	DELETED	2-6-0952-17	RIGID WEBBING	2-6-0952-32	LOOP
2-6-0952-3	INNER FRONT LARGE POCKET	2-6-0952-18	BACK D-RING WEBBING	2-6-0952-33	WEBBING
2-6-0952-4	INNER FRONT SMALL POCKET	2-6-0952-19	BACK BUCKLE WEBBING	2-6-0952-34	HOOK
2-6-0952-5	BACK OUTER	2-6-0952-20	BACK LOOP	2-6-0952-35	LOOP
2-6-0952-6	BACK INNER	2-6-0952-21	FRONT WEBBING LOOP	-	-
2-6-0952-7	BACK INNER BACK POCKET	2-6-0952-22	BACK BUCKLE HOOK	-	-
2-6-0952-8	BACK INNER FRONT POCKET	2-6-0952-23	D-RING HOOK	-	-
2-6-0952-9	BACK ZIPPER BAND	2-6-0952-24	GRIPPER ELASTIC BELT	-	-
2-6-0952-10	FRONT ZIPPER BAND	2-6-0952-25	BELT FEMALE ATTACHMENT	-	-
2-6-0952-11	GUSSET	2-6-0952-26	TOP BUCKLE WEBBING	-	-
2-6-0952-12	POCKET ELASTIC WOVEN	2-6-0952-27	TOP BUCKLE HOOK	-	-
2-6-0952-13	POCKET ELASTIC WOVEN 2	2-6-0952-28	TOP BUCKLE LOOP	-	-
2-6-0952-14	BINDING	2-6-0952-29	FRONT INSERT WEBBING	-	-
2-6-0952-15	TOP FRONT WEBBING	2-6-0952-30	CORD WEBBING	-	-

UNLESS OTHERWISE SPECIFIED:  
 DIMENSIONS ARE IN INCHES  
 TOLERANCES:  
 ANGLES ± —  
 FRACTIONS ± —  
 2 PLACE DIM ± —  
 3 PLACE DIM ± —

DATE 12-06-21  
 DRAWN BY H. WELCH  
 CHECKED F. KERRIGAN  
 PROJ OFCR T. SCOTT  
 APPROVED T. SCOTT  
 APPROVAL DESIGN ACTIVITY T. SCOTT  
 APPLICABLE SPEC

U.S. ARMY NATICK SOLDIER RESEARCH, DEVELOPMENT & ENGINEERING CENTER  
 KANSAS STREET, NATICK MA. 01760-5056

PATTERN LIST,  
 MEDICAL THIGH RIG

SIZE CAGE DRAWING NO.  
 C 81337 2-6-0952  
 SCALE: N/A UNIT WT. SHEET 1 OF 1

DISTRIBUTION STATEMENT A

THIS DOCUMENT IS APPROVED FOR PUBLIC RELEASE; DISTRIBUTION IS UNLIMITED.

INTERPRET THIS DRAWING IN ACCORDANCE WITH ASME Y14.100

APPLICATION

4

3

2

1

4

3

2

1

NOTES:

- 1. REQUESTS FOR ACCUMARK PATTERN FILES SHALL BE DIRECTED TO:

NAVY CLOTHING & TEXTILE RESEARCH FACILITY (NCTRF)  
 BUILDING 7  
 US ARMY NATICK SOLDIER RESEARCH,  
 DEVELOPMENT & ENGINEERING CENTER  
 KANSAS STREET, NATICK, MA 01760

REVISIONS					
ZONE	LTR	DESCRIPTION	PROJ OFCR	APVD	DATE
	-	INITIAL RELEASE PER DR-S-023-12	T. S.	T. S.	12-08-01
	A	REVISED PER DR-S-033-12	T. S.	T. S.	12-12-14

THIS DRAWING HAS BEEN GENERATED AND IS MAINTAINED BY A CAD SYSTEM. CHANGES SHALL ONLY BE INCORPORATED AS DIRECTED BY THE DESIGN ACTIVITY.

PATTERNS

PART OR IDENTIFYING NUMBER	NOMENCLATURE OR DESCRIPTION	PART OR IDENTIFYING NUMBER	NOMENCLATURE OR DESCRIPTION
2-6-0953-1	BAND	2-6-0953-15	FLAP TAB
2-6-0953-2	BACK	2-6-0953-16	DELETED
2-6-0953-3	BACK VELCRO SUPPORT	2-6-0953-17	DELETED
2-6-0953-4	FRONT FLAP INSERT	2-6-0953-18	DELETED
2-6-0953-5	FRONT FLAP MID POCKET	2-6-0953-19	INNER BAND
2-6-0953-6	FRONT FLAP OUTER POCKET	2-6-0953-20	FRONT INSERT
2-6-0953-7	INNER FRONT FLAP	2-6-0953-21	BAND FOAM
2-6-0953-8	INNER TOP	2-6-0953-22	OUT TOP FOAM
2-6-0953-9	INNER ZIPPER	2-6-0953-23	BACK VELCRO
2-6-0953-10	OUTER FRONT FLAP	2-6-0953-24	WEBBING
2-6-0953-11	OUTER TOP	2-6-0953-25	WEBBING
2-6-0953-12	OUTER ZIPPER	2-6-0953-26	WEBBING
2-6-0953-13	DELETED	2-6-0953-27	WEBBING
2-6-0953-14	DELETED	2-6-0953-28	WEBBING

UNLESS OTHERWISE SPECIFIED: DIMENSIONS ARE IN INCHES		DATE 12-06-21		U.S. ARMY NATICK SOLDIER RESEARCH, DEVELOPMENT & ENGINEERING CENTER KANSAS STREET, NATICK MA. 01760-5056	
TOLERANCES:		DRAWN BY	H. WELCH	PATTERN LIST, MODULAR MEDICAL POUCH	
ANGLES ± —		CHECKED	F. KERRIGAN		
FRACTIONS ± —		PROJ OFCR	T. SCOTT		
2 PLACE DIM ± —		APPROVED	T. SCOTT		
3 PLACE DIM ± —		APPROVAL DESIGN ACTIVITY		SIZE	CAGE
		T. SCOTT		C	81337
2-6-0949 2-6-0944		APPLICABLE SPEC		DRAWING NO.	
NEXT ASSY USED ON APPLICATION				2-6-0953	
				SCALE: N/A	UNIT WT.
				SHEET 1 OF 1	

DISTRIBUTION STATEMENT A

THIS DOCUMENT IS APPROVED FOR PUBLIC RELEASE; DISTRIBUTION IS UNLIMITED.

INTERPRET THIS DRAWING IN ACCORDANCE WITH ASME Y14.100

4

3

2

1

DWG NO. 2-6-0953 SH 1

4

3

2

1

NOTES:

- 1. REQUESTS FOR ACCUMARK PATTERN FILES SHALL BE DIRECTED TO:

NAVY CLOTHING & TEXTILE RESEARCH FACILITY (NCTRF)  
 BUILDING 7  
 US ARMY NATICK SOLDIER RESEARCH,  
 DEVELOPMENT & ENGINEERING CENTER  
 KANSAS STREET, NATICK, MA 01760

REVISIONS					
ZONE	LTR	DESCRIPTION	PROJ OFCR	APVD	DATE
	-	INITIAL RELEASE PER DR-S-023-12	T. S.	T. S.	12-08-01
	A	REVISED PER DR-S-033-12	T. S.	T. S.	12-12-14

THIS DRAWING HAS BEEN GENERATED AND IS MAINTAINED BY A CAD SYSTEM. CHANGES SHALL ONLY BE INCORPORATED AS DIRECTED BY THE DESIGN ACTIVITY.

PATTERNS	
PART OR IDENTIFYING NUMBER	NOMENCLATURE OR DESCRIPTION
2-6-0954-1	FRONT POCKET
2-6-0954-2	BACK
2-6-0954-3	PLASTIC INSERT
2-6-0954-4	TOP WEBBING
2-6-0954-5	HOOK
2-6-0954-6	LOOP
2-6-0954-7	HOOK

UNLESS OTHERWISE SPECIFIED: DIMENSIONS ARE IN INCHES		DATE 12-06-21		U.S. ARMY NATICK SOLDIER RESEARCH, DEVELOPMENT & ENGINEERING CENTER KANSAS STREET, NATICK MA. 01760-5056	
TOLERANCES:		DRAWN BY	H. WELCH	PATTERN LIST, NARC POUCH	
ANGLES	± —	CHECKED	F. KERRIGAN		
FRACTIONS	± —	PROJ OFCR	T. SCOTT		
2 PLACE DIM	± —	APPROVED	T. SCOTT		
3 PLACE DIM	± —	APPROVAL DESIGN ACTIVITY	T. SCOTT	SIZE	CAGE
2-6-0934	2-6-0944	NEXT ASSY	USED ON	C	81337
APPLICATION		APPLICABLE SPEC		DRAWING NO. 2-6-0954	
				SCALE: N/A	UNIT WT.
				SHEET 1 OF 1	

DISTRIBUTION STATEMENT A  
 THIS DOCUMENT IS APPROVED FOR PUBLIC RELEASE; DISTRIBUTION IS UNLIMITED.

INTERPRET THIS DRAWING IN ACCORDANCE WITH ASME Y14.100

4

3

2

1

D

C

B

A

D

C

B

A

DWG NO. 2-6-0954  
 SH 1

4

3

2

1

NOTES:

- 1. REQUESTS FOR ACCUMARK PATTERN FILES SHALL BE DIRECTED TO:

NAVY CLOTHING & TEXTILE RESEARCH FACILITY (NCTRF)  
 BUILDING 7  
 US ARMY NATICK SOLDIER RESEARCH,  
 DEVELOPMENT & ENGINEERING CENTER  
 KANSAS STREET, NATICK, MA 01760

REVISIONS					
ZONE	LTR	DESCRIPTION	PROJ OFCR	APVD	DATE
	-	INITIAL RELEASE PER DR-S-023-12	T. S.	T. S.	12-08-01
	A	REVISED PER DR-S-033-12	T. S.	T. S.	12-12-14

THIS DRAWING HAS BEEN GENERATED AND IS MAINTAINED BY A CAD SYSTEM. CHANGES SHALL ONLY BE INCORPORATED AS DIRECTED BY THE DESIGN ACTIVITY.

PATTERNS	
PART OR IDENTIFYING NUMBER	NOMENCLATURE OR DESCRIPTION
2-6-0955-1	INNER BACK
2-6-0955-2	OUTER BACK
2-6-0955-3	BOTTOM ZIPPER
2-6-0955-4	TOP ZIPPER
2-6-0955-5	INSIDE SUPPORT
2-6-0955-6	HANDLE
2-6-0955-7	HOOK

D

D

C

C

B

B

A

A

DWG NO. 2-6-0955  
 SH 1

UNLESS OTHERWISE SPECIFIED: DIMENSIONS ARE IN INCHES		DATE 12-06-21		U.S. ARMY NATICK SOLDIER RESEARCH, DEVELOPMENT & ENGINEERING CENTER KANSAS STREET, NATICK MA. 01760-5056	
TOLERANCES:		DRAWN BY	H. WELCH	PATTERN LIST, MEDIUM POUCH	
ANGLES	± —	CHECKED	F. KERRIGAN		
FRACTIONS	± —	PROJ OFCR	T. SCOTT		
2 PLACE DIM	± —	APPROVED	T. SCOTT		
3 PLACE DIM	± —	APPROVAL DESIGN ACTIVITY	T. SCOTT	SIZE	CAGE
2-6-0938	2-6-0944	APPLICABLE SPEC		C	81337
NEXT ASSY USED ON APPLICATION				DRAWING NO. 2-6-0955	
INTERPRET THIS DRAWING IN ACCORDANCE WITH ASME Y14.100				SCALE: N/A	UNIT WT.
				SHEET 1 OF 1	

DISTRIBUTION STATEMENT A  
 THIS DOCUMENT IS APPROVED FOR PUBLIC RELEASE; DISTRIBUTION IS UNLIMITED.

4

3

2

1



4

3

2

1

NOTES:

- 1. REQUESTS FOR ACCUMARK PATTERN FILES SHALL BE DIRECTED TO:

NAVY CLOTHING & TEXTILE RESEARCH FACILITY (NCTRF)  
 BUILDING 7  
 US ARMY NATICK SOLDIER RESEARCH,  
 DEVELOPMENT & ENGINEERING CENTER  
 KANSAS STREET, NATICK, MA 01760

REVISIONS					
ZONE	LTR	DESCRIPTION	PROJ OFCR	APVD	DATE
	-	INITIAL RELEASE PER DR-S-023-12	T. S.	T. S.	12-08-01
	A	REVISED PER DR-S-033-12	T. S.	T. S.	12-12-14

THIS DRAWING HAS BEEN GENERATED AND IS MAINTAINED BY A CAD SYSTEM. CHANGES SHALL ONLY BE INCORPORATED AS DIRECTED BY THE DESIGN ACTIVITY.

PATTERNS	
PART OR IDENTIFYING NUMBER	NOMENCLATURE OR DESCRIPTION
2-6-0956-1	OUTER BACK
2-6-0956-2	INNER BACK
2-6-0956-3	BOTTOM ZIPPER
2-6-0956-4	TOP ZIPPER
2-6-0956-5	INSIDE SUPPORT
2-6-0956-6	HANDLE
2-6-0956-7	HOOK

UNLESS OTHERWISE SPECIFIED: DIMENSIONS ARE IN INCHES		DATE 12-06-21		U.S. ARMY NATICK SOLDIER RESEARCH, DEVELOPMENT & ENGINEERING CENTER KANSAS STREET, NATICK MA. 01760-5056	
TOLERANCES:		DRAWN BY	H. WELCH	PATTERN LIST, LARGE POUCH	
ANGLES	± —	CHECKED	F. KERRIGAN		
FRACTIONS	± —	PROJ OFCR	T. SCOTT		
2 PLACE DIM	± —	APPROVED	T. SCOTT		
3 PLACE DIM	± —	APPROVAL DESIGN ACTIVITY	T. SCOTT	SIZE	CAGE
2-6-0939	2-6-0944	NEXT ASSY	USED ON	C	81337
APPLICATION		APPLICABLE SPEC		DRAWING NO. 2-6-0956	
				SCALE: N/A	UNIT WT.
				SHEET 1 OF 1	

DISTRIBUTION STATEMENT A  
 THIS DOCUMENT IS APPROVED FOR PUBLIC RELEASE; DISTRIBUTION IS UNLIMITED.

INTERPRET THIS DRAWING IN ACCORDANCE WITH ASME Y14.100

D

C

B

A

D

C

SH 1

A

DWG NO. 2-6-0956

4

3

2

1

4

3

2

1

NOTES:

- 1. REQUESTS FOR ACCUMARK PATTERN FILES SHALL BE DIRECTED TO:

NAVY CLOTHING & TEXTILE RESEARCH FACILITY (NCTRF)  
 BUILDING 7  
 US ARMY NATICK SOLDIER RESEARCH,  
 DEVELOPMENT & ENGINEERING CENTER  
 KANSAS STREET, NATICK, MA 01760

REVISIONS					
ZONE	LTR	DESCRIPTION	PROJ OFCR	APVD	DATE
	-	INITIAL RELEASE PER DR-S-023-12	T. S.	T. S.	12-08-01
	A	REVISED PER DR-S-033-12	T. S.	T. S.	12-12-14

THIS DRAWING HAS BEEN GENERATED AND IS MAINTAINED BY A CAD SYSTEM. CHANGES SHALL ONLY BE INCORPORATED AS DIRECTED BY THE DESIGN ACTIVITY.

PATTERNS	
PART OR IDENTIFYING NUMBER	NOMENCLATURE OR DESCRIPTION
2-6-0957-1	INNER BACK
2-6-0957-2	OUTER BACK
2-6-0957-3	BOTTOM ZIPPER
2-6-0957-4	TOP ZIPPER
2-6-0957-5	INSIDE SUPPORT
2-6-0957-6	HANDLE
2-6-0957-7	WEBBING
2-6-0957-8	HOOK
2-6-0957-9	WEBBING
2-6-0957-10	WEBBING

D

C

B

A

D

C

SH 1

A

DWG NO. 2-6-0957

UNLESS OTHERWISE SPECIFIED: DIMENSIONS ARE IN INCHES		DATE 12-06-21		U.S. ARMY NATICK SOLDIER RESEARCH, DEVELOPMENT & ENGINEERING CENTER KANSAS STREET, NATICK MA. 01760-5056	
TOLERANCES:		DRAWN BY H. WELCH		PATTERN LIST, SMALL REVERSIBLE POUCH	
ANGLES	± —	CHECKED F. KERRIGAN			
FRACTIONS	± —	PROJ OFCR T. SCOTT		SIZE CAGE DRAWING NO.	
2 PLACE DIM	± —	APPROVED T. SCOTT		C 81337 2-6-0957	
3 PLACE DIM	± —	APPROVAL DESIGN ACTIVITY T. SCOTT		SCALE: N/A UNIT WT. SHEET 1 OF 1	
2-6-0936 2-6-0944		NEXT ASSY USED ON APPLICATION			

DISTRIBUTION STATEMENT A  
 THIS DOCUMENT IS APPROVED FOR PUBLIC RELEASE; DISTRIBUTION IS UNLIMITED.

INTERPRET THIS DRAWING IN ACCORDANCE WITH ASME Y14.100

4

3

2

1

4

3

2

1

NOTES:

- 1. REQUESTS FOR ACCUMARK PATTERN FILES SHALL BE DIRECTED TO:

NAVY CLOTHING & TEXTILE RESEARCH FACILITY (NCTRF)  
 BUILDING 7  
 US ARMY NATICK SOLDIER RESEARCH,  
 DEVELOPMENT & ENGINEERING CENTER  
 KANSAS STREET, NATICK, MA 01760

REVISIONS					
ZONE	LTR	DESCRIPTION	PROJ OFCR	APVD	DATE
	-	INITIAL RELEASE PER DR-S-023-12	T. S.	T. S.	12-08-01
	A	REVISED PER DR-S-033-12	T. S.	T. S.	12-12-14

THIS DRAWING HAS BEEN GENERATED AND IS MAINTAINED BY A CAD SYSTEM. CHANGES SHALL ONLY BE INCORPORATED AS DIRECTED BY THE DESIGN ACTIVITY.

PATTERNS	
PART OR IDENTIFYING NUMBER	NOMENCLATURE OR DESCRIPTION
2-6-0958-1	INNER BACK
2-6-0958-2	OUTER BACK
2-6-0958-3	BOTTOM ZIPPER
2-6-0958-4	TOP ZIPPER
2-6-0958-5	INSIDE SUPPORT
2-6-0958-6	HANDLE
2-6-0958-7	BACK STRAP
2-6-0958-8	HOOK
2-6-0958-9	WEBBING
2-6-0958-10	WEBBING

UNLESS OTHERWISE SPECIFIED: DIMENSIONS ARE IN INCHES		DATE 12-06-21	
TOLERANCES:		DRAWN BY H. WELCH	
ANGLES	± —	CHECKED F. KERRIGAN	
FRACTIONS	± —	PROJ OFCR T. SCOTT	
2 PLACE DIM	± —	APPROVED T. SCOTT	
3 PLACE DIM	± —	APPROVAL DESIGN ACTIVITY	
		T. SCOTT	
2-6-0937	2-6-0944	APPLICABLE SPEC	
NEXT ASSY USED ON APPLICATION			

U.S. ARMY NATICK SOLDIER RESEARCH, DEVELOPMENT & ENGINEERING CENTER KANSAS STREET, NATICK MA. 01760-5056		
PATTERN LIST, MEDIUM REVERSIBLE POUCH		
SIZE CAGE	DRAWING NO.	
C 81337	2-6-0958	
SCALE: N/A	UNIT WT.	SHEET 1 OF 1

DISTRIBUTION STATEMENT A  
 THIS DOCUMENT IS APPROVED FOR PUBLIC RELEASE; DISTRIBUTION IS UNLIMITED.

INTERPRET THIS DRAWING IN ACCORDANCE WITH ASME Y14.100

D

C

B

A

D

C

SH 1

A

DWG NO. 2-6-0958

4

3

2

1

4

3

2

1

NOTES:

- 1. REQUESTS FOR ACCUMARK PATTERN FILES SHALL BE DIRECTED TO:

NAVY CLOTHING & TEXTILE RESEARCH FACILITY (NCTRF)  
 BUILDING 7  
 US ARMY NATICK SOLDIER RESEARCH,  
 DEVELOPMENT & ENGINEERING CENTER  
 KANSAS STREET, NATICK, MA 01760

REVISIONS					
ZONE	LTR	DESCRIPTION	PROJ OFCR	APVD	DATE
	-	INITIAL RELEASE PER DR-S-023-12	T. S.	T. S.	12-08-01

THIS DRAWING HAS BEEN GENERATED AND IS MAINTAINED BY A CAD SYSTEM. CHANGES SHALL ONLY BE INCORPORATED AS DIRECTED BY THE DESIGN ACTIVITY.

PATTERNS	
PART OR IDENTIFYING NUMBER	NOMENCLATURE OR DESCRIPTION
2-6-0959-1	ELASTIC PANEL
2-6-0959-2	INSERT
2-6-0959-3	CORD WEBBING
2-6-0959-4	ELASTIC

UNLESS OTHERWISE SPECIFIED: DIMENSIONS ARE IN INCHES		DATE 12-06-21		U.S. ARMY NATICK SOLDIER RESEARCH, DEVELOPMENT & ENGINEERING CENTER KANSAS STREET, NATICK MA. 01760-5056	
TOLERANCES:		DRAWN BY	H. WELCH	PATTERN LIST, ELASTIC PANEL	
ANGLES	± —	CHECKED	F. KERRIGAN		
FRACTIONS	± —	PROJ OFCR	T. SCOTT		
2 PLACE DIM	± —	APPROVED	T. SCOTT		
3 PLACE DIM	± —	APPROVAL DESIGN ACTIVITY	T. SCOTT	SIZE	CAGE
		NEXT ASSY	USED ON	C	81337
		APPLICATION	APPLICABLE SPEC	DRAWING NO. 2-6-0959	
				SCALE: N/A	UNIT WT.
				SHEET 1 OF 1	

DISTRIBUTION STATEMENT A  
 THIS DOCUMENT IS APPROVED FOR PUBLIC RELEASE; DISTRIBUTION IS UNLIMITED.

INTERPRET THIS DRAWING IN ACCORDANCE WITH ASME Y14.100

D

C

B

A

D

C

SH 1

A

Dwg No. 2-6-0959

4

3

2

1

4

3

2

1

NOTES:

- 1. REQUESTS FOR ACCUMARK PATTERN FILES SHALL BE DIRECTED TO:

NAVY CLOTHING & TEXTILE RESEARCH FACILITY (NCTRF)  
 BUILDING 7  
 US ARMY NATICK SOLDIER RESEARCH,  
 DEVELOPMENT & ENGINEERING CENTER  
 KANSAS STREET, NATICK, MA 01760

REVISIONS					
ZONE	LTR	DESCRIPTION	PROJ OFCR	APVD	DATE
	-	INITIAL RELEASE PER DR-S-023-12	T. S.	T. S.	12-08-01
	A	REVISED PER DR-S-033-12	T. S.	T. S.	12-12-14

THIS DRAWING HAS BEEN GENERATED AND IS MAINTAINED BY A CAD SYSTEM. CHANGES SHALL ONLY BE INCORPORATED AS DIRECTED BY THE DESIGN ACTIVITY.

PATTERNS	
PART OR IDENTIFYING NUMBER	NOMENCLATURE OR DESCRIPTION
2-6-0960-1	FRONT POCKET
2-6-0960-2	FRONT
2-6-0960-3	DOUBLE POCKET INSERT
2-6-0960-4	HOOK
2-6-0960-5	BACK

UNLESS OTHERWISE SPECIFIED: DIMENSIONS ARE IN INCHES		DATE 12-06-21		U.S. ARMY NATICK SOLDIER RESEARCH, DEVELOPMENT & ENGINEERING CENTER KANSAS STREET, NATICK MA. 01760-5056	
TOLERANCES:		DRAWN BY	H. WELCH	PATTERN LIST, DOUBLE POCKET PANEL	
ANGLES	± —	CHECKED	F. KERRIGAN		
FRACTIONS	± —	PROJ OFCR	T. SCOTT		
2 PLACE DIM	± —	APPROVED	T. SCOTT		
3 PLACE DIM	± —	APPROVAL DESIGN ACTIVITY	T. SCOTT	SIZE	CAGE
		2-6-0932	2-6-0944	C	81337
		NEXT ASSY	USED ON	DRAWING NO. 2-6-0960	
		APPLICATION		SCALE: N/A	UNIT WT.
				SHEET 1 OF 1	

DISTRIBUTION STATEMENT A  
 THIS DOCUMENT IS APPROVED FOR PUBLIC RELEASE; DISTRIBUTION IS UNLIMITED.

INTERPRET THIS DRAWING IN ACCORDANCE WITH ASME Y14.100

4

3

2

1

D

C

B

A

D

C

SH 1

A

DWG NO. 2-6-0960

4

3

2

1

NOTES:

- 1. REQUESTS FOR ACCUMARK PATTERN FILES SHALL BE DIRECTED TO:

NAVY CLOTHING & TEXTILE RESEARCH FACILITY (NCTRF)  
 BUILDING 7  
 US ARMY NATICK SOLDIER RESEARCH,  
 DEVELOPMENT & ENGINEERING CENTER  
 KANSAS STREET, NATICK, MA 01760

REVISIONS					
ZONE	LTR	DESCRIPTION	PROJ OFCR	APVD	DATE
	-	INITIAL RELEASE PER DR-S-023-12	T. S.	T. S.	12-08-01
	A	REVISED PER DR-S-033-12	T. S.	T. S.	12-12-14

THIS DRAWING HAS BEEN GENERATED AND IS MAINTAINED BY A CAD SYSTEM. CHANGES SHALL ONLY BE INCORPORATED AS DIRECTED BY THE DESIGN ACTIVITY.

PATTERNS	
PART OR IDENTIFYING NUMBER	NOMENCLATURE OR DESCRIPTION
2-6-0961-1	FRONT POCKET
2-6-0961-2	BACK POCKET
2-6-0961-3	FRONT
2-6-0961-4	STACKED POCKET INSERT
2-6-0961-5	HOOK
2-6-0961-6	BACK

UNLESS OTHERWISE SPECIFIED: DIMENSIONS ARE IN INCHES		DATE 12-06-21		U.S. ARMY NATICK SOLDIER RESEARCH, DEVELOPMENT & ENGINEERING CENTER KANSAS STREET, NATICK MA. 01760-5056	
TOLERANCES:		DRAWN BY	H. WELCH	PATTERN LIST, STACKED POCKET PANEL	
ANGLES	± —	CHECKED	F. KERRIGAN		
FRACTIONS	± —	PROJ OFCR	T. SCOTT		
2 PLACE DIM	± —	APPROVED	T. SCOTT		
3 PLACE DIM	± —	APPROVAL DESIGN ACTIVITY	T. SCOTT	SIZE	CAGE
2-6-0930	2-6-0944	APPLICABLE SPEC		C	81337
NEXT ASSY USED ON APPLICATION				DRAWING NO. 2-6-0961	
				SCALE: N/A	UNIT WT.
				SHEET 1 OF 1	

DISTRIBUTION STATEMENT A

THIS DOCUMENT IS APPROVED FOR PUBLIC RELEASE; DISTRIBUTION IS UNLIMITED.

INTERPRET THIS DRAWING IN ACCORDANCE WITH ASME Y14.100

4

3

2

1

D

C

B

A

D

C

B

A

DWG NO. 2-6-0961 SH 1

4

3

2

1

NOTES:

- 1. REQUESTS FOR ACCUMARK PATTERN FILES SHALL BE DIRECTED TO:

NAVY CLOTHING & TEXTILE RESEARCH FACILITY (NCTRF)  
 BUILDING 7  
 US ARMY NATICK SOLDIER RESEARCH,  
 DEVELOPMENT & ENGINEERING CENTER  
 KANSAS STREET, NATICK, MA 01760

REVISIONS					
ZONE	LTR	DESCRIPTION	PROJ OFCR	APVD	DATE
	-	INITIAL RELEASE PER DR-S-023-12	T. S.	T. S.	12-08-01
	A	REVISED PER DR-S-033-12	T. S.	T. S.	12-12-14

THIS DRAWING HAS BEEN GENERATED AND IS MAINTAINED BY A CAD SYSTEM. CHANGES SHALL ONLY BE INCORPORATED AS DIRECTED BY THE DESIGN ACTIVITY.

PATTERNS	
PART OR IDENTIFYING NUMBER	NOMENCLATURE OR DESCRIPTION
2-6-0962-1	FRONT POCKET
2-6-0962-2	FRONT BACK
2-6-0962-3	TRIPLE POCKET INSERT
2-6-0962-4	HOOK
2-6-0962-5	BACK

UNLESS OTHERWISE SPECIFIED: DIMENSIONS ARE IN INCHES		DATE 12-06-21		U.S. ARMY NATICK SOLDIER RESEARCH, DEVELOPMENT & ENGINEERING CENTER KANSAS STREET, NATICK MA. 01760-5056	
TOLERANCES:		DRAWN BY H. WELCH	PATTERN LIST, TRIPLE POCKET PANEL		
ANGLES	± —	CHECKED F. KERRIGAN			
FRACTIONS	± —	PROJ OFCR T. SCOTT			
2 PLACE DIM	± —	APPROVED T. SCOTT			
3 PLACE DIM	± —	APPROVAL DESIGN ACTIVITY T. SCOTT	SIZE CAGE	DRAWING NO.	
2-6-0933	2-6-0944	APPLICABLE SPEC	C 81337	2-6-0962	
NEXT ASSY USED ON APPLICATION		SCALE: N/A		UNIT WT.	SHEET 1 OF 1

DISTRIBUTION STATEMENT A  
 THIS DOCUMENT IS APPROVED FOR PUBLIC RELEASE; DISTRIBUTION IS UNLIMITED.

INTERPRET THIS DRAWING IN ACCORDANCE WITH ASME Y14.100

4

3

2

1

D

C

B

A

D

C

SH 1

A

DWG NO. 2-6-0962

4

3

2

1

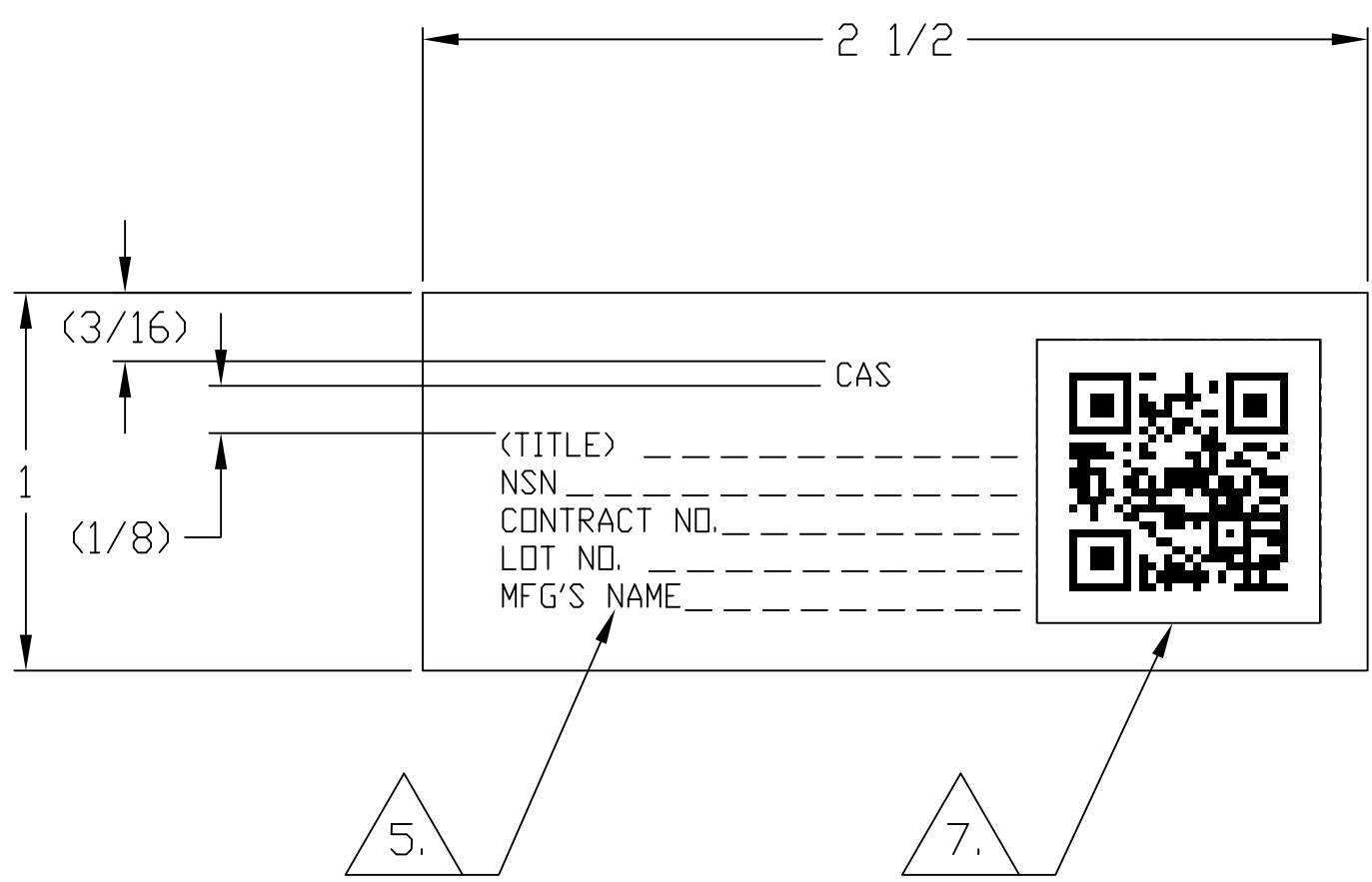
REVISIONS					
ZONE	LTR	DESCRIPTION	PROJ OFCR	APVD	DATE
	-	INITIAL RELEASE PER DR-S-023-12	T. S.	T. S.	12-08-01

NOTES:

1. WORKMANSHIP, CONSTRUCTION, STITCHING AND QUALITY ASSURANCE PROVISIONS SHALL CONFORM TO PERFORMANCE DESCRIPTION FILBE PD dtd. 01 MAY 2012.
2. MATERIAL: LABEL, TYPE VI, CLASS 15 PER MIL-DTL-32075, IAW PARA 3.25, FILBE PD dtd. 01 MAY 2012
3. REFER TO SPECIFICATION OR CONTRACT FOR CORRECT TITLE AND OTHER NOMENCLATURE.

THIS DRAWING HAS BEEN GENERATED AND IS MAINTAINED BY A CAD SYSTEM. CHANGES SHALL ONLY BE INCORPORATED AS DIRECTED BY THE DESIGN ACTIVITY.

4. UNLESS OTHERWISE SPECIFIED, TOLERANCES SHALL BE AS FOLLOWS:  
 1/8 INCH OR MORE BUT LESS THAN 2 INCHES --- ±1/16  
 2 INCHES OR MORE BUT LESS THAN 10 INCHES -- ±1/8
5. 6X 1/16 HIGH TEXT LOCATED APPROXIMATELY AS SHOWN.
6. SEAR ALL EDGES TO PREVENT FRAYING.
7. ADD QR CODE. LOCATE APPROXIMATELY AS SHOWN.



-1

DISTRIBUTION STATEMENT A  
 THIS DOCUMENT IS APPROVED FOR PUBLIC RELEASE; DISTRIBUTION IS UNLIMITED.

INTERPRET THIS DRAWING IN ACCORDANCE WITH ASME Y14.100

UNLESS OTHERWISE SPECIFIED: DIMENSIONS ARE IN INCHES TOLERANCES: ANGLES FRACTIONS 2 PLACE DIM 3 PLACE DIM				DATE 12-06-22	U.S. ARMY NATICK SOLDIER RESEARCH, DEVELOPMENT & ENGINEERING CENTER KANSAS STREET, NATICK MA. 01760-5056																													
<table border="1"> <tr><td>2-6-0938</td><td></td><td></td><td></td></tr> <tr><td>2-6-0949</td><td>2-6-0937</td><td>2-6-0933</td><td></td></tr> <tr><td>2-6-0945</td><td>2-6-0936</td><td>2-6-0932</td><td></td></tr> <tr><td>2-6-0940</td><td>2-6-0935</td><td>2-6-0931</td><td></td></tr> <tr><td>2-6-0939</td><td>2-6-0934</td><td>2-6-0930</td><td>2-6-0944</td></tr> <tr><td>NEXT ASSY</td><td>NEXT ASSY</td><td>NEXT ASSY</td><td>USED ON</td></tr> <tr><td>APPLICATION</td><td>APPLICATION</td><td>APPLICATION</td><td>APPLICATION</td></tr> </table>					2-6-0938				2-6-0949	2-6-0937	2-6-0933		2-6-0945	2-6-0936	2-6-0932		2-6-0940	2-6-0935	2-6-0931		2-6-0939	2-6-0934	2-6-0930	2-6-0944	NEXT ASSY	NEXT ASSY	NEXT ASSY	USED ON	APPLICATION	APPLICATION	APPLICATION	APPLICATION	DRAWN BY H. WELCH	IDENTIFICATION & INSTRUCTION LABEL
2-6-0938																																		
2-6-0949	2-6-0937	2-6-0933																																
2-6-0945	2-6-0936	2-6-0932																																
2-6-0940	2-6-0935	2-6-0931																																
2-6-0939	2-6-0934	2-6-0930	2-6-0944																															
NEXT ASSY	NEXT ASSY	NEXT ASSY	USED ON																															
APPLICATION	APPLICATION	APPLICATION	APPLICATION																															
				CHECKED F. KERRIGAN																														
				PROJ OFCR T. SCOTT	SIZE CAGE DRAWING NO. C 81337 2-6-0963																													
				APPROVED T. SCOTT																														
				APPROVAL DESIGN ACTIVITY T. SCOTT	SCALE: 2/1 UNIT WT. SHEET 1 OF 1																													
				APPLICABLE SPEC																														

4

3

2

1

DWG NO. 2-6-0963  
 SH 1