

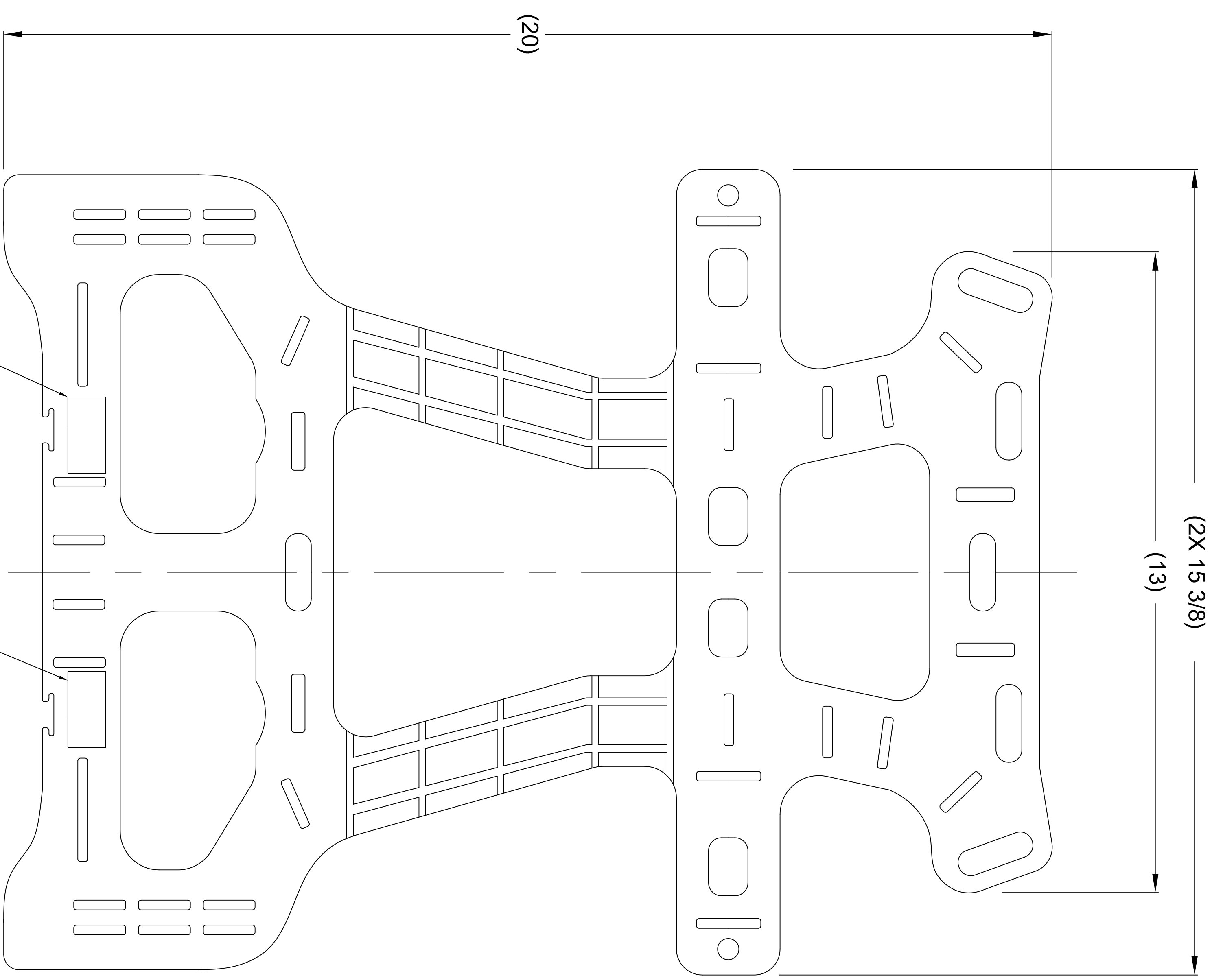
8 7 6 5 4 3 2 1

NOTES:

1. IDENTIFICATION OF THE SUGGESTED SOURCE(S) OF SUPPLY HEREON IS NOT TO BE CONSTRUED AS A GUARANTEE OF PRESENT OR CONTINUED AVAILABILITY AS A SOURCE OF SUPPLY FOR THE ITEM(S)
2. WORKMANSHIP CONSTRUCTION, STITCHING AND QUALITY ASSURANCE PROVISIONS SHALL CONFORM TO PURCHASE DESCRIPTION, FAMILY OF IMPROVED, LOAD BEARING EQUIPMENT DATED 10 MAY 2011.
3. MATERIAL: INJECTION MOLDED, MATERIAL POLYCARBONATE, COLOR COYOTE 498, TEMPERATURE RANGE -40 TO 140 DEGREES F, CONFORMING TO PURCHASE DESCRIPTION, FAMILY OF IMPROVED, LOAD BEARING EQUIPMENT DATED 10 MAY 2011.

THIS DRAWING HAS BEEN GENERATED AND IS MAINTAINED BY A CAD SYSTEM. CHANGES SHALL ONLY BE INCORPORATED AS DIRECTED BY THE DESIGN ACTIVITY.

| ZONE LTR | DESCRIPTION | PROJ OFCR | APVD | DATE |
|----------|---------------------------------|-----------|------|----------|
| - | INITIAL RELEASE PER DR-S-010-11 | T.S. | T.S. | 11-05-20 |
| A | REVISED PER DR-S-009-15 | T.S. | T.S. | 15-10-19 |



MOLD INTO PART 1/8" HIGH:
 NSN NO. _____
 VENDOR'S NAME _____
 DATE OF MFG _____
 LOT NO. _____
 MONTH/YEAR _____

VENDOR ITEM DRAWING

U.S. ARMY NATICK SOLDIER RESEARCH DEVELOPMENT & ENGINEERING CENTER
 KANSAS STREET, NATICK MA, 01760-9096

FRAME, USMC PACK

| | | |
|-----------|-----------------------------|---|
| 2M699 | 1606 MC OR EQUIVALENT | DOWN EAST INC. 69 MAIN ST., P O BOX 328 BRIDGTON, ME. 04009 (207) 647-5443 |
| CAGE CODE | PART NO | NAME AND ADDRESS |
| 8 | SUGGESTED SOURCES OF SUPPLY | |

DISTRIBUTION STATEMENT A
 THIS DOCUMENT IS APPROVED FOR PUBLIC RELEASE; DISTRIBUTION IS UNLIMITED.

| | |
|--|-------|
| INTERPRET THIS DRAWING IN ACCORDANCE WITH ASME Y14.1-100 | |
| REVISION | SHEET |
| REVISION STATUS OF SHEETS | |

| | |
|--|----------|
| UNLESS OTHERWISE SPECIFIED, DIMENSIONS ARE IN INCHES | + |
| TOLERANCES: | - |
| ANGLES | ± |
| FRACTIONS | ± |
| 2 PLACE DIM | ± |
| 3 PLACE DIM | ± |
| APPLICATION | USED ON |
| 2-6-0896 | 2-6-0896 |
| NEXT ASSY | |

| | |
|--------------------------|------------|
| DATE | 11-05-01 |
| DRAWN BY | E. TAMASKY |
| CHECKED | F.W.K. |
| PROJ OFCR | T. SCOTT |
| APPROVED | K. RYAN |
| APPROVAL DESIGN ACTIVITY | J. CONNOR |
| APPLICABLE SPEC | |

| | | |
|-------|-------|--------------|
| SIZE | GAGE | DRAWING NO. |
| D | 81337 | 2-6-0805 |
| SCALE | 1/2 | UNIT WT. |
| | | SHEET 1 OF 1 |

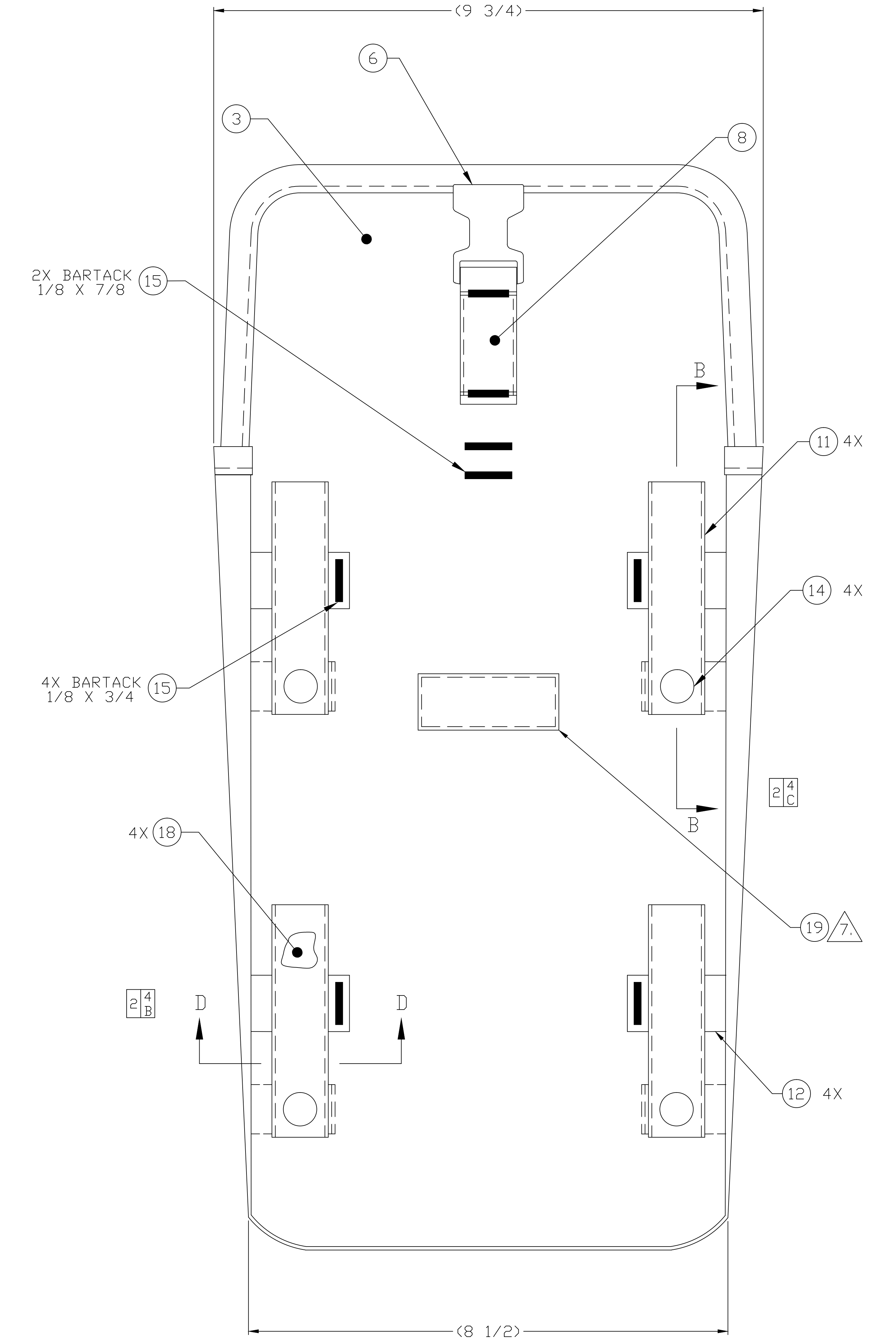
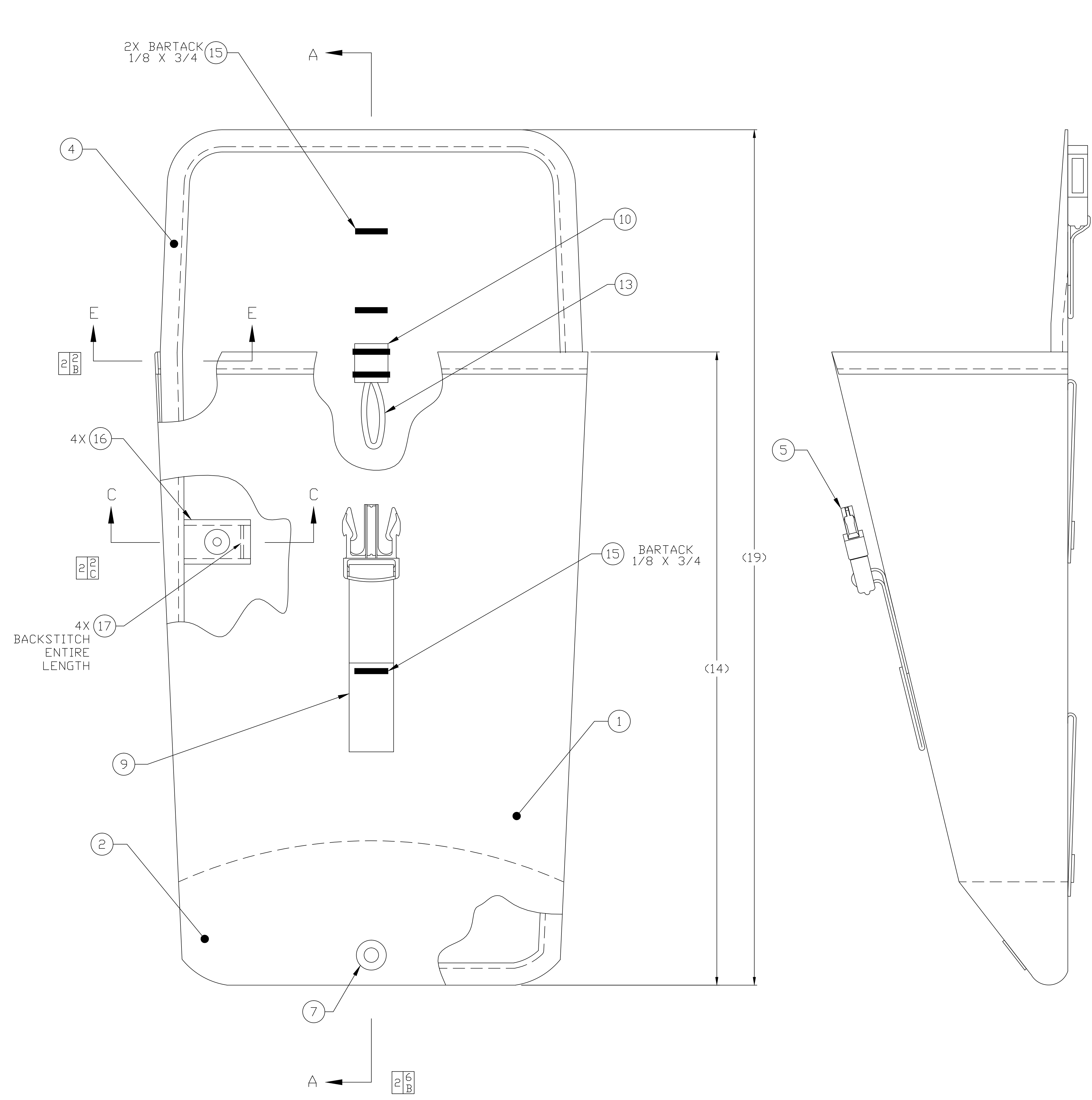
| REVISIONS | | | | |
|-----------|---------------------------------|----------|-------|----------|
| ZONE/LTR | DESCRIPTION | PRJ DFGR | APVD | DATE |
| - | INITIAL RELEASE PER DR-S-010-11 | T. S. | T. S. | 11-05-20 |
| A | REVISED PER DR-S-022-11 | T. S. | T. S. | 11-10-11 |
| B | REVISED PER DR-S-005-16 | T. S. | T. S. | 16-03-25 |

THIS DRAWING HAS BEEN GENERATED AND IS MAINTAINED BY A CAD SYSTEM. CHANGES SHALL ONLY BE INCORPORATED AS DIRECTED BY THE DESIGN ACTIVITY.

NOTES:

1. WORKMANSHIP, CONSTRUCTION, STITCHING AND QUALITY ASSURANCE PROVISIONS SHALL CONFORM TO DETAIL SPECIFICATION: SYSTEM SPECIFICATION FOR THE FAMILY OF IMPROVED LOAD BEARING EQUIPMENT.
2. ALL STITCHING SHALL BE BACKSTITCHED NOT LESS THAN 1/2 INCH UNLESS TURNED UNDER BY A HEM OR HELD BY OTHER STITCHING.
3. ALL STITCHING TO BE 1/8 INCH FROM EDGE OR APART, UNLESS OTHERWISE SPECIFIED.
4. SEAR ALL ENDS OF WEBBING AND TAPE TO PREVENT FRAYING. AVOID FORMING SHARP EDGES.

5. UNLESS OTHERWISE SPECIFIED, TOLERANCES SHALL BE AS FOLLOWS:
 1/8 INCH OR MORE BUT LESS THAN 2 INCHES --- ±1/16
 2 INCHES OR MORE BUT LESS THAN 10 INCHES -- ±1/8
 10 INCHES OR MORE BUT LESS THAN 36 INCHES - ±1/4
 36 INCHES OR MORE ----- ±3/8
6. UNLESS OTHERWISE SPECIFIED ALL FOLDS, HEMS, AND TURN UNDERS SHALL BE 3/8".
7. LOCATE FN 19, LABEL, APPROXIMATELY AS SHOWN.



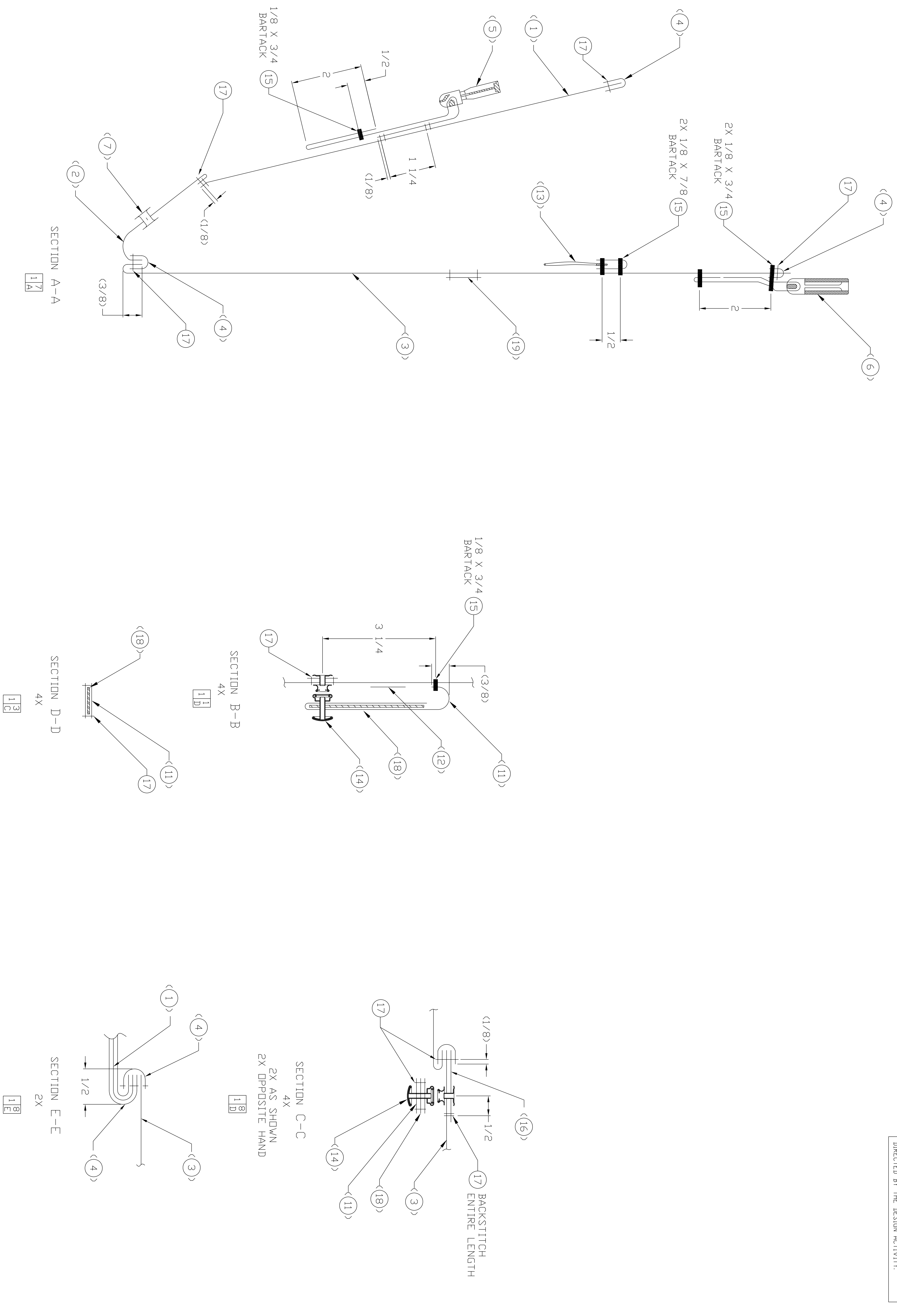
SEE SEPARATE PARTS LIST

DISTRIBUTION STATEMENT A
 THIS DOCUMENT IS APPROVED FOR PUBLIC RELEASE; DISTRIBUTION IS UNLIMITED.

| | | | | | |
|--|---|------------------------------------|--|--|--|
| UNLESS OTHERWISE SPECIFIED DIMENSIONS ARE IN INCHES | | DATE 11-05-17 | | U.S. ARMY NATICK SOLDIER RESEARCH, DEVELOPMENT & ENGINEERING CENTER KANSAS STREET, NATICK MA. 01760-5056 | |
| TOLERANCES: | | DRAWN BY C. KRICKRIAN | | HYDRATION POUCH ASSEMBLY, USMC PACK | |
| ANGLES | ± | CHECKED F. W. K. | | SIZE/CAGE DRAWING NO. | |
| FRACTIONS | ± | PRJ DFGR T. SCOTT | | E 81337 2-6-0887 | |
| 2 PLACE DIM | ± | APPROVED K. RYAN | | SCALE: 1/1 UNIT WT. | |
| 3 PLACE DIM | ± | APPROVAL DESIGN ACTIVITY J. CONNOR | | SHEET 1 OF 2 | |
| INTERPRET THIS DRAWING IN ACCORDANCE WITH ASME Y14.100 | | APPLICABLE SPEC | | | |
| REVISION STATUS OF SHEETS | | NEXT ASSY USED ON APPLICATION | | | |

| REVISIONS | | PROJ. DEGR. | ABVD | DATE |
|-----------|---------------------------------|-------------|------|----------|
| 1 | INITIAL RELEASE PER DR-S-010-11 | T.S. | T.S. | 11-05-20 |
| A | REVISED PER DR-S-022-11 | T.S. | T.S. | 11-10-11 |

THIS DRAWING HAS BEEN GENERATED AND IS MAINTAINED BY A CAD SYSTEM. CHANGES SHALL ONLY BE INCORPORATED AS DIRECTED BY THE DESIGN ACTIVITY.



DISTRIBUTION STATEMENT A
THIS DOCUMENT IS APPROVED FOR PUBLIC RELEASE; DISTRIBUTION IS UNLIMITED.

SIZE/SCALE DRAWING NO.
E 81337 2-6-0887
SCALE 1/1 UNIT WT. SHEET 2

DRG NO. 2-6-0887 SHEET 2

| REVISIONS | | | | |
|-----------|---------------------------------|----------|-------|----------|
| ZONE/LTR | DESCRIPTION | PRJ DFCR | APVD | DATE |
| - | INITIAL RELEASE PER DR-S-010-11 | T. S. | T. S. | 11-05-20 |
| A | REVISED PER DR-S-022-11 | T. S. | T. S. | 11-10-11 |
| B | REVISED PER DR-S-005-16 | T. S. | T. S. | 16-03-25 |

THIS DRAWING HAS BEEN GENERATED AND IS MAINTAINED BY A CAD SYSTEM. CHANGES SHALL ONLY BE INCORPORATED AS DIRECTED BY THE DESIGN ACTIVITY.

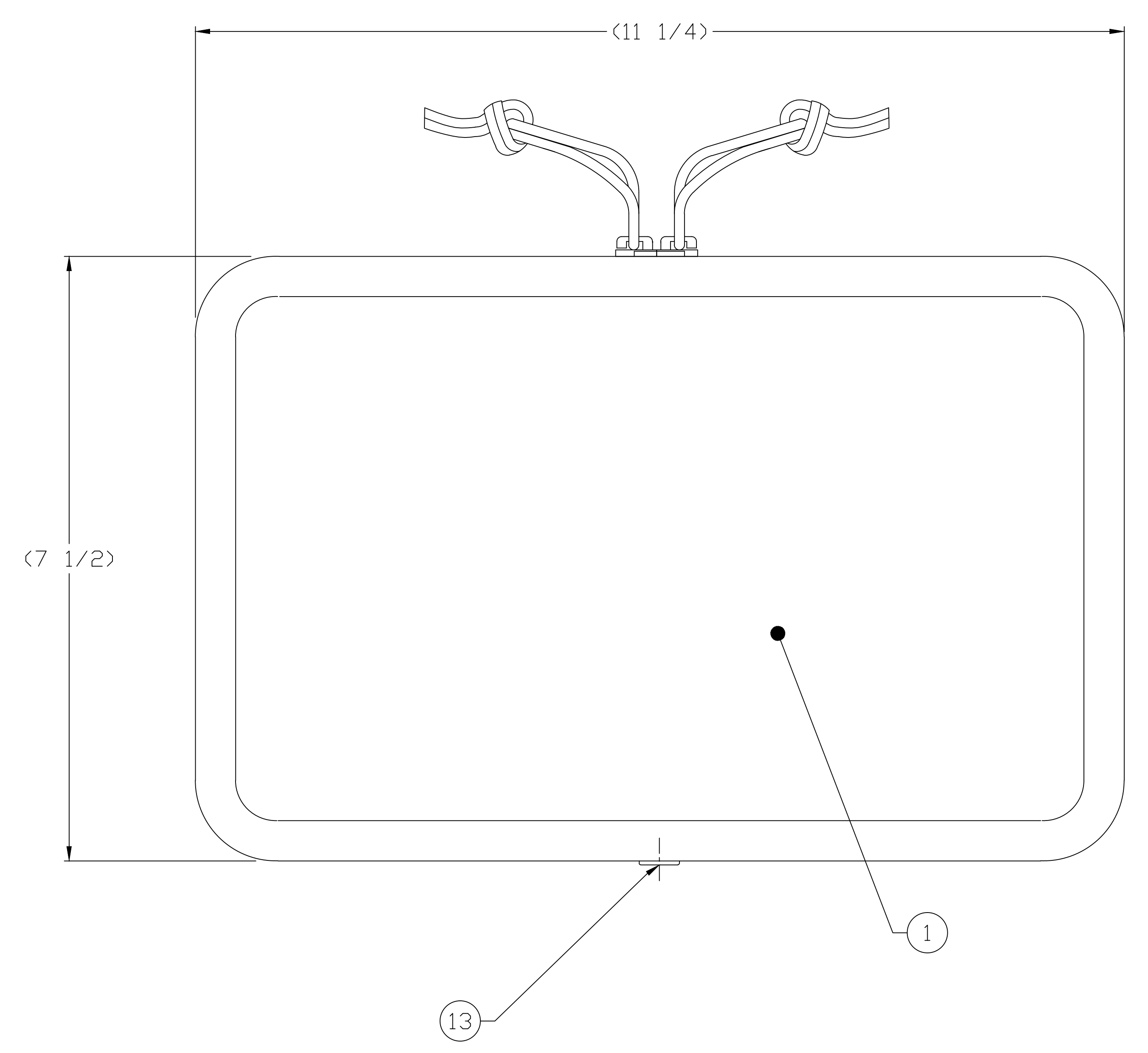
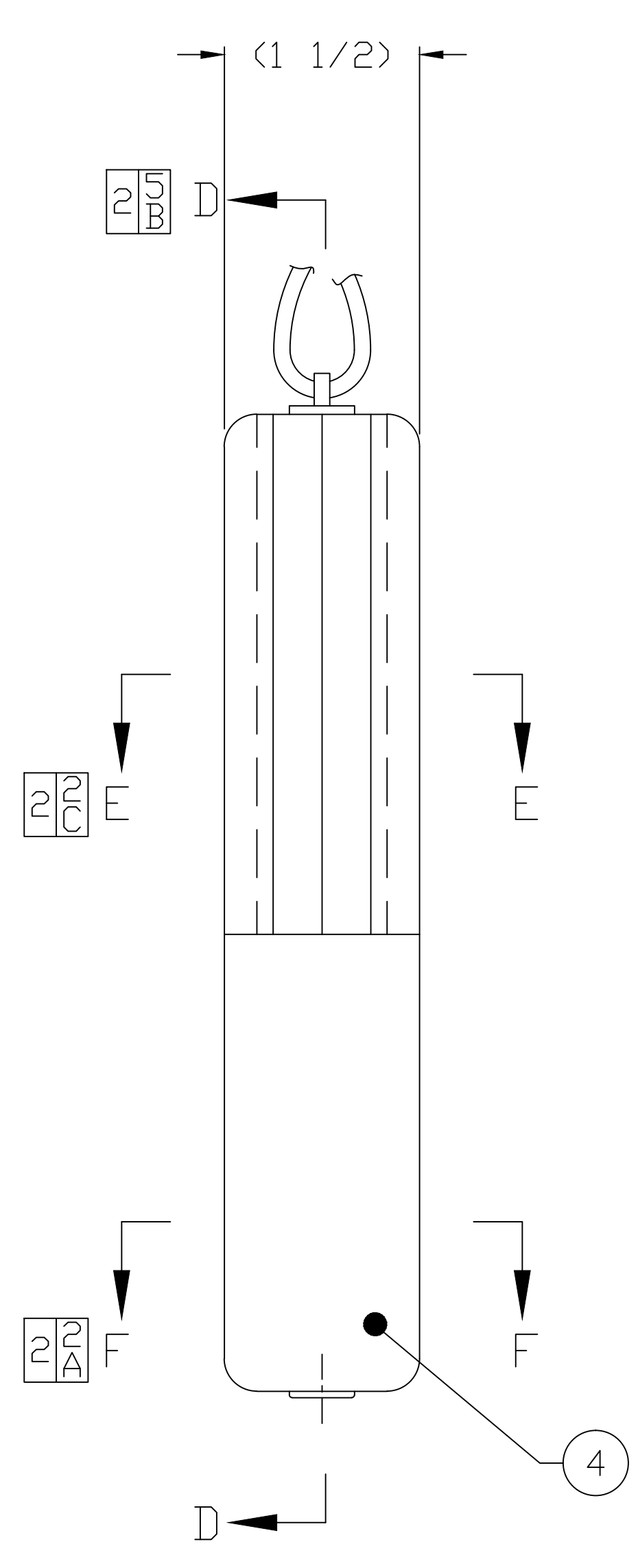
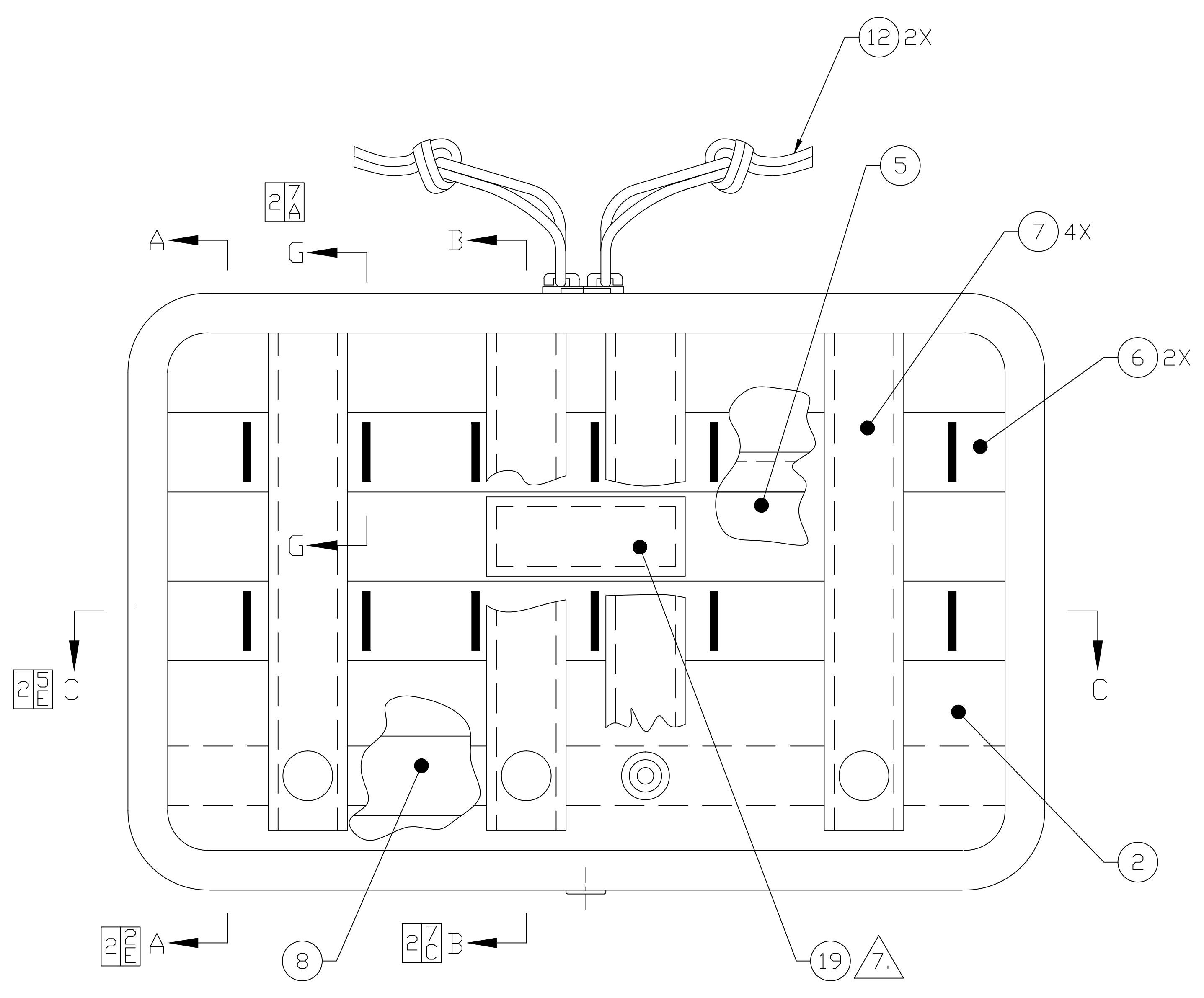
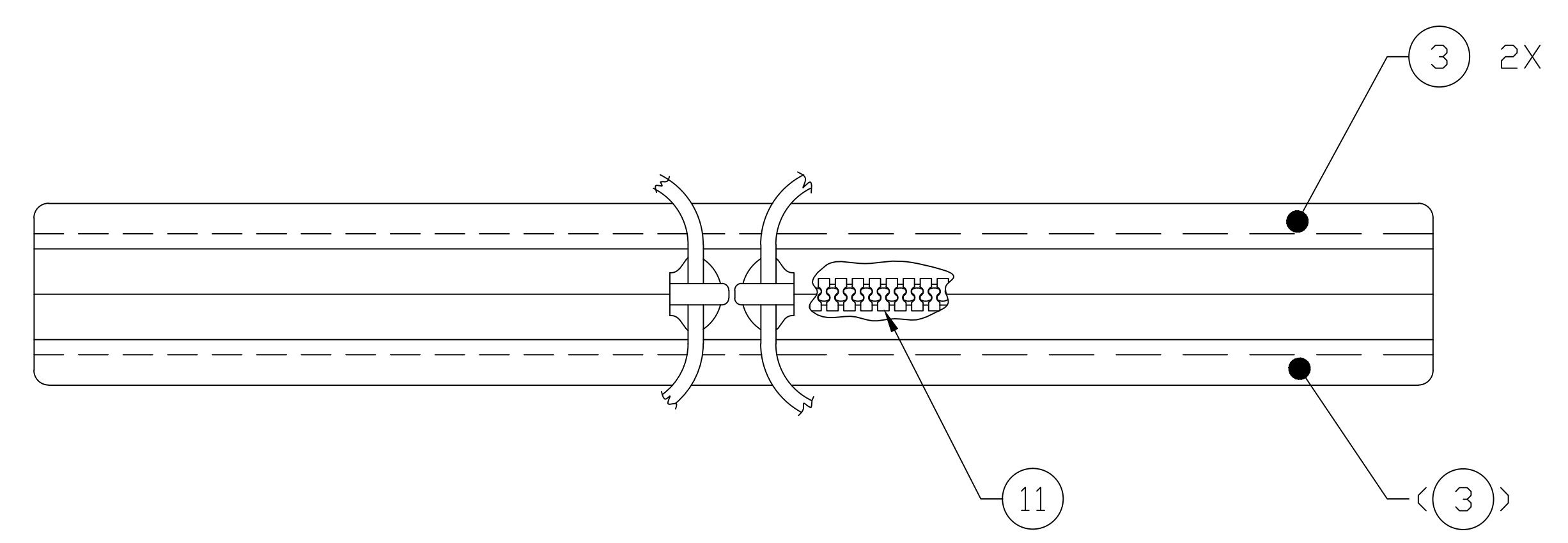
NOTES:

1. WORKMANSHIP, CONSTRUCTION, STITCHING AND QUALITY ASSURANCE PROVISIONS SHALL CONFORM TO DETAIL SPECIFICATION SYSTEM SPECIFICATION FOR THE FAMILY OF IMPROVED LOAD BEARING EQUIPMENT.
2. ALL STITCHING SHALL BE BACKSTITCHED NOT LESS THAN 1/2 INCH UNLESS TURNED UNDER BY A HEM OR HELD BY OTHER STITCHING.
3. ALL STITCHING TO BE 1/8 INCH FROM EDGE OR APART, UNLESS OTHERWISE SPECIFIED.
4. UNLESS OTHERWISE SPECIFIED ALL FOLDS, HEMS, AND TURN UNDERS SHALL BE 3/8".

5. UNLESS OTHERWISE SPECIFIED, TOLERANCES SHALL BE AS FOLLOWS:
 1/8 INCH OR MORE BUT LESS THAN 2 INCHES --- ±1/16
 2 INCHES OR MORE BUT LESS THAN 10 INCHES -- ±1/8
 10 INCHES OR MORE BUT LESS THAN 36 INCHES - ±1/4
 36 INCHES OR MORE ----- ±3/8

6. SEAR ALL ENDS OF WEBBING AND TAPE TO PREVENT FRAYING. AVOID FORMING SHARP EDGES.

7. LOCATE FN 19, LABEL, APPROXIMATELY AS SHOWN.



-1

SEE SEPARATE PARTS LIST

DISTRIBUTION STATEMENT A
 THIS DOCUMENT IS APPROVED FOR PUBLIC RELEASE; DISTRIBUTION IS UNLIMITED.

| | | | | | |
|--|---|-------------|---|--------------------------|-------------|
| UNLESS OTHERWISE SPECIFIED DIMENSIONS ARE IN INCHES | | TOLERANCES: | | DATE 11-05-18 | |
| ANGLES | ± | ± | 5 | DRAWN BY | E. TAMSKY |
| FRACTIONS | ± | ± | | CHECKED | K. VARNEY |
| 2 PLACE DIM | ± | ± | | PROJ DFCR | T. SCOTT |
| 3 PLACE DIM | ± | ± | | APPROVED | K. RYAN |
| INTERPRET THIS DRAWING IN ACCORDANCE WITH ASME Y14.100 | | | | APPROVAL DESIGN ACTIVITY | |
| REVISION STATUS OF SHEETS | | | | J. CONNOR | |
| A | B | REVISION | | APPLICABLE SPEC | |
| 2 | 1 | SHEET | | - | |
| NEXT ASSY USED ON APPLICATION | | | | - | |
| | | | | SIZE/CAGE | DRAWING NO. |
| | | | | E 81337 | 2-6-0889 |
| | | | | SCALE: 1/1 | UNIT WT. |
| | | | | SHEET 1 OF 2 | |

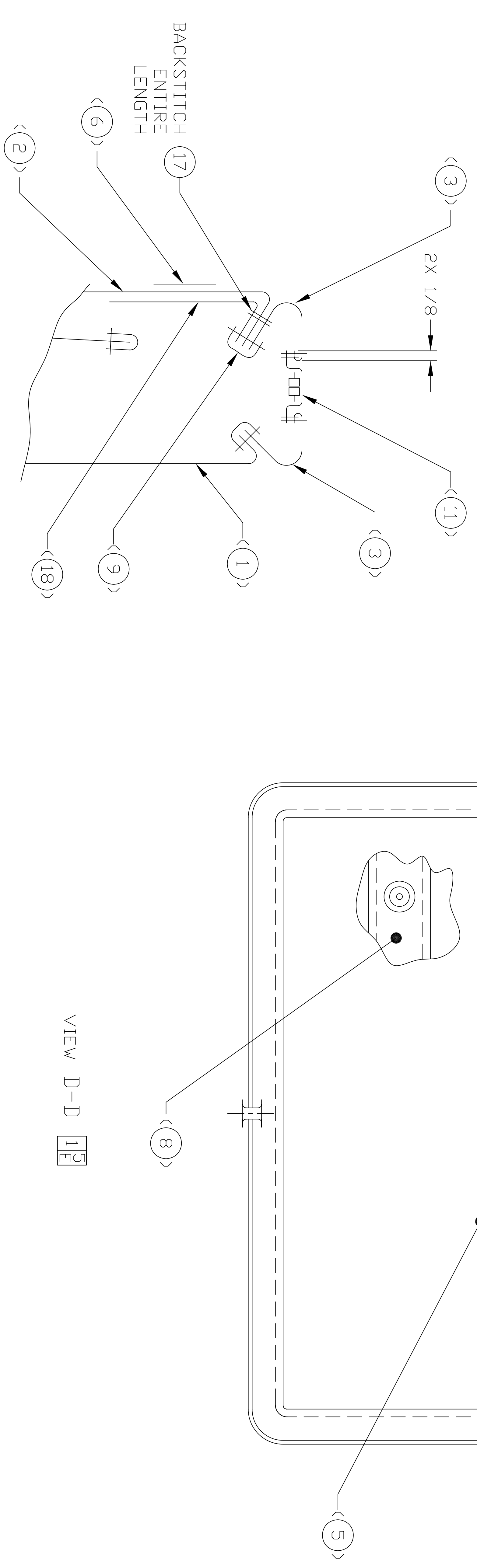
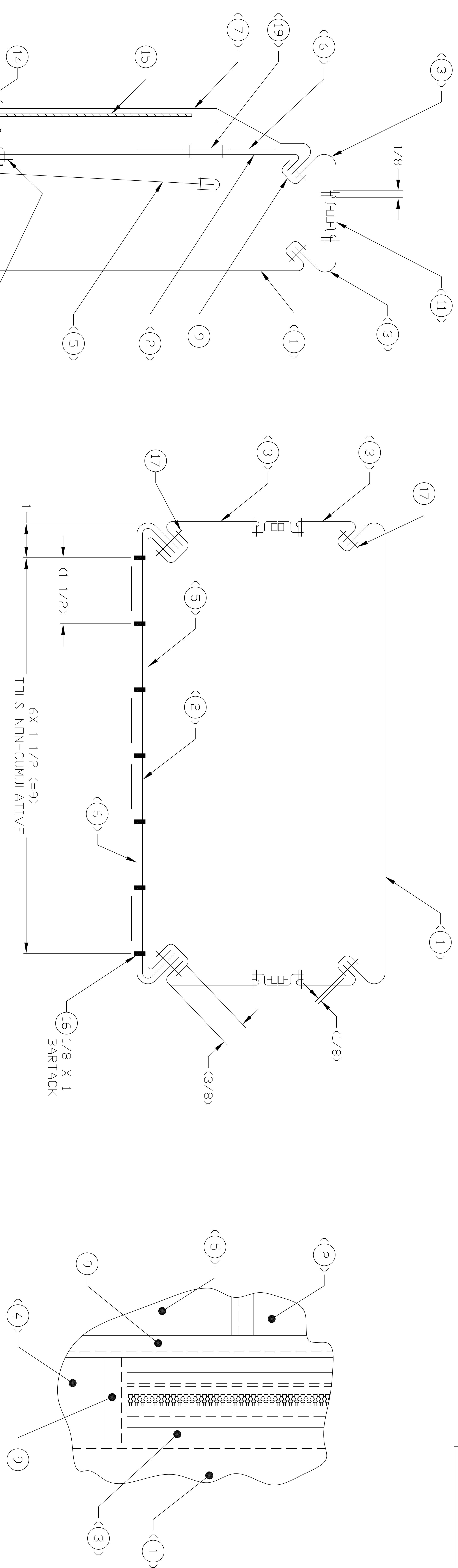
U.S. ARMY NATICK SOLDIER RESEARCH, DEVELOPMENT & ENGINEERING CENTER
 KANSAS STREET, NATICK MA. 01760-5056

ASSAULT POUCH, ASSEMBLY, USMC PACK

SCALE: 1/1 UNIT WT. SHEET 1 OF 2

| REVISIONS | | PROJ. DEGR. | APP'D. | DATE |
|-----------|---------------------------------|-------------|--------|----------|
| ZONE 118 | DESCRIPTION | | | |
| A | INITIAL RELEASE PER DR-S-010-11 | T.S. | T.S. | 11-05-20 |
| A | REVISED PER DR-S-022-11 | T.S. | T.S. | 11-10-11 |

THIS DRAWING HAS BEEN GENERATED AND IS MAINTAINED BY A CAD SYSTEM. CHANGES SHALL ONLY BE INCORPORATED AS DIRECTED BY THE DESIGN ACTIVITY.



DISTRIBUTION STATEMENT A
THIS DOCUMENT IS APPROVED FOR PUBLIC RELEASE; DISTRIBUTION IS UNLIMITED.

SIZE/CAGE DRAWING NO.
E 81337 2-6-0889
SCALE: 1:1 UNIT: IN. SHEET 2

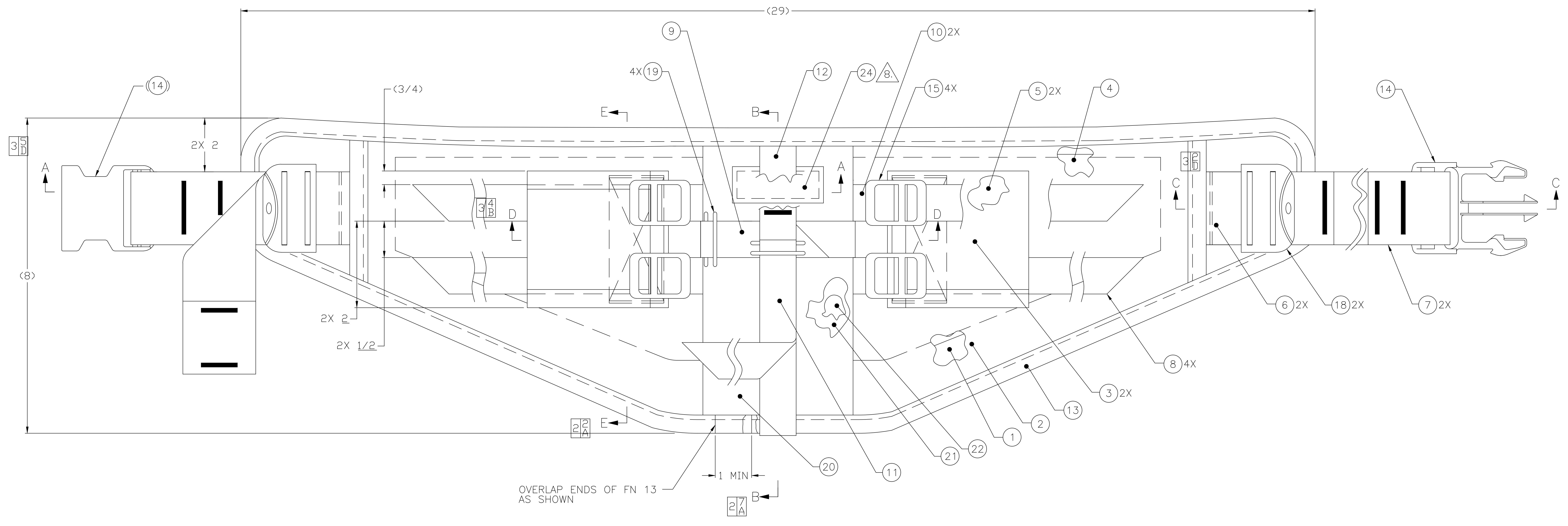
| REVISIONS | | | | |
|-----------|---------------------------------|----------|-------|----------|
| ZONE/LTR | DESCRIPTION | PRJ DFGR | APVD | DATE |
| - | INITIAL RELEASE PER DR-S-010-11 | T. S. | T. S. | 11-05-20 |
| A | REVISED PER DR-S-022-11 | T. S. | T. S. | 11-10-11 |
| B | REVISED PER DR-S-005-16 | T. S. | T. S. | 16-03-25 |

THIS DRAWING HAS BEEN GENERATED AND IS MAINTAINED BY A CAD SYSTEM. CHANGES SHALL ONLY BE INCORPORATED AS DIRECTED BY THE DESIGN ACTIVITY.

NOTES:

1. WORKMANSHIP, CONSTRUCTION, STITCHING AND QUALITY ASSURANCE PROVISIONS SHALL CONFORM TO DETAIL SPECIFICATION: SYSTEM SPECIFICATION FOR THE FAMILY OF IMPROVED LOAD BEARING EQUIPMENT.
2. TO BE STITCHED TWICE IN SAME SPOT, STITCH SHOWN OFFSET FOR CLARITY ONLY.
3. ALL STITCHING SHALL BE BACKSTITCHED NOT LESS THAN 1/2 INCH UNLESS TURNED UNDER BY A HEM OR HELD BY OTHER STITCHING.
4. ALL STITCHING TO BE 1/8 INCH FROM EDGE OR APART, UNLESS OTHERWISE SPECIFIED.

5. UNLESS OTHERWISE SPECIFIED, TOLERANCES SHALL BE AS FOLLOWS:
 1/8 INCH OR MORE BUT LESS THAN 2 INCHES --- ±1/16
 2 INCHES OR MORE BUT LESS THAN 10 INCHES -- ±1/8
 10 INCHES OR MORE BUT LESS THAN 36 INCHES - ±1/4
 36 INCHES OR MORE ----- ±3/8
6. SEAR ALL ENDS OF WEBBING AND TAPE TO PREVENT FRAYING. AVOID FORMING SHARP EDGES.
7. UNLESS OTHERWISE SPECIFIED ALL FOLDS, HEMS, AND TURN UNDERS SHALL BE 3/8".
8. LOCATE FN 24, LABEL, APPROXIMATELY AS SHOWN.
9. FN 23, WEBBING, THAT IS FOLDED AND SEWN INTO BOTTOM OF HIP BELT TO BE FOLDED AND BACKSTITCHED AT ENDS ON TO FN 13, BINDING TAPE. BACKSTITCHES TO BE 1 1/4 LONG



-1
OUTSIDE VIEW

SEE SEPARATE PARTS LIST

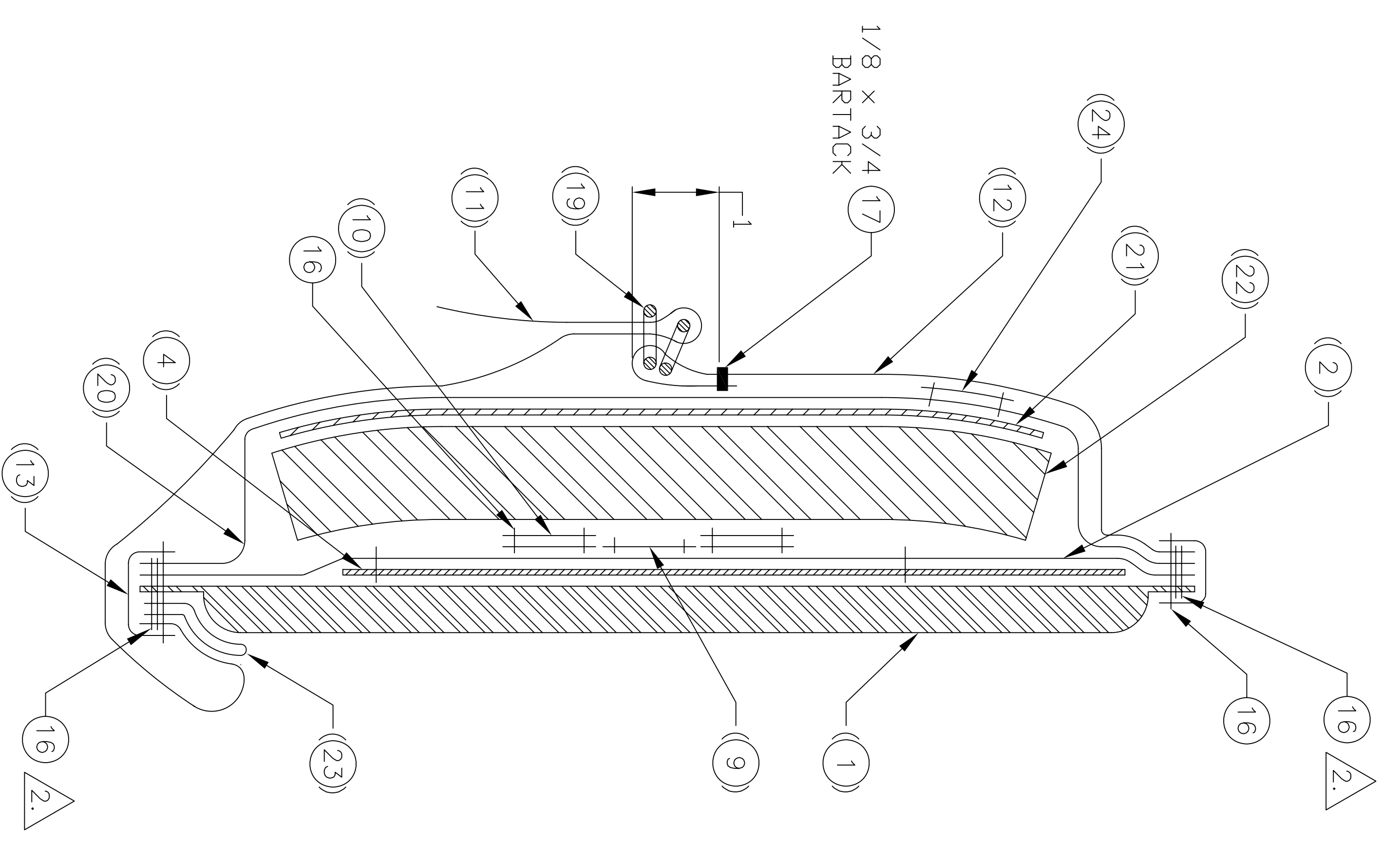
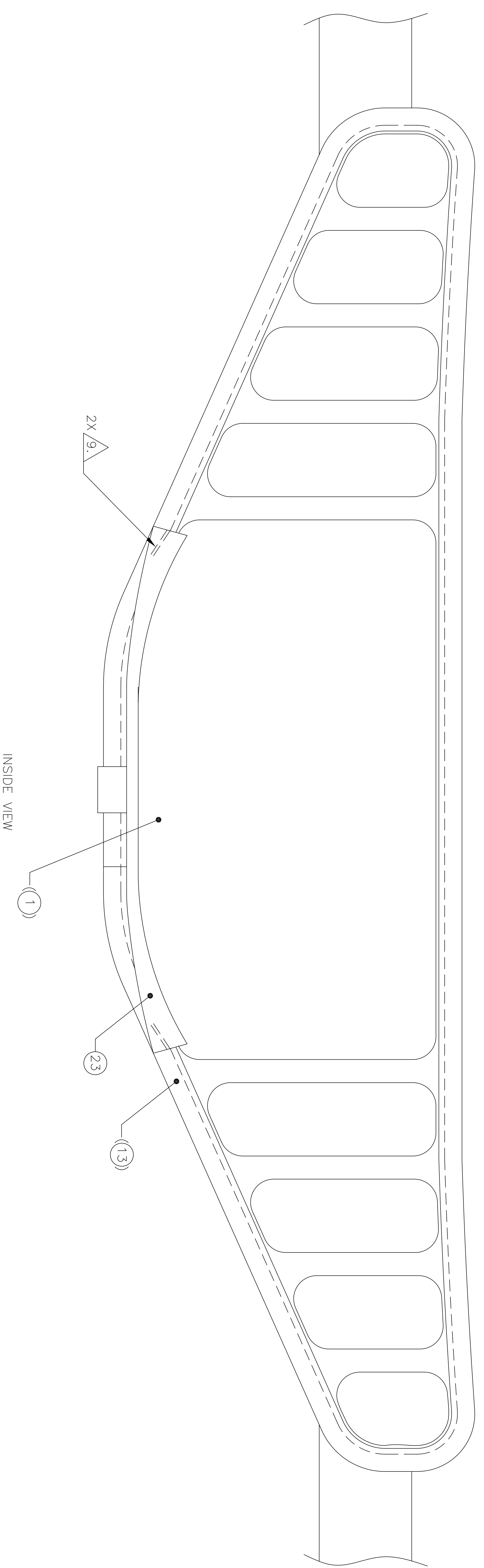
DISTRIBUTION STATEMENT A
THIS DOCUMENT IS APPROVED FOR PUBLIC RELEASE; DISTRIBUTION IS UNLIMITED.

| | | | | | | | |
|--|---|-------------|----------|-------------------------------|-----------|--|----------|
| UNLESS OTHERWISE SPECIFIED DIMENSIONS ARE IN INCHES | | TOLERANCES: | | DATE 11-05-01 | | U.S. ARMY NATICK SOLDIER RESEARCH, DEVELOPMENT & ENGINEERING CENTER KANSAS STREET, NATICK MA. 01760-5056 | |
| ANGLES | ± | ANGLES | ± | DRAWN BY | E. TAMSKY | HIP BELT ASSEMBLY, USMC PACK | |
| FRACTIONS | ± | FRACTIONS | ± | CHECKED | F. W. K. | SIZE | E 81337 |
| 2 PLACE DIM | ± | 2 PLACE DIM | ± | PROJ DFGR | T. SCOTT | DRAWING NO. | 2-6-0890 |
| 3 PLACE DIM | ± | 3 PLACE DIM | ± | APPROVED | K. RYAN | SCALE: 1/1 | UNIT WT. |
| INTERPRET THIS DRAWING IN ACCORDANCE WITH ASME Y14.100 | | | | APPROVAL DESIGN ACTIVITY | | J. CONNOR | |
| REVISION STATUS OF SHEETS | | | | NEXT ASSY USED ON APPLICATION | | APPLICABLE SPEC | |
| A | A | B | REVISION | | | | |
| 3 | 2 | 1 | SHEET | | | | |
| | | | | SCALE: 1/1 | | SHEET 1 OF 3 | |

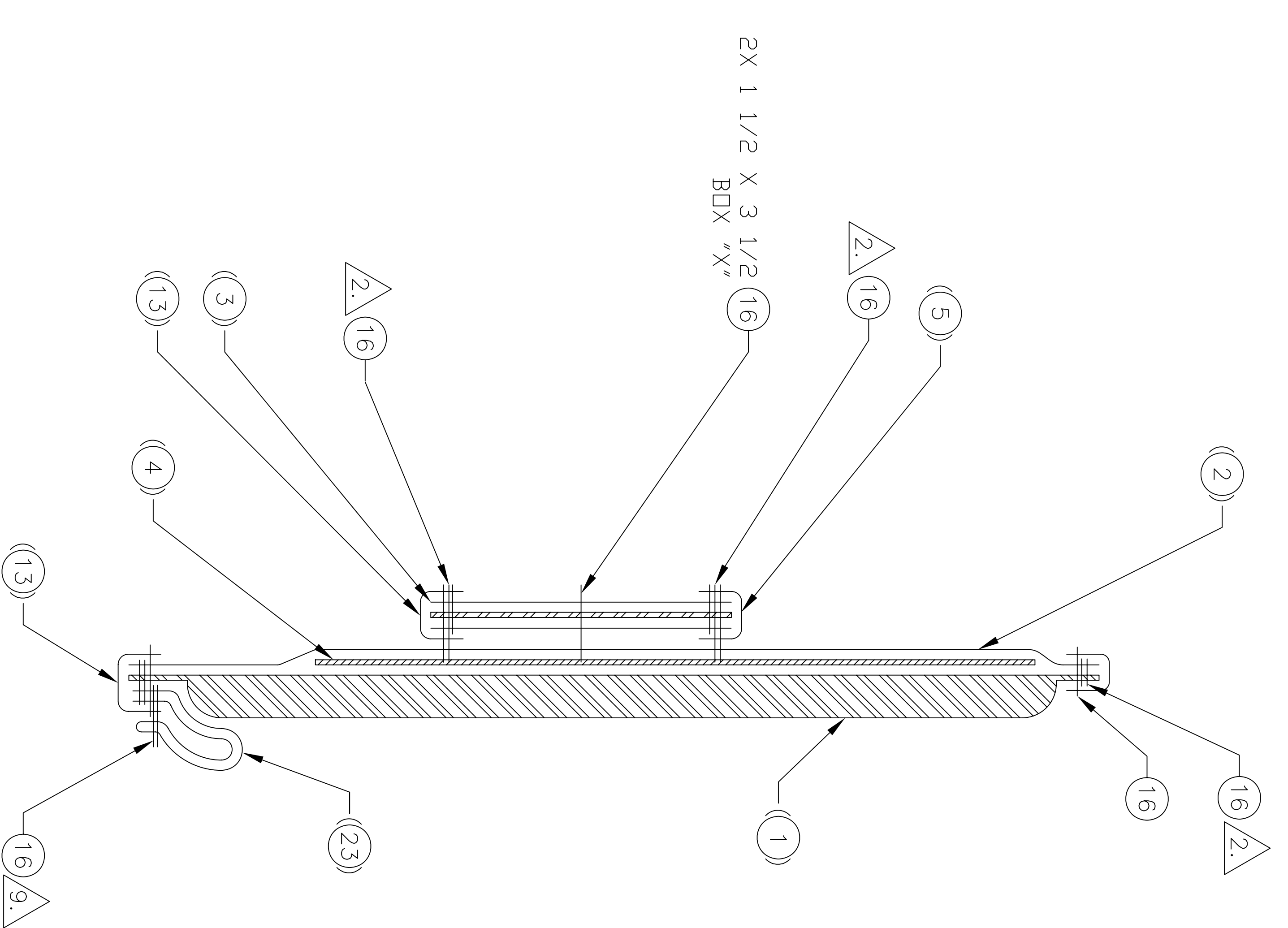
0680-2-6-0890 1

| REVISIONS | | PROJ. DEGR. | ABVD | DATE |
|-----------|---------------------------------|-------------|------|----------|
| ZONE 118 | DESCRIPTION | | | |
| 1 | INITIAL RELEASE PER DR-S-010-11 | T.S. | T.S. | 11-05-20 |
| A | REVISED PER DR-S-022-11 | T.S. | T.S. | 11-10-11 |

THIS DRAWING HAS BEEN GENERATED AND IS MAINTAINED BY A CAD SYSTEM. CHANGES SHALL ONLY BE INCORPORATED AS DIRECTED BY THE DESIGN ACTIVITY.



SECTION B-B 15



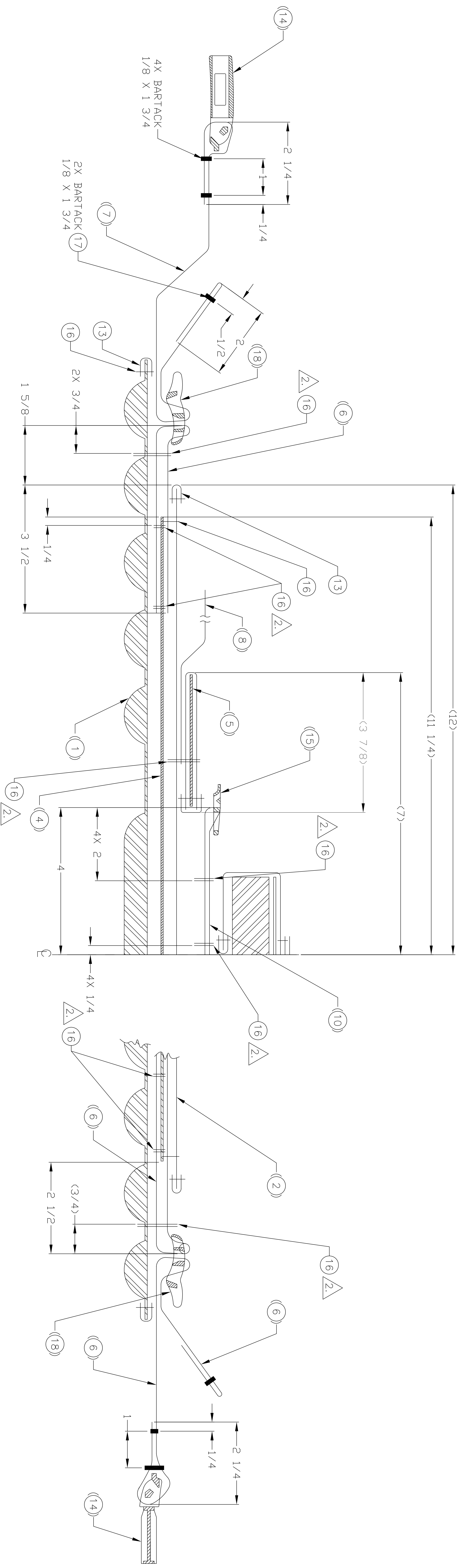
SECTION E-E 16

DISTRIBUTION STATEMENT A
THIS DOCUMENT IS APPROVED FOR PUBLIC RELEASE; DISTRIBUTION IS UNLIMITED.

SIZE/SCALE DRAWING NO.
E 81337 2-6-0890
SCALE: 1:1 UNIT: IN. SHEET 2

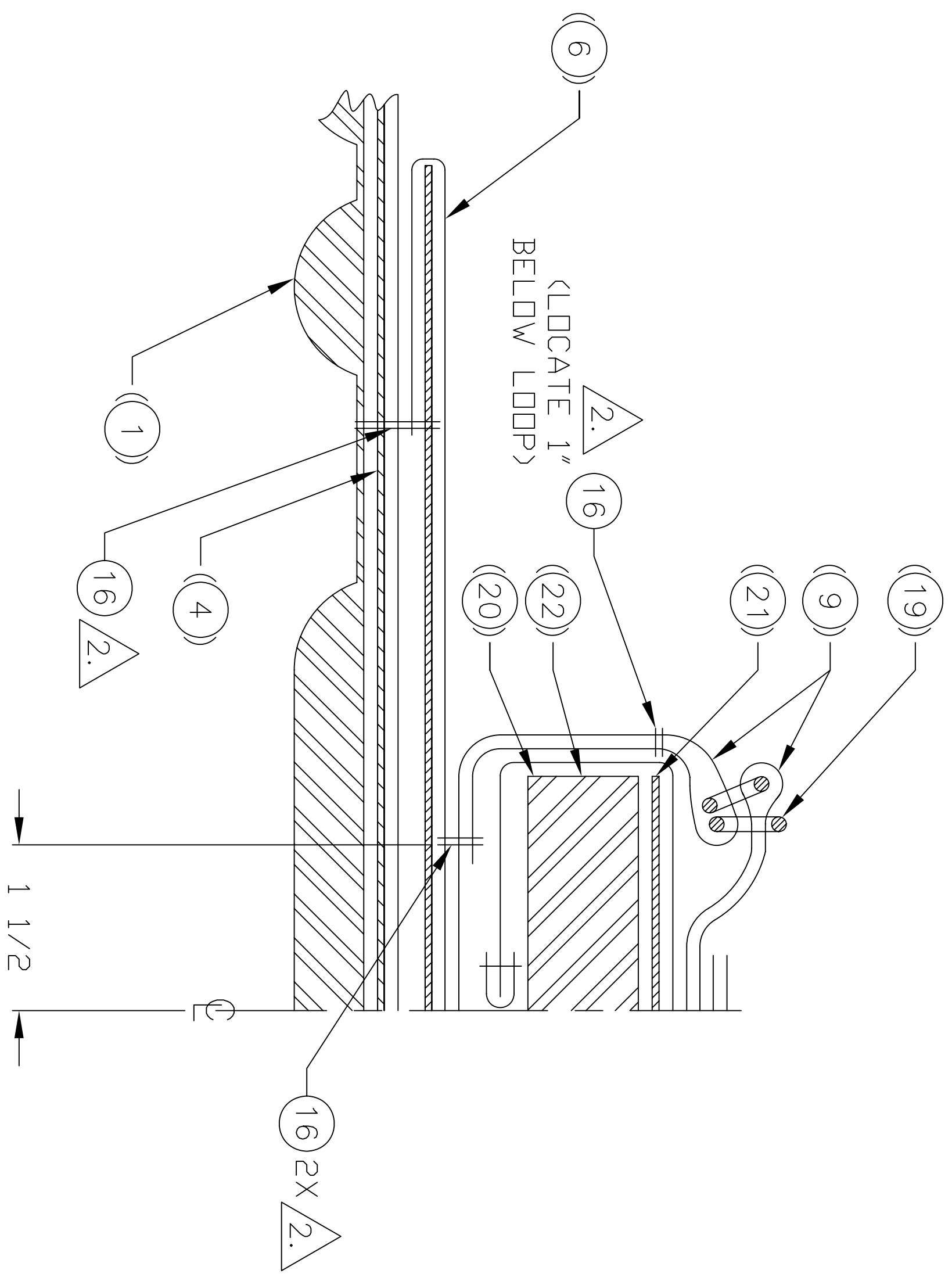
| ZONE/ITER | DESCRIPTION | PREP'D | DESGN | APP'D | DATE |
|-----------|---------------------------------|--------|-------|-------|----------|
| - | INITIAL RELEASE PER DR-S-010-11 | T.S. | T.S. | T.S. | 11-09-20 |
| A | REVISED PER DR-S-022-11 | T.S. | T.S. | T.S. | 11-10-11 |

THIS DRAWING HAS BEEN GENERATED AND IS MAINTAINED BY A CAD SYSTEM. CHANGES SHALL ONLY BE INCORPORATED AS DIRECTED BY THE DESIGN ACTIVITY.



SECTION A-A 1/8

SECTION C-C 1/8



SECTION D-D 1/8

THIS DOCUMENT IS APPROVED FOR PUBLIC RELEASE; DISTRIBUTION IS UNLIMITED.

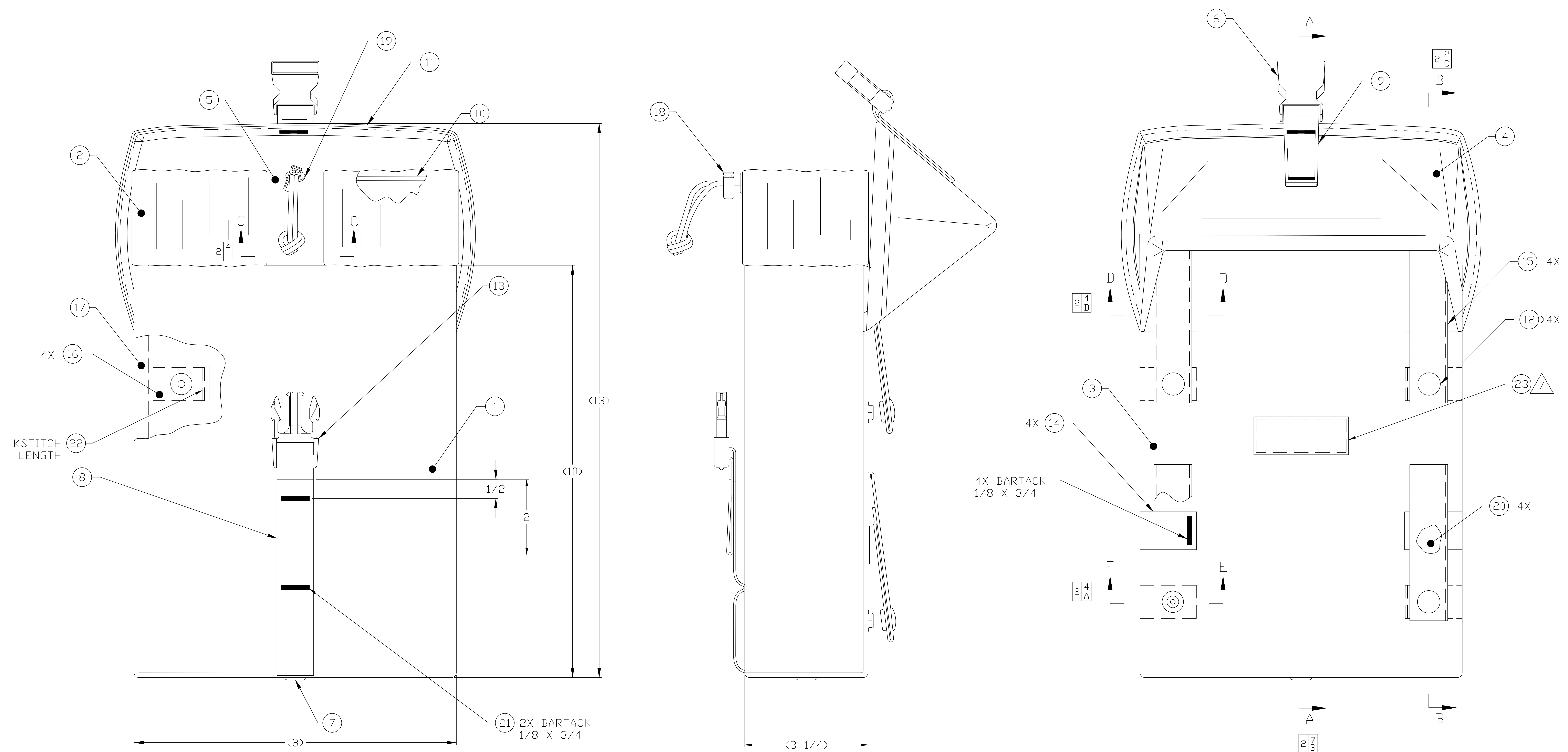
SIZE/SCALE DRAWING NO.
E 81337 2-6-0890
SCALE: 1:1 UNIT: WT. SHEET: 3

| REVISIONS | | | | |
|-----------|---------------------------------|-----------|-------|----------|
| ZONE/LTR | DESCRIPTION | PRJ DFCTR | APVD | DATE |
| - | INITIAL RELEASE PER DR-S-010-11 | T. S. | T. S. | 11-05-20 |
| A | REVISED PER DR-S-022-11 | T. S. | T. S. | 11-10-11 |
| B | REVISED PER DR-S-005-16 | T. S. | T. S. | 16-03-25 |

THIS DRAWING HAS BEEN GENERATED AND IS MAINTAINED BY A CAD SYSTEM. CHANGES SHALL ONLY BE INCORPORATED AS DIRECTED BY THE DESIGN ACTIVITY.

NOTES:

1. WORKMANSHIP, CONSTRUCTION, STITCHING AND QUALITY ASSURANCE PROVISIONS SHALL CONFORM TO DETAIL SPECIFICATION SYSTEM SPECIFICATION FOR THE FAMILY OF IMPROVED LOAD BEARING EQUIPMENT.
2. UNLESS OTHERWISE SPECIFIED ALL FOLDS, HEMS, AND TURN UNDERS SHALL BE 3/8".
3. ALL STITCHING SHALL BE BACKSTITCHED NOT LESS THAN 1/2 INCH UNLESS TURNED UNDER BY A HEM OR HELD BY OTHER STITCHING.
4. ALL STITCHING TO BE 1/8 INCH FROM EDGE OR APART, UNLESS OTHERWISE SPECIFIED.
5. UNLESS OTHERWISE SPECIFIED, TOLERANCES SHALL BE AS FOLLOWS:
 1/8 INCH OR MORE BUT LESS THAN 2 INCHES --- ±1/16
 2 INCHES OR MORE BUT LESS THAN 10 INCHES -- ±1/8
 10 INCHES OR MORE BUT LESS THAN 36 INCHES - ±1/4
 36 INCHES OR MORE ----- ±3/8
6. SEAR ALL ENDS OF WEBBING AND TAPE TO PREVENT FRAYING. AVOID FORMING SHARP EDGES.
7. LOCATE FN 23, LABEL, APPROXIMATELY AS SHOWN.



-1

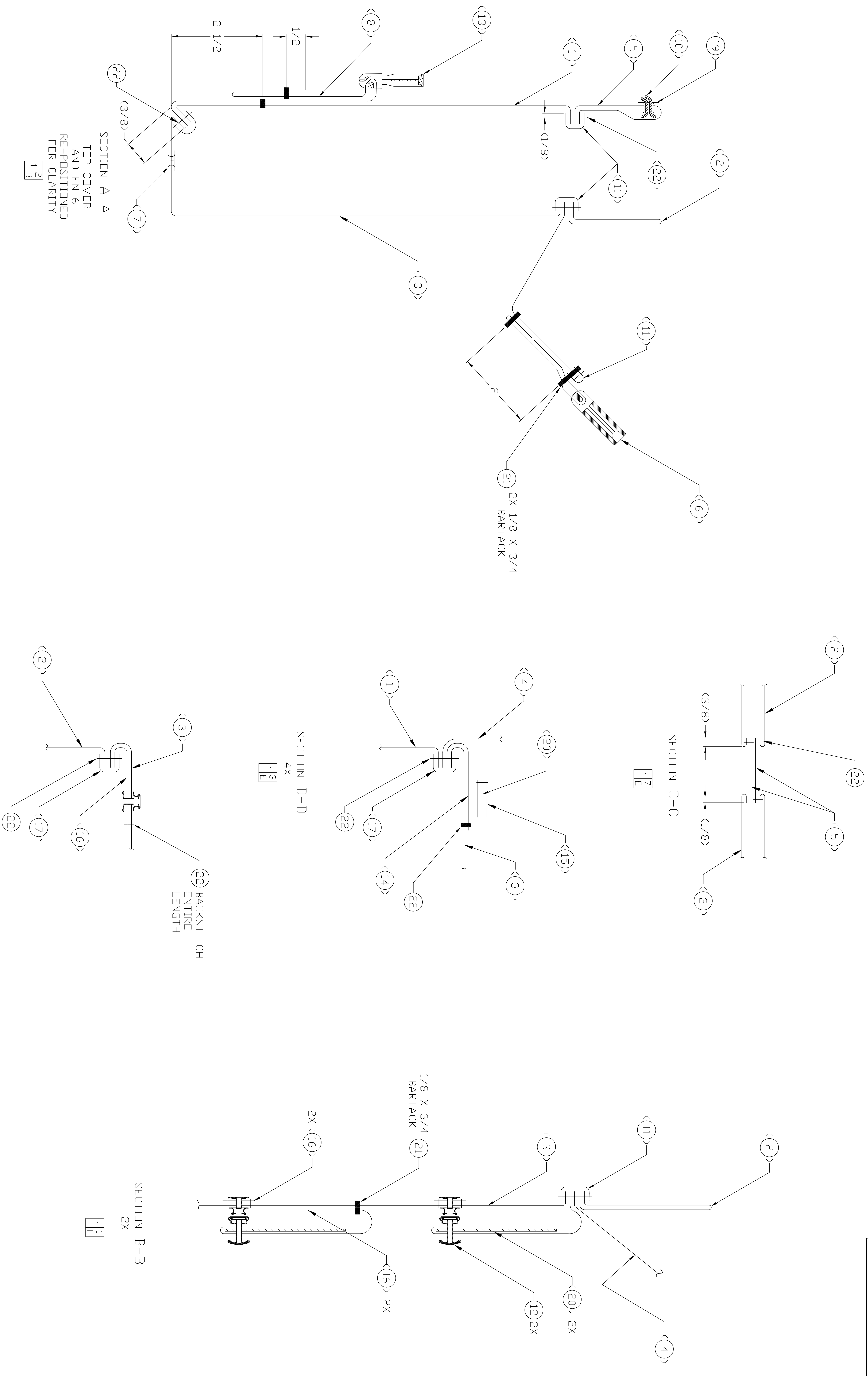
SEE SEPARATE PARTS LIST

DISTRIBUTION STATEMENT A
THIS DOCUMENT IS APPROVED FOR PUBLIC RELEASE; DISTRIBUTION IS UNLIMITED.

| | | | | | |
|--|--|---|--|---|--|
| UNLESS OTHERWISE SPECIFIED DIMENSIONS ARE IN INCHES TOLERANCES: ANGLES ± FRACTIONS ± 2 PLACE DIM ± 3 PLACE DIM ± | | DATE 11-05-20 DRAWN BY K. VARNEY CHECKED F. W. K. PROJ DFCTR T. SCOTT APPROVED K. RYAN J. CONNOR | | U.S. ARMY NATICK SOLDIER RESEARCH, DEVELOPMENT & ENGINEERING CENTER KANSAS STREET, NATICK MA. 01760-5056 SUSTAINMENT POUCH ASSEMBLY, USMC PACK | |
| INTERPRET THIS DRAWING IN ACCORDANCE WITH ASME Y14.100 | | REVISION A B 2 1 | | SHEET 2-6-0891 | |
| REVISION STATUS OF SHEETS | | NEXT ASSY USED ON APPLICATION | | SCALE: 1/1 UNIT WT. SHEET 1 OF 2 | |

| REVISIONS | | PROJ. DEGR. | ABVD | DATE |
|------------|---------------------------------|-------------|-------|----------|
| ZONE 11-11 | DESCRIPTION | T. S. | T. S. | 11-05-20 |
| A | INITIAL RELEASE PER PR-S-010-11 | T. S. | T. S. | 11-10-11 |
| | REVISED PER PR-S-022-11 | T. S. | T. S. | |

THIS DRAWING HAS BEEN GENERATED AND IS MAINTAINED BY A CAD SYSTEM. CHANGES SHALL ONLY BE INCORPORATED AS DIRECTED BY THE DESIGN ACTIVITY.



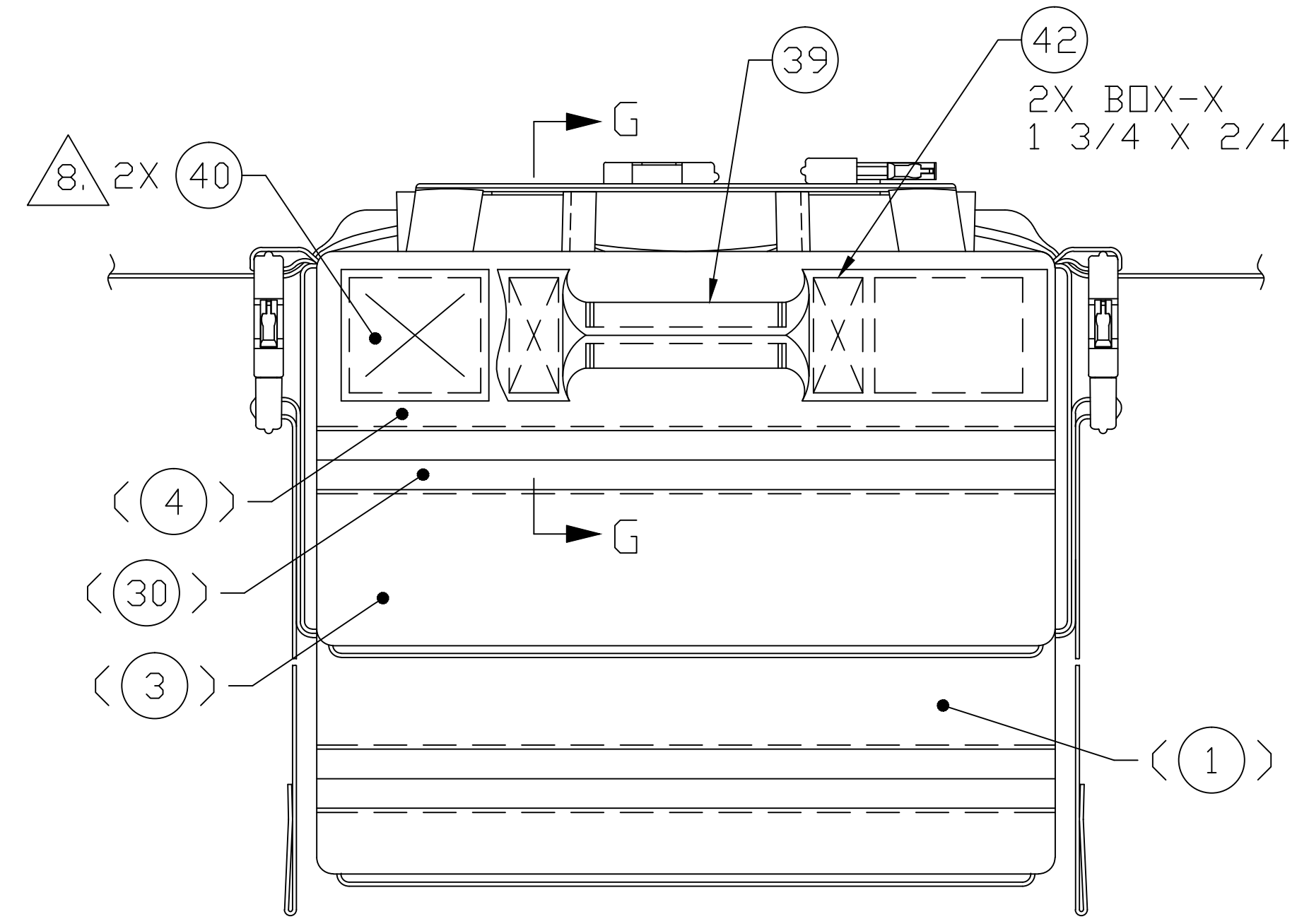
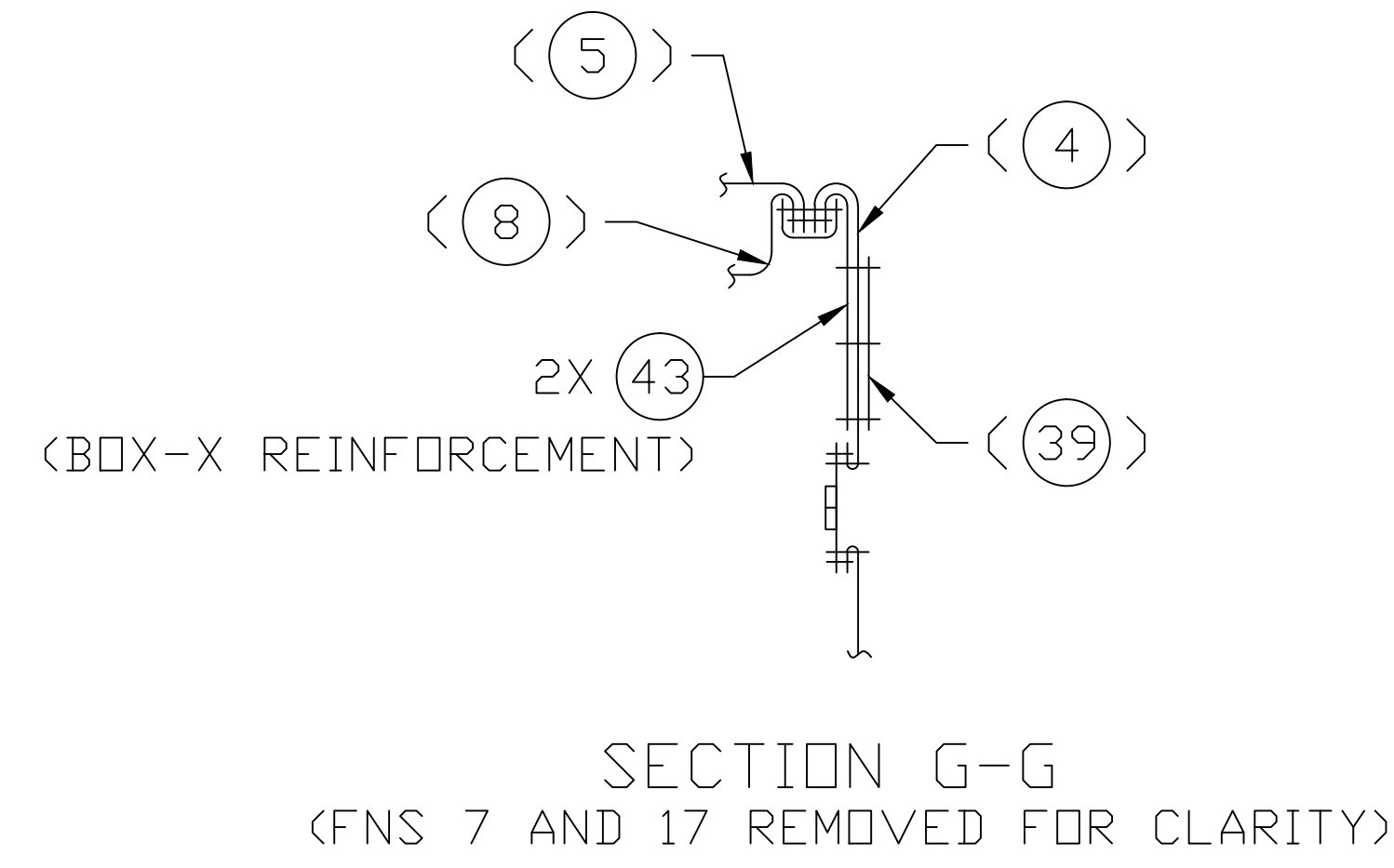
DISTRIBUTION STATEMENT A
THIS DOCUMENT IS APPROVED FOR PUBLIC RELEASE; DISTRIBUTION IS UNLIMITED.

SIZE/SCALE DRAWING NO.
E 81337 2-6-0891
SCALE 1/1 UNIT WT. SHEET 2

PR No. 2-6-0891
Sht 2

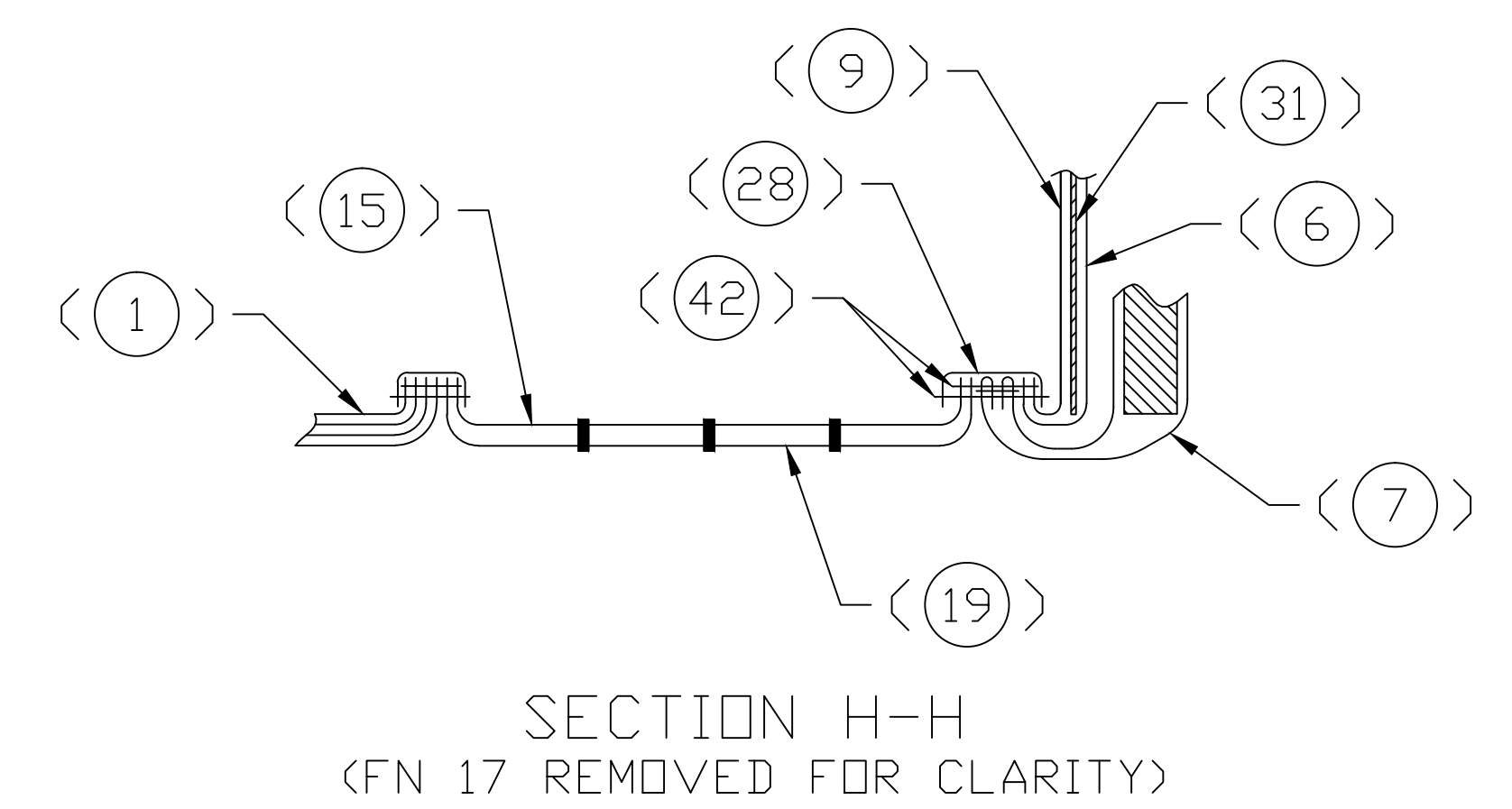
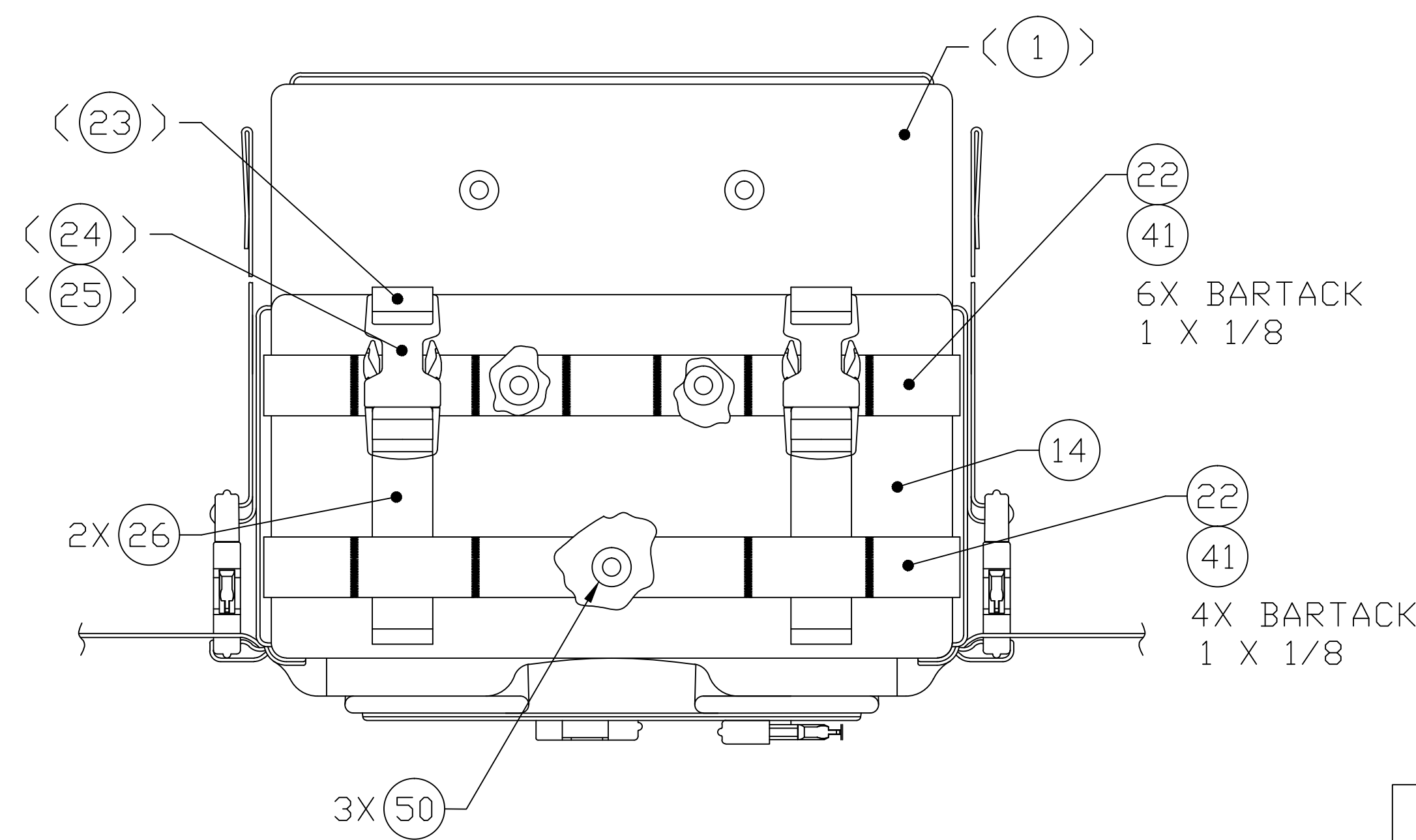
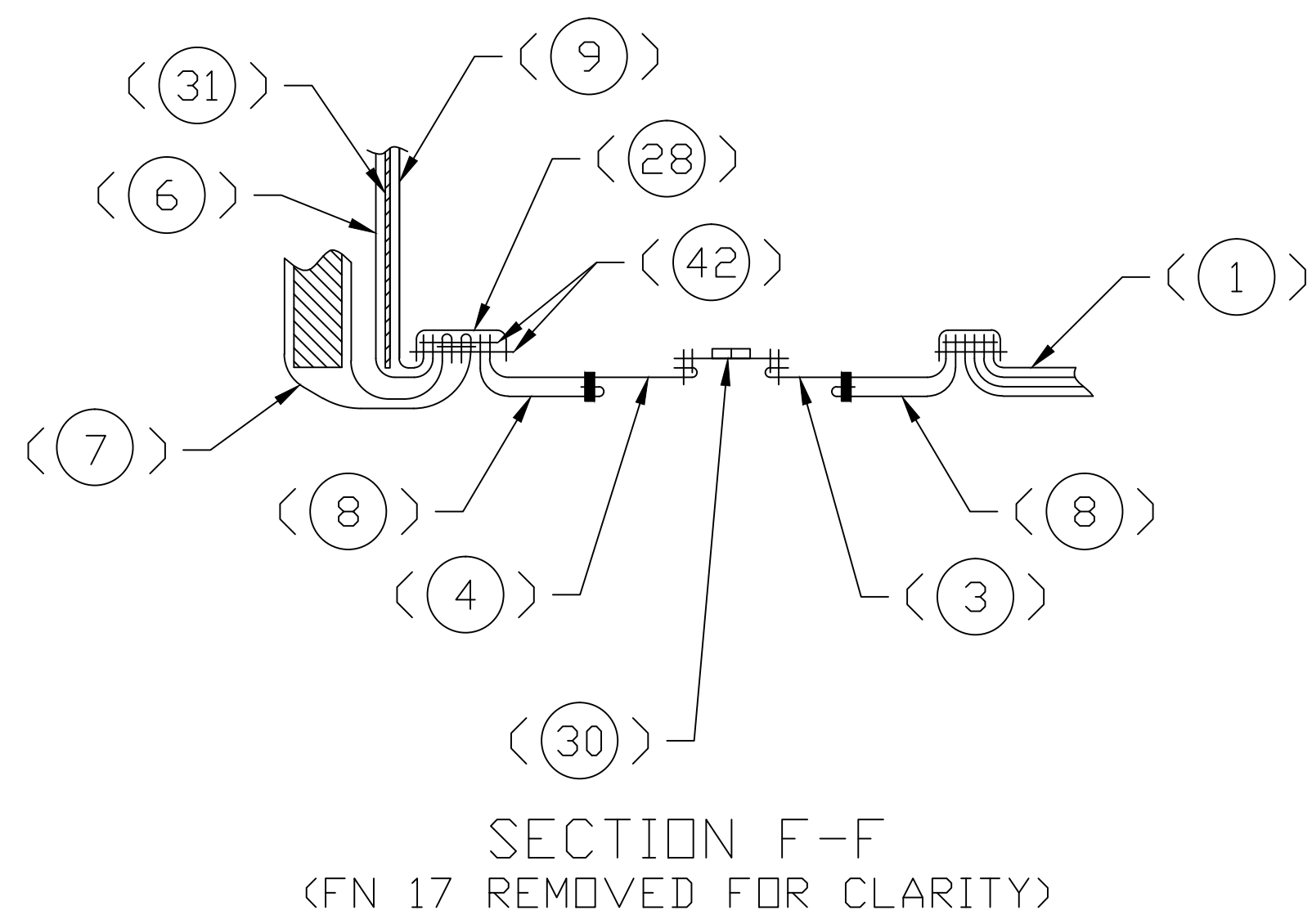
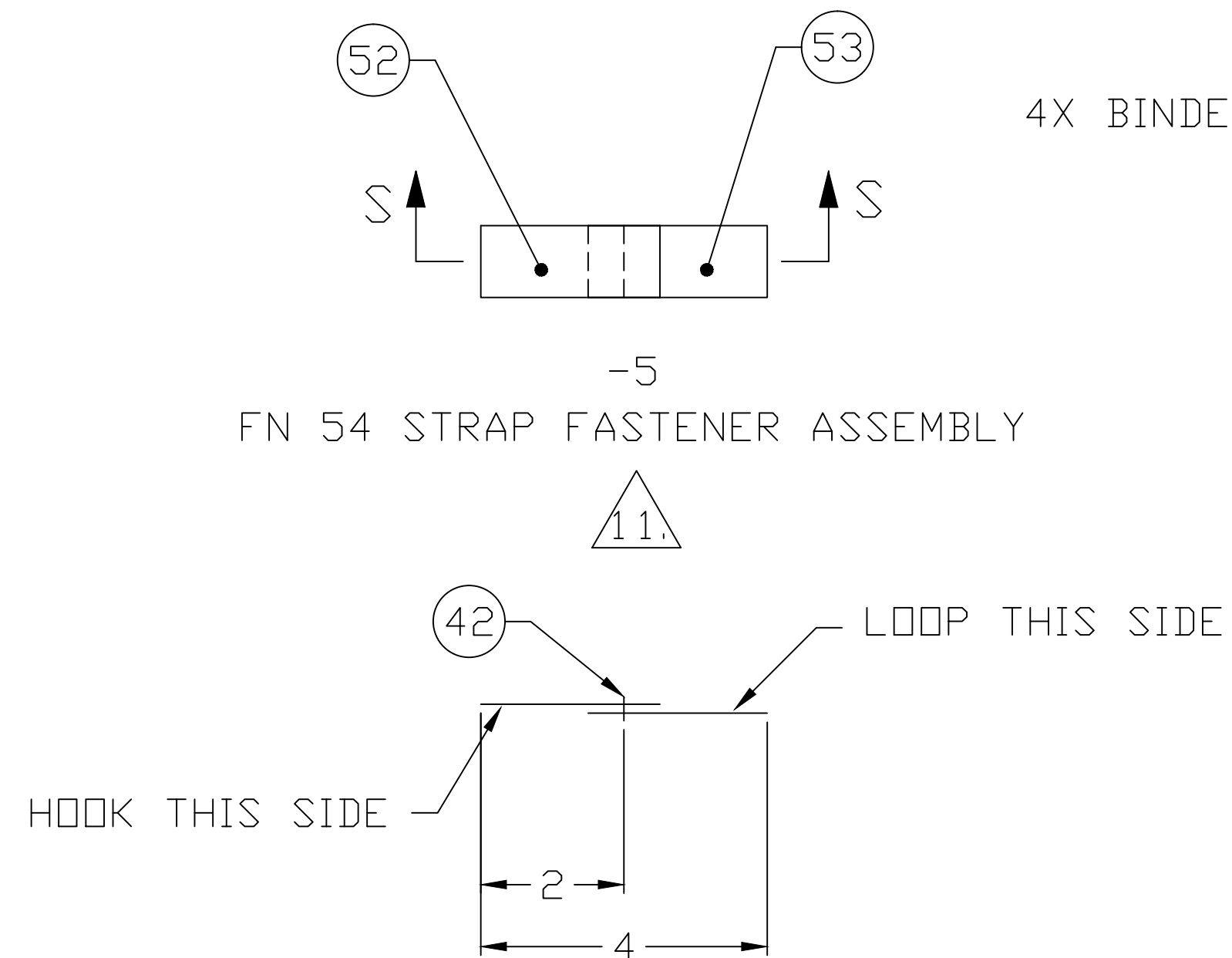
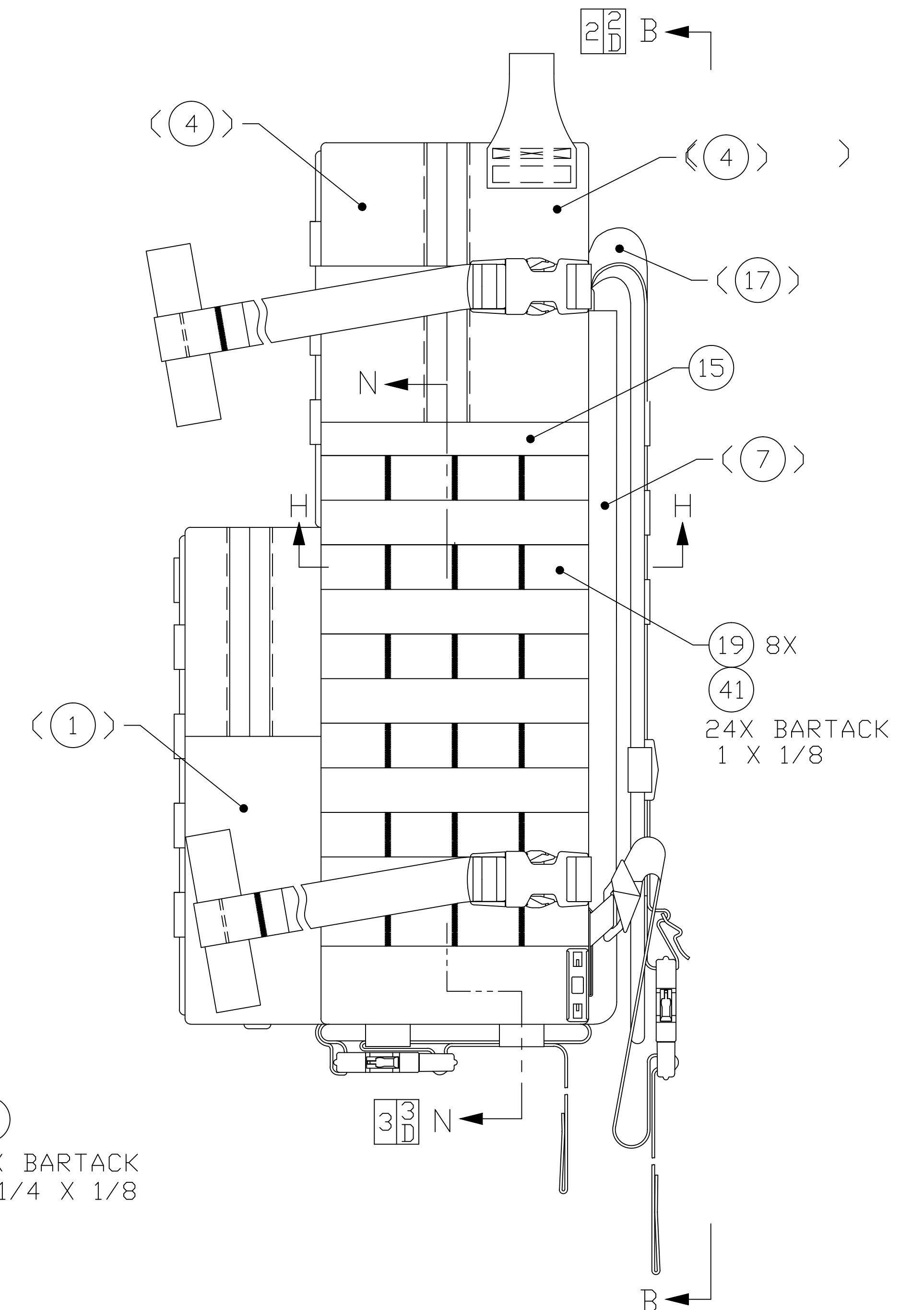
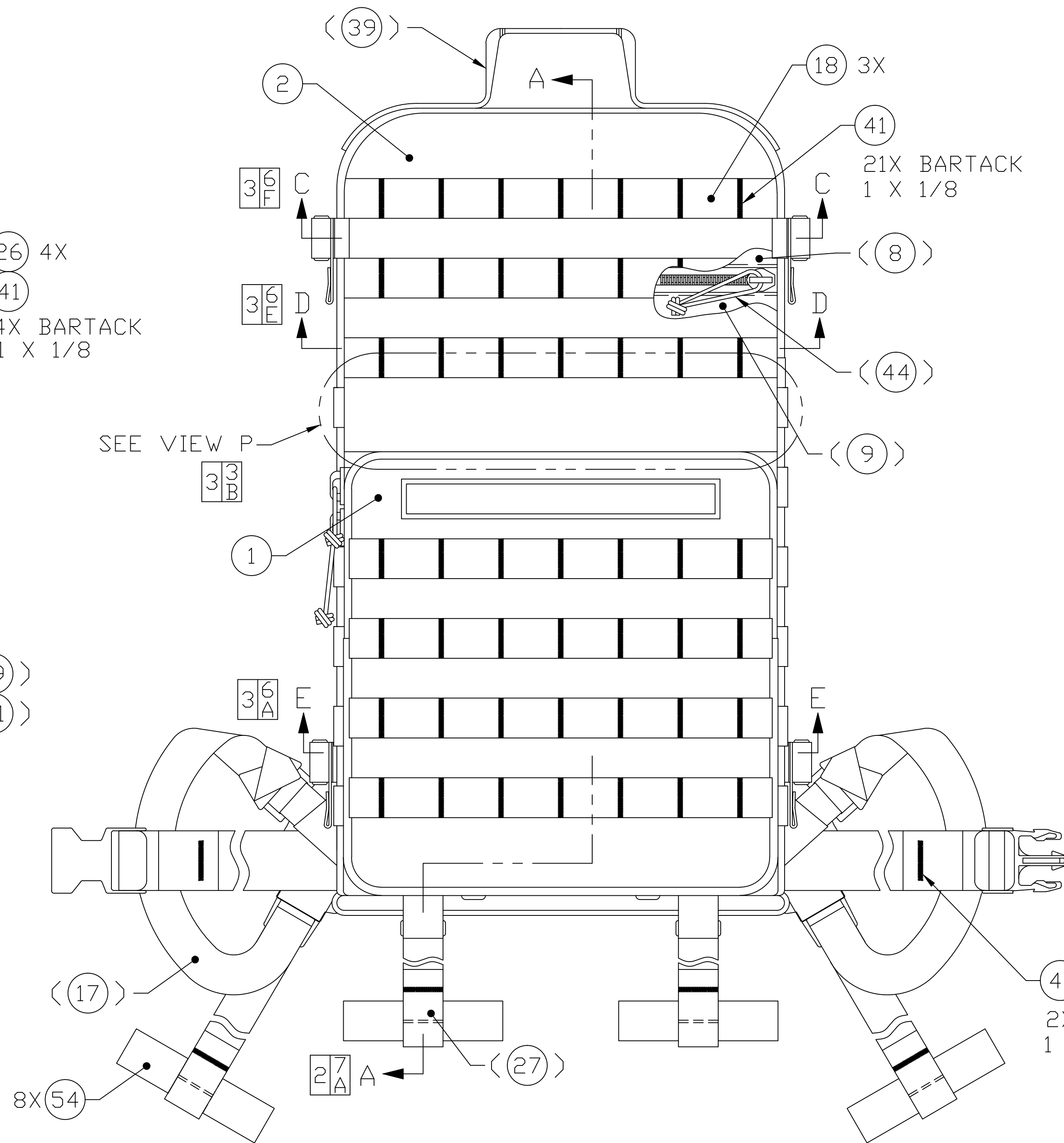
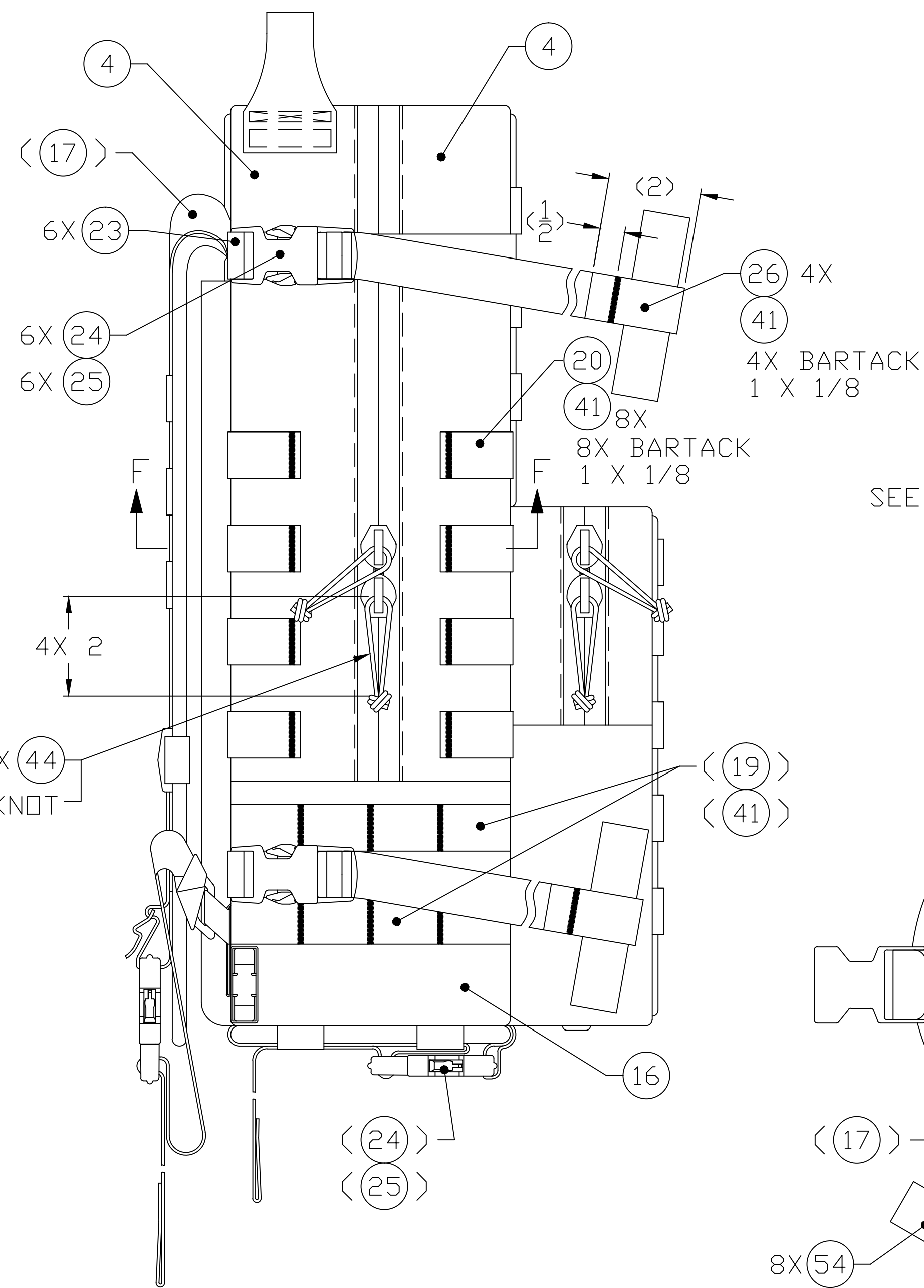
NOTES:

1. WORKMANSHIP, CONSTRUCTION, STITCHING AND QUALITY ASSURANCE PROVISIONS SHALL CONFORM TO DETAIL SPECIFICATION: SYSTEM SPECIFICATION FOR THE FAMILY OF IMPROVED LOAD BEARING EQUIPMENT.
2. LOCATE FN 51, LABEL, APPROXIMATELY AS SHOWN.
3. ALL STITCHING SHALL BE BACKSTITCHED NOT LESS THAN 1/2.
4. ALL STITCHING TO BE 1/8 INCH FROM EDGE OR APART, UNLESS OTHERWISE SPECIFIED.
5. UNLESS OTHERWISE SPECIFIED, TOLERANCES SHALL BE AS FOLLOWS:
 1/8 INCH OR MORE BUT LESS THAN 2 INCHES --- ±1/16
 2 INCHES OR MORE BUT LESS THAN 10 INCHES -- ±1/8
 10 INCHES OR MORE BUT LESS THAN 36 INCHES - ±1/4
 36 INCHES OR MORE ----- ±3/8
6. SEAR ALL ENDS OF WEBBING AND TAPE TO PREVENT FRAYING. AVOID FORMING SHARP EDGES.
7. CARRY STITCHING OVER END ONE STITCH MINIMUM.
8. CENTER THE 2" LONG CROSS-X CUT IN FN 40 AS SHOWN. CUT THROUGH FNS 40 AND 4 TWO TIMES.
9. UNLESS OTHERWISE SPECIFIED ALL FOLDS, HEMS AND TURN UNDERS SHALL BE 3/8.
10. OVERLAP THE BOTTOM INTERIOR BINDING TAPE, FN 28 BY 1".
11. REFERENCE PATTERN 2-6-0926-56



| REVISIONS | | | | |
|-----------|---------------------------------|-----------|-------|----------|
| ZONE/LTR | DESCRIPTION | PROJ DFCR | APVD | DATE |
| - | INITIAL RELEASE PER DR-S-010-11 | T. S. | T. S. | 11-05-20 |
| A | REVISED PER DR-S-022-11 | T. S. | T. S. | 11-10-11 |
| B | REVISED PER DR-S-009-15 | T. S. | T. S. | 15-10-19 |
| C | REVISED PER DR-S-005-16 | T. S. | T. S. | 16-03-25 |

THIS DRAWING HAS BEEN GENERATED AND IS MAINTAINED BY A CAD SYSTEM. CHANGES SHALL ONLY BE INCORPORATED AS DIRECTED BY THE DESIGN ACTIVITY.



SEE SEPARATE PARTS LIST

DISTRIBUTION STATEMENT A
THIS DOCUMENT IS APPROVED FOR PUBLIC RELEASE; DISTRIBUTION IS UNLIMITED.

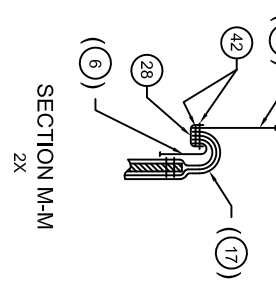
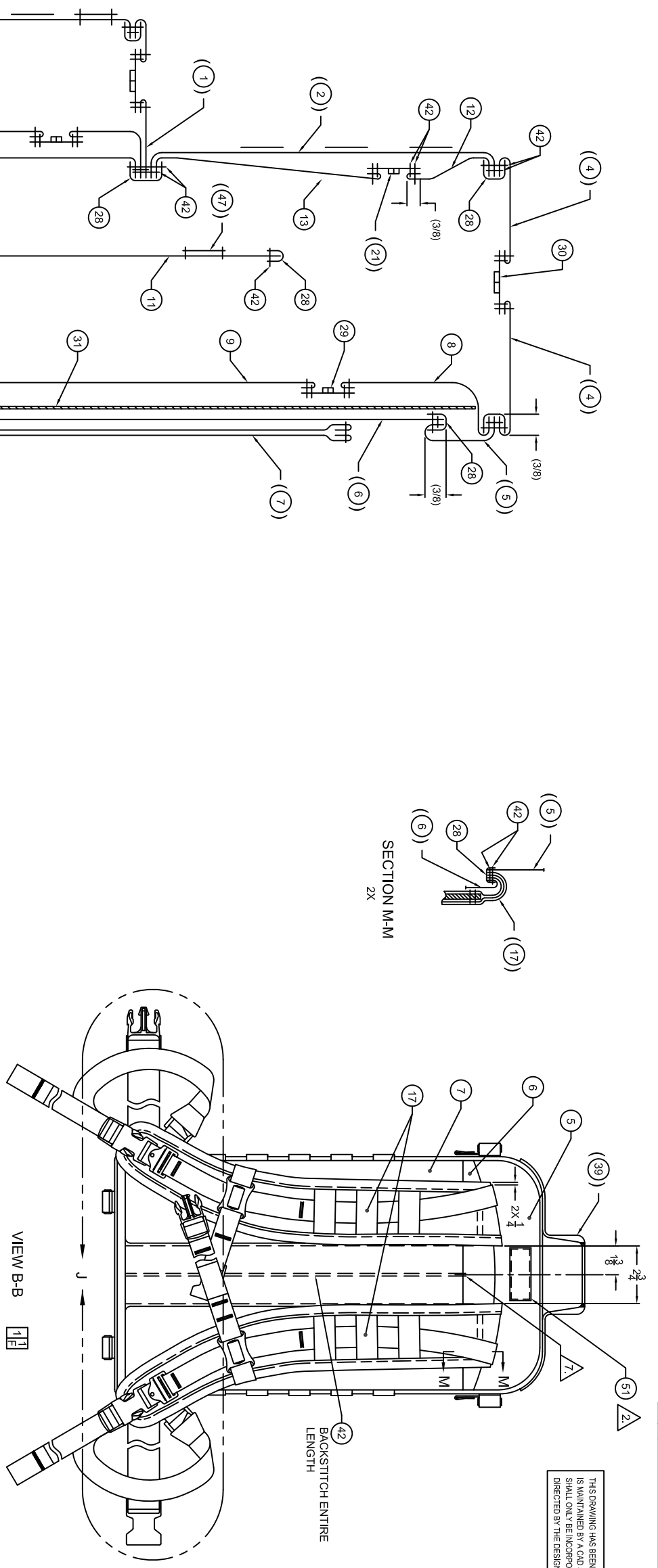
| INTERPRET THIS DRAWING IN ACCORDANCE WITH ASME Y14.100 | | | |
|--|---|---|----------|
| A | B | C | REVISION |
| 3 | 2 | 1 | SHEET |
| REVISION STATUS OF SHEETS | | | |

| | |
|---|--------------------------|
| UNLESS OTHERWISE SPECIFIED DIMENSIONS ARE IN INCHES | DATE 11-05-03 |
| ANGLES ± | DRAWN BY H. WELCH |
| FRACTIONS ± 5/16 | CHECKED F. KERRIGAN |
| 2 PLACE DIM ± | PROJ DFCR T. SCOTT |
| 3 PLACE DIM ± | APPROVED T. SCOTT |
| | APPROVAL DESIGN ACTIVITY |
| | T. SCOTT |
| NEXT ASSY USED ON APPLICATION | APPLICABLE SPEC |

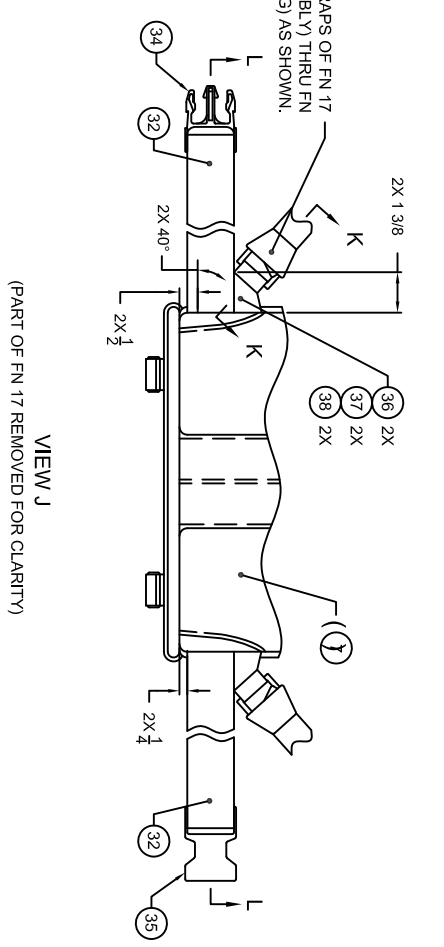
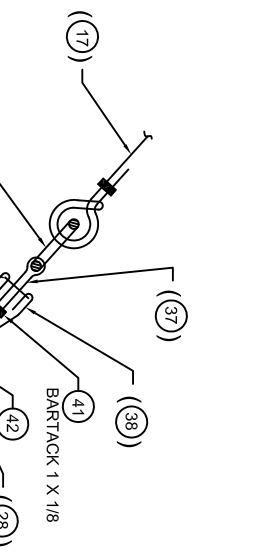
| | |
|--|----------------------|
| U.S. ARMY NATICK SOLDIER RESEARCH, DEVELOPMENT & ENGINEERING CENTER KANSAS STREET, NATICK MA. 01760-5056 | |
| ASSAULT PACK ASSEMBLY, USMC | |
| SIZE/CAGE E 81337 | DRAWING NO. 2-6-0892 |
| SCALE 1/2" UNIT WT. | SHEET 1 OF 3 |

| REVISIONS | | REQ'D BY | DATE |
|-----------|-------------------------------|----------|---------|
| ZONE 17B | DESCRIPTION | T.S. | 1-15-20 |
| A | INITIAL RELEASE PER 08-509-11 | T.S. | 1-15-21 |
| B | REVISED PER 08-502-21 | T.S. | 1-15-21 |
| 8 | REVISED PER 08-505-16 | T.S. | 1-5-19 |

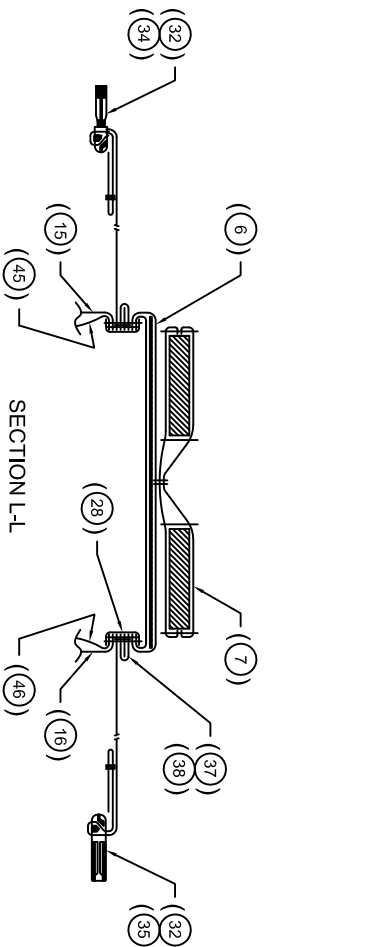
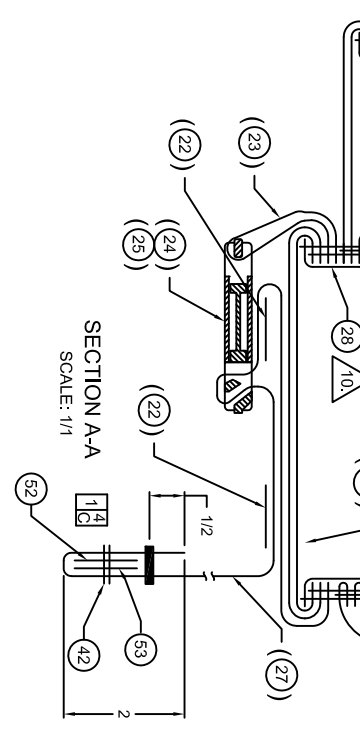
THIS DRAWING HAS BEEN GENERATED AND IS MAINTAINED BY A CAD SYSTEM. CHANGES SHALL ONLY BE INCORPORATED AS DIRECTED BY THE DESIGN ACTIVITY.



LOOP THE WEBBING STRAPS OF FN 17 (SHOULDER HARNESS ASSEMBLY) THRU FN 38 (DRING) AS SHOWN.

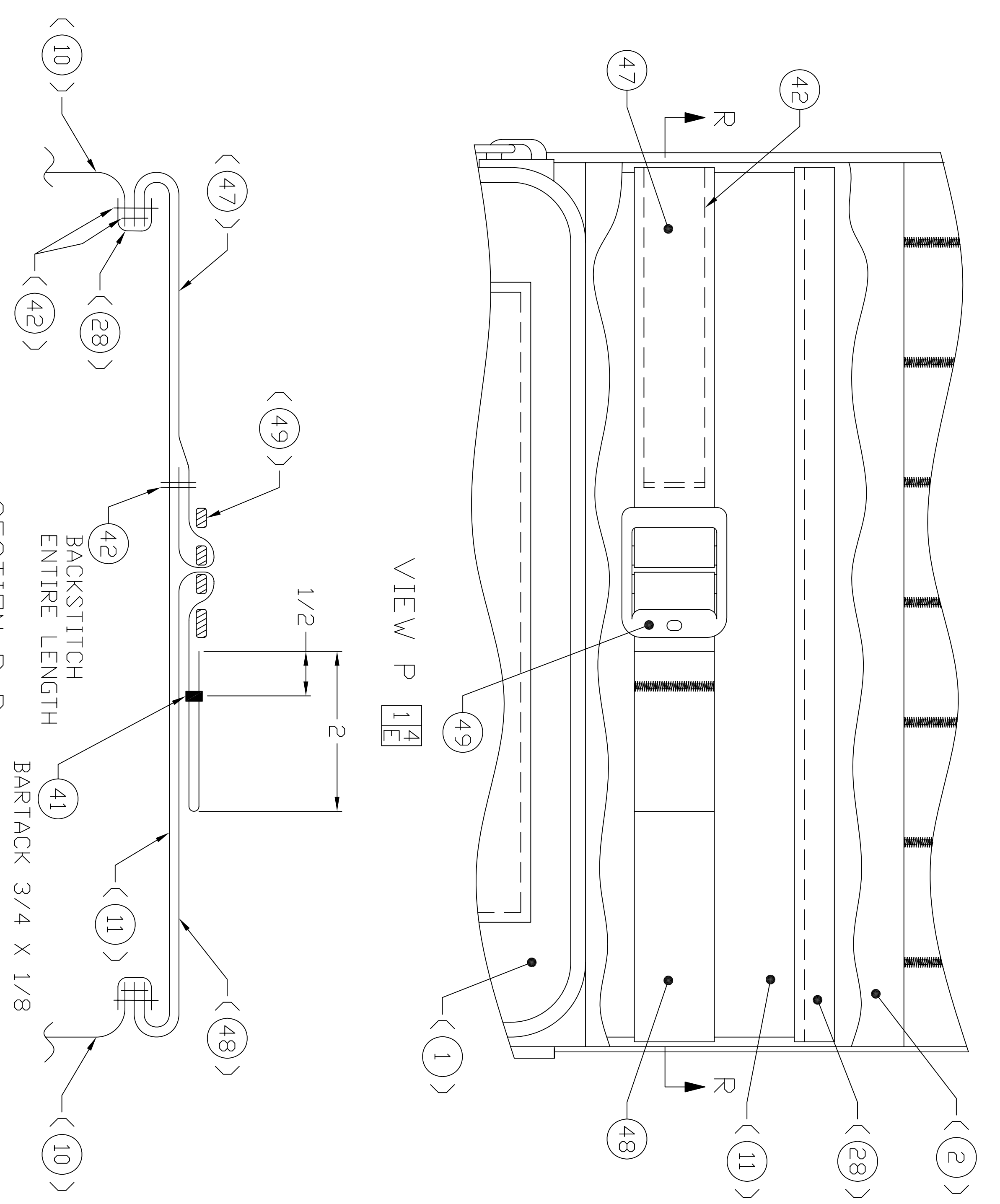
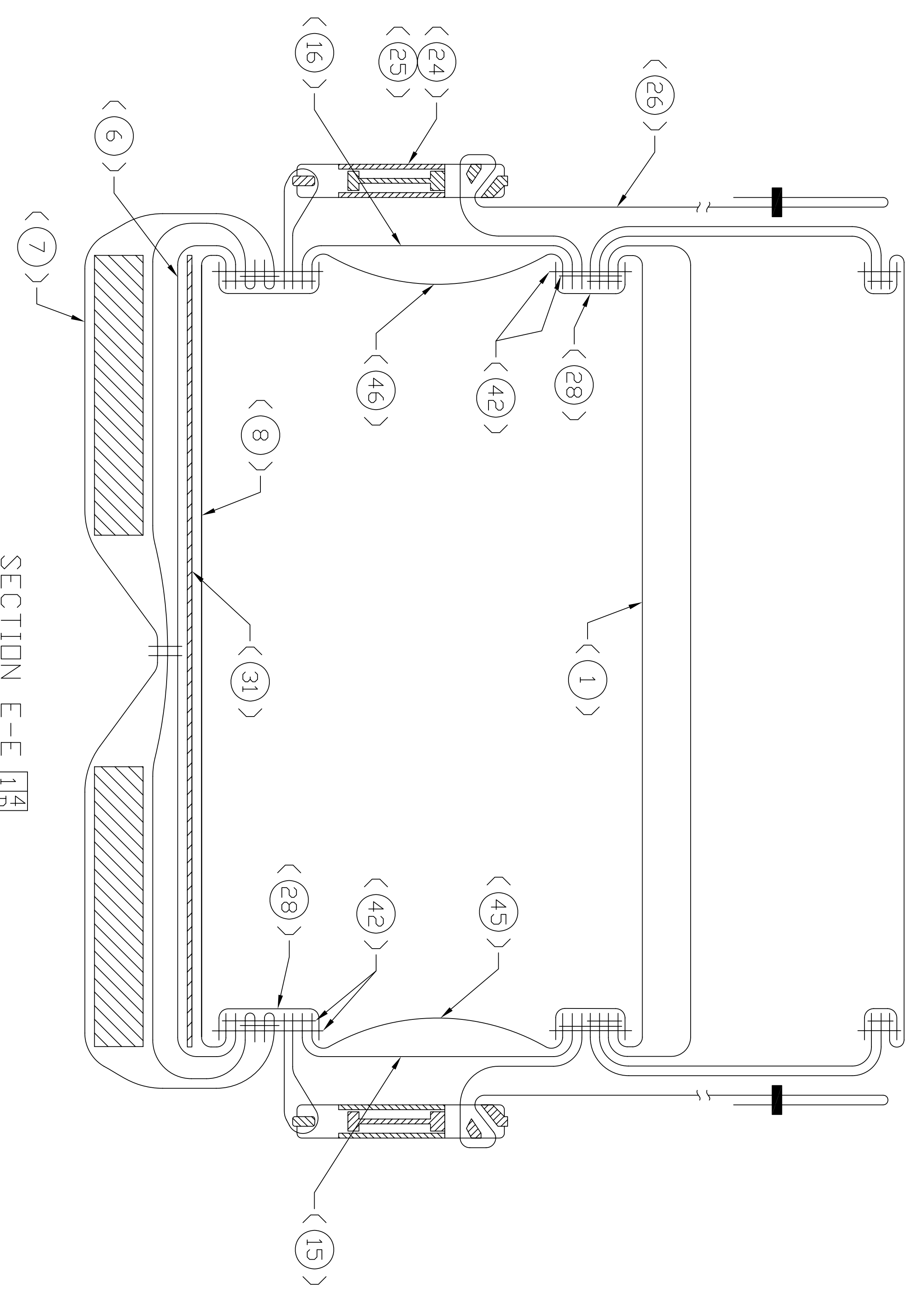
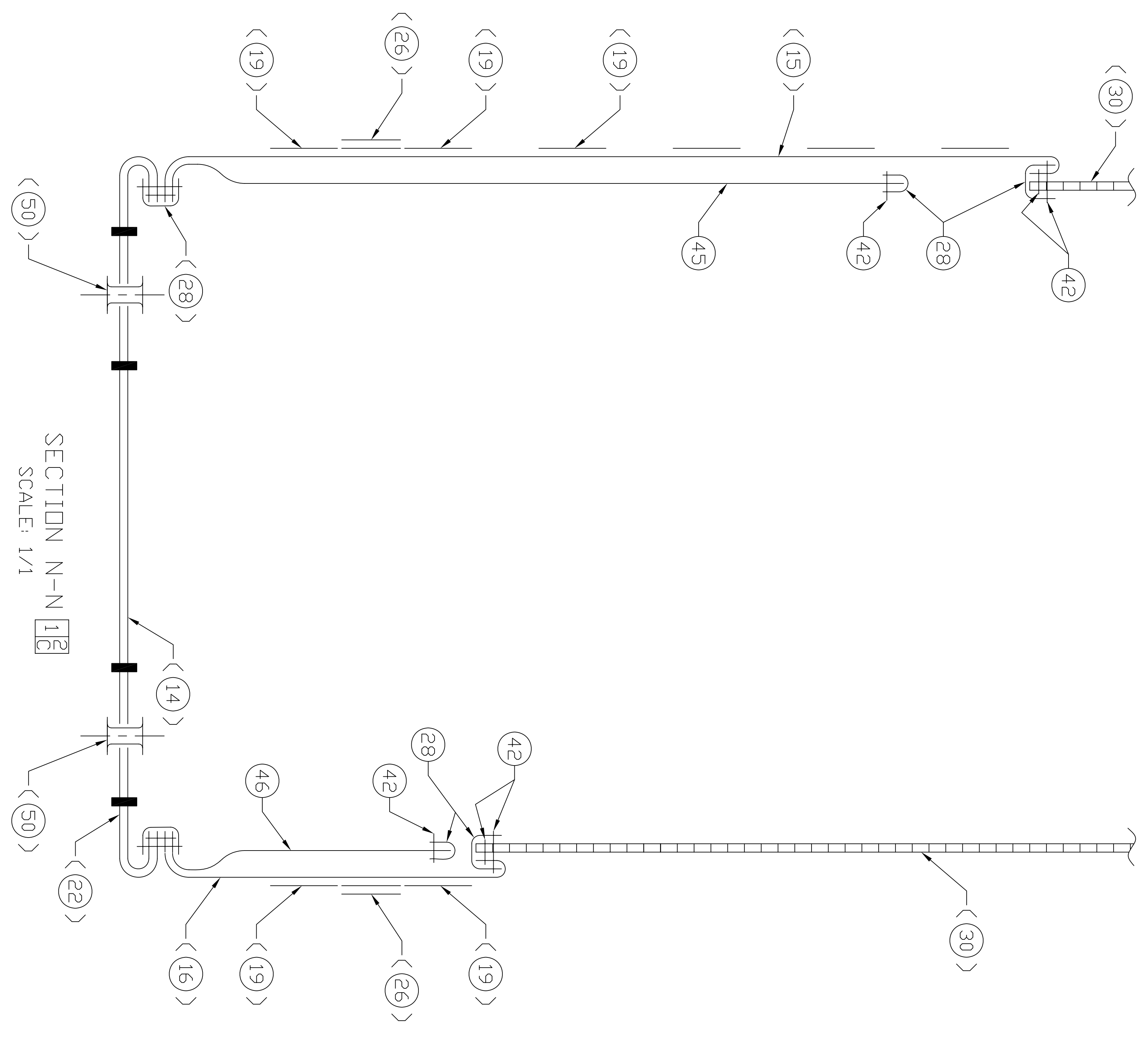
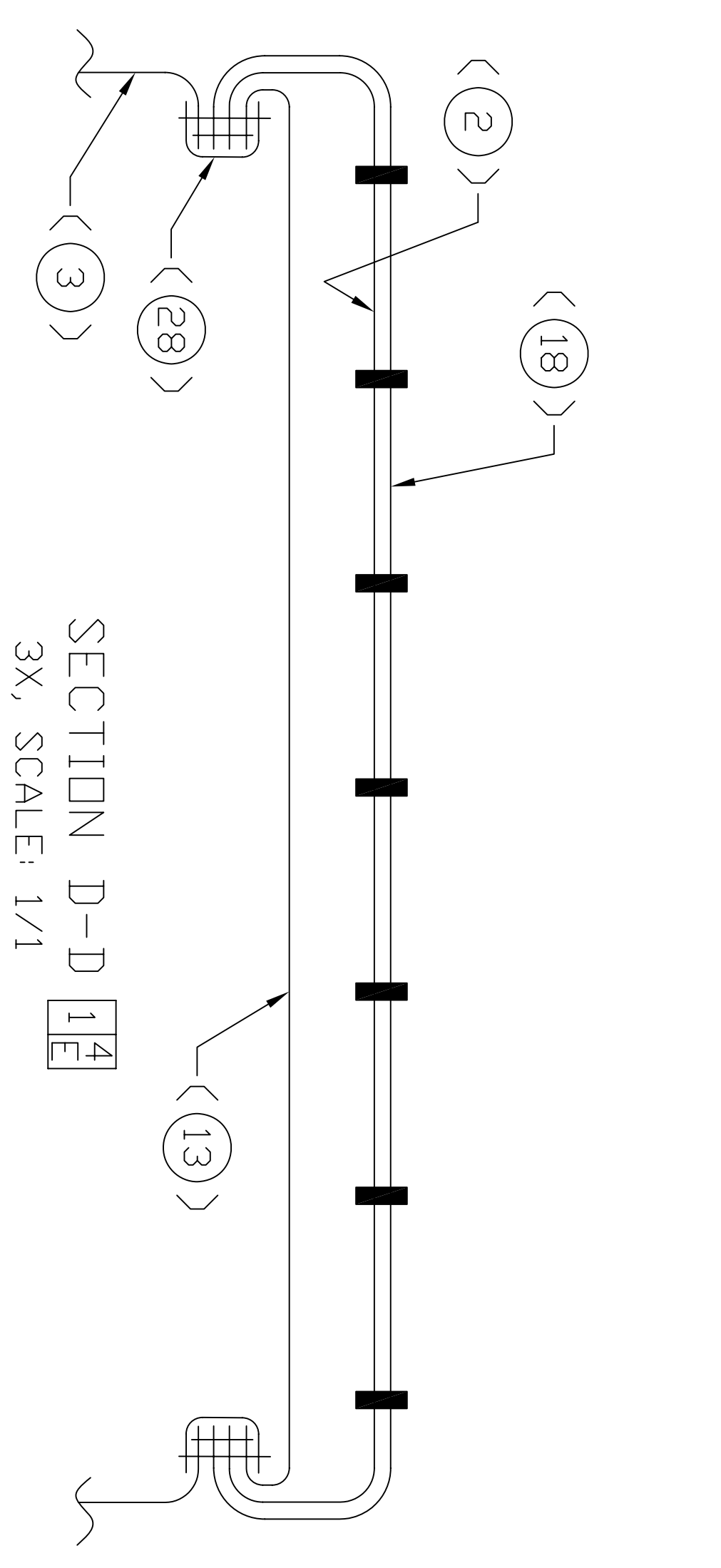
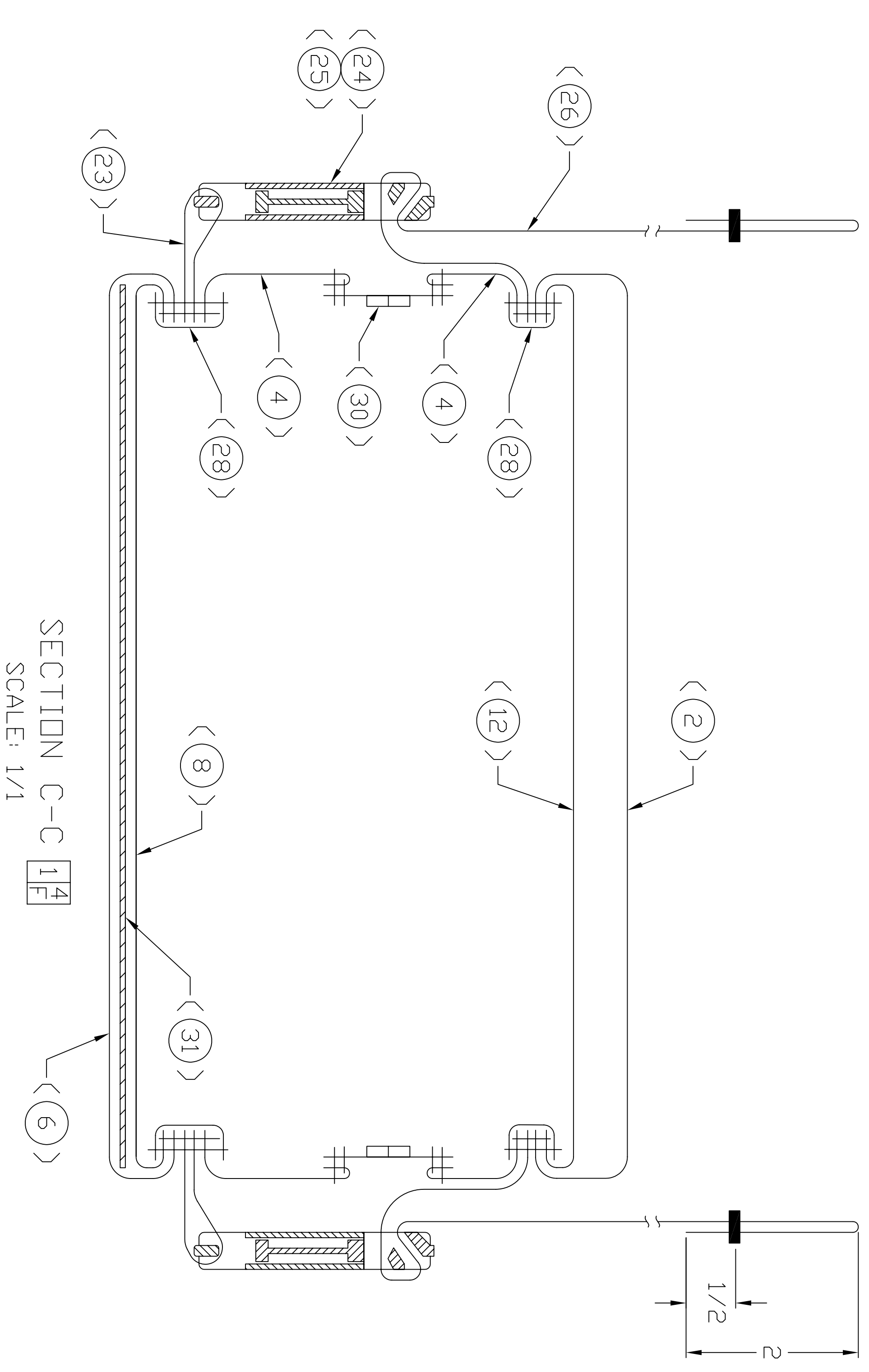


SECTION A-A SCALE: 1/1



| REVISIONS | | | |
|-----------|---------------------------------|-------------|----------|
| ZONELLER | DESCRIPTION | PROJ. DEGR. | DATE |
| - | INITIAL RELEASE PER DR-S-010-11 | T. S. | 11-05-20 |
| A | REVISED PER DR-S-022-11 | T. S. | 11-10-11 |

THIS DRAWING HAS BEEN GENERATED AND IS MAINTAINED BY A CAD SYSTEM. CHANGES SHALL ONLY BE INCORPORATED AS DIRECTED BY THE DESIGN ACTIVITY.



SECTION R-R
SCALE: 1/1

SIZE/SCALE DRAWING NO.
E 81337 2-6-0892
SCALE 1/2 UNIT WT. SHEET 3

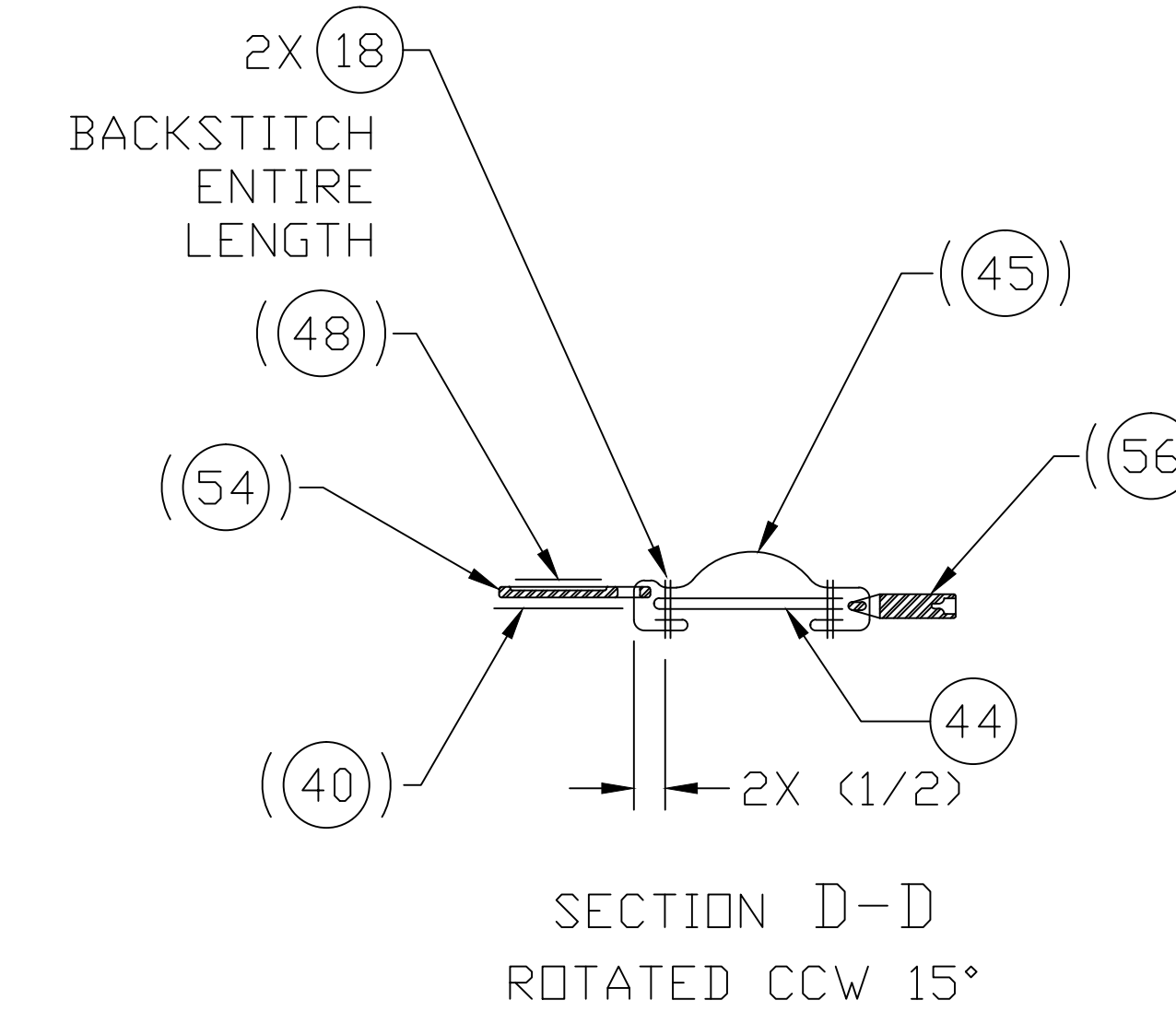
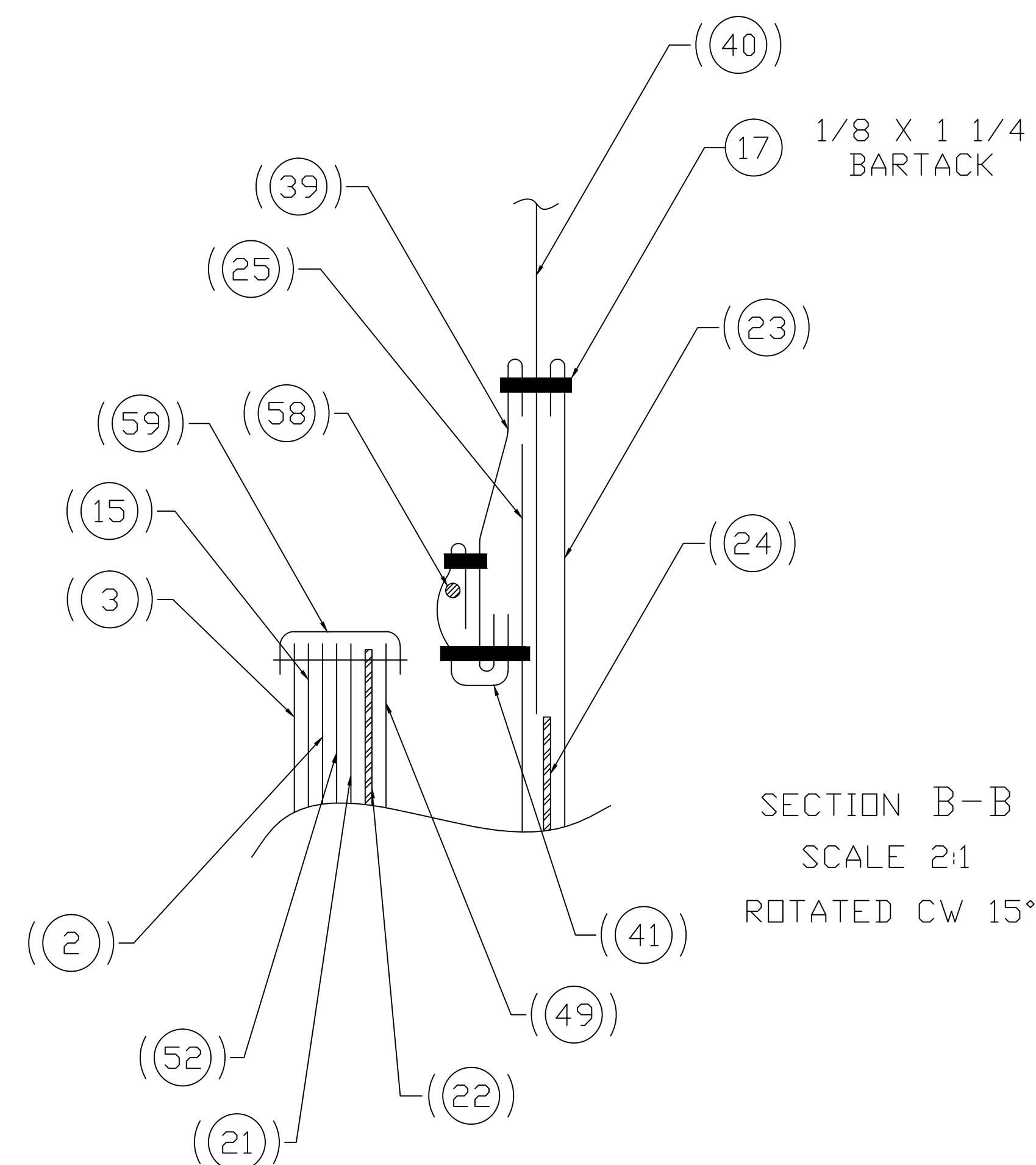
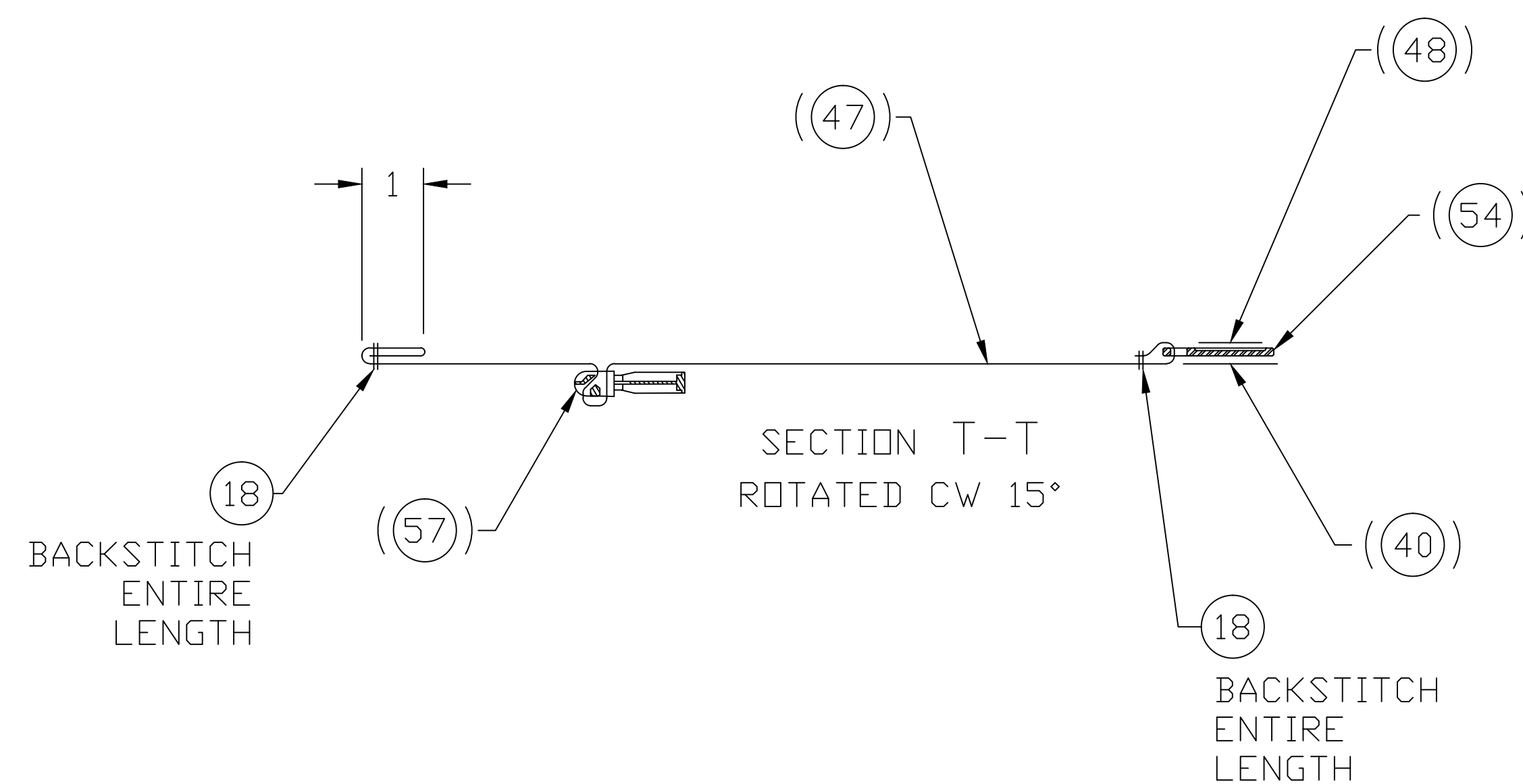
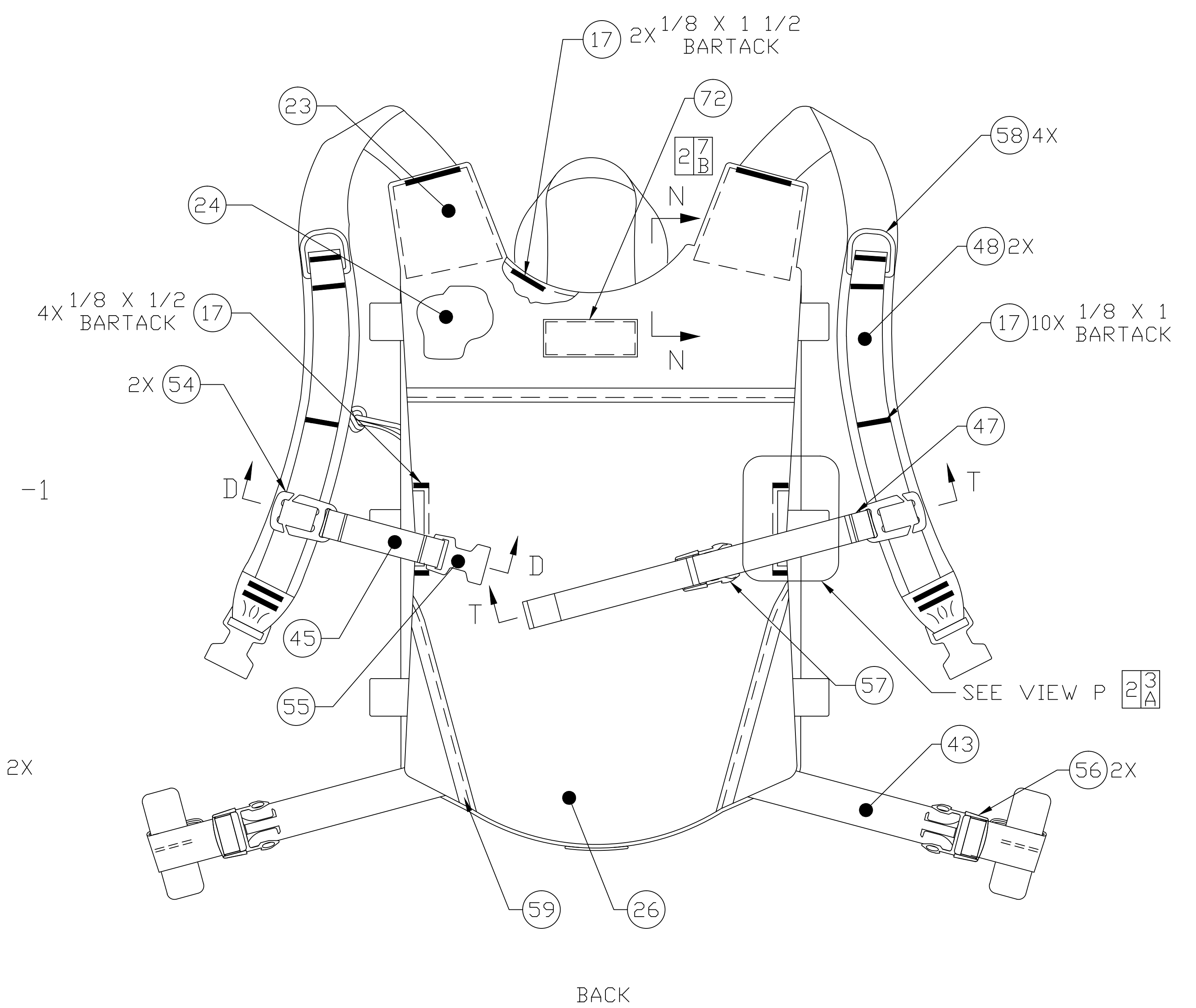
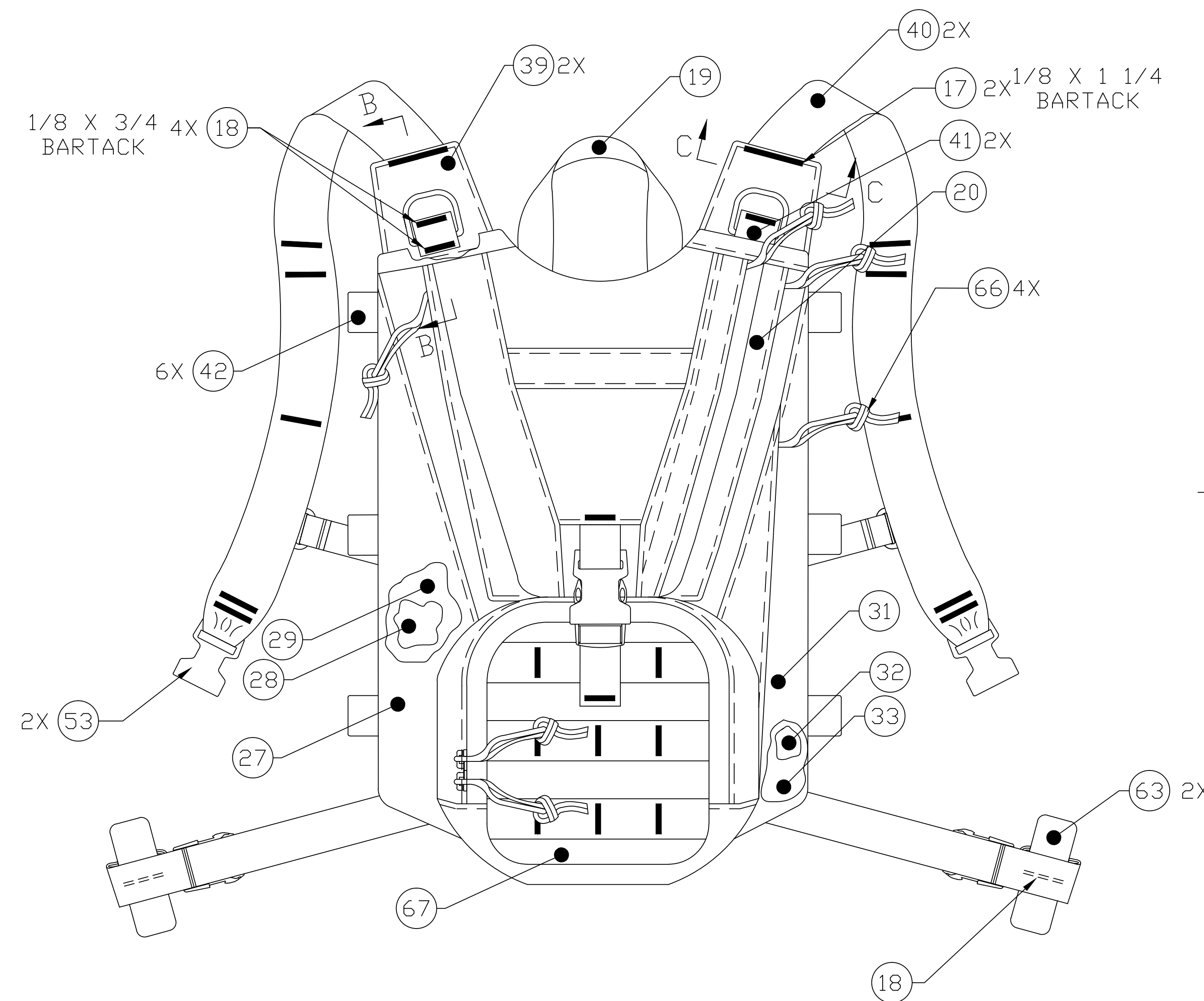
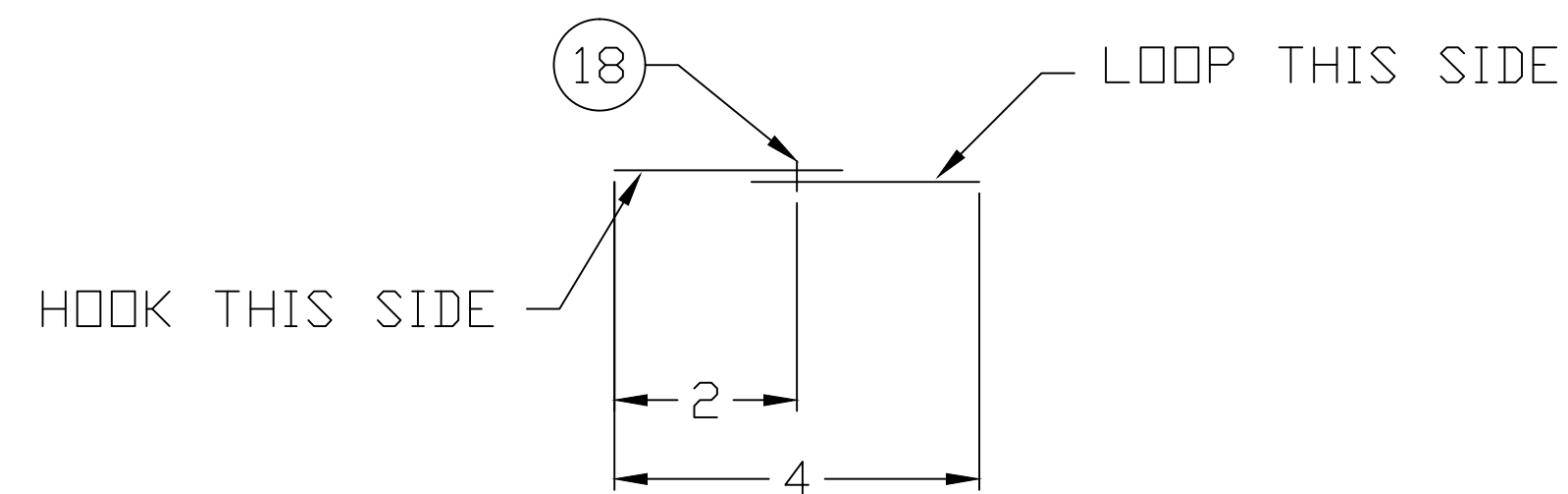
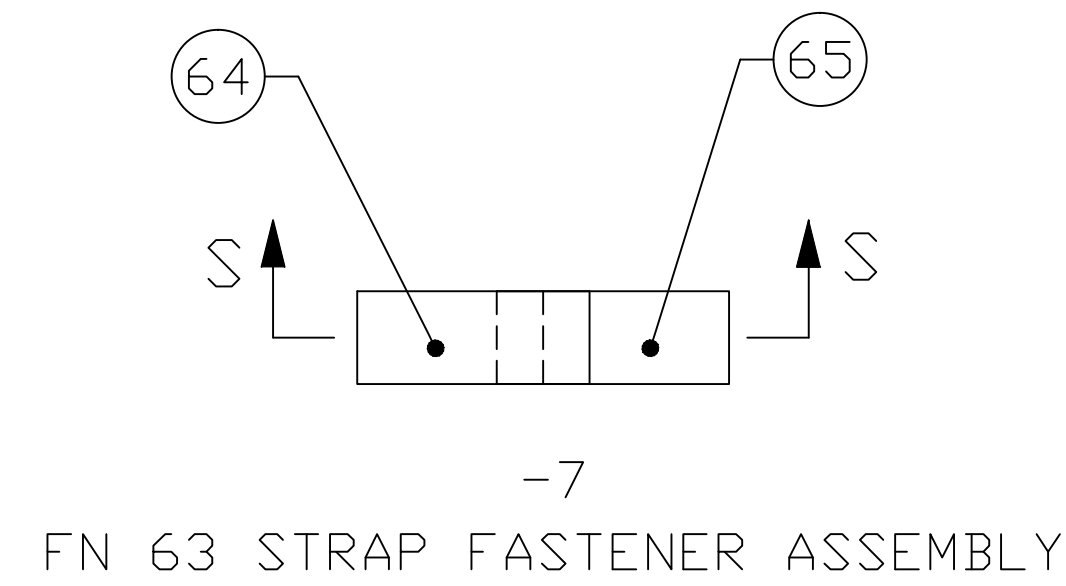
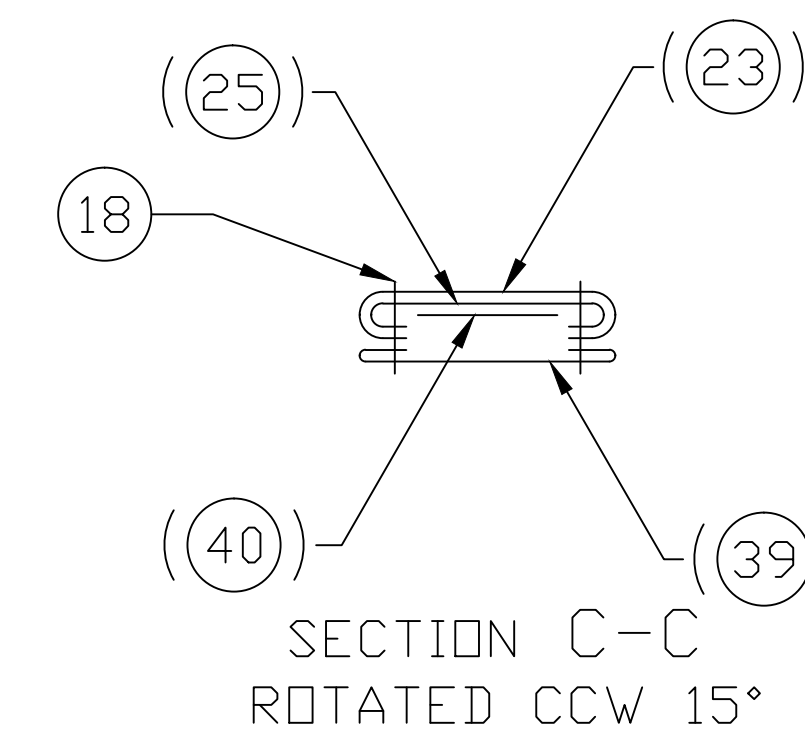
| REVISIONS | | | | | |
|-----------|-----|---------------------------------|-----------|-------|----------|
| ZONE | LTR | DESCRIPTION | PROJ DFCR | APVD | DATE |
| - | - | INITIAL RELEASE PER DR-S-010-11 | T. S. | T. S. | 11-05-20 |
| A | - | REVISED PER DR-S-022-11 | T. S. | T. S. | 11-10-11 |
| B | - | REVISED PER DR-S-009-15 | T. S. | T. S. | 15-10-19 |
| C | - | REVISED PER DR-S-005-16 | T. S. | T. S. | 16-03-25 |

NOTES:

- WORKMANSHIP, CONSTRUCTION, STITCHING AND QUALITY ASSURANCE PROVISIONS SHALL CONFORM TO DETAIL SPECIFICATION SYSTEM SPECIFICATION FOR THE FAMILY OF IMPROVED LOAD BEARING EQUIPMENT.
- ALL STITCHING SHALL BE BACKSTITCHED NOT LESS THAN 1/2 INCH.
- ALL STITCHING TO BE 1/8 INCH FROM EDGE OR APART, UNLESS OTHERWISE SPECIFIED.
- UNLESS OTHERWISE SPECIFIED, TOLERANCES SHALL BE AS FOLLOWS:
 1/8 INCH OR MORE BUT LESS THAN 2 INCHES --- $\pm 1/16$
 2 INCHES OR MORE BUT LESS THAN 10 INCHES -- $\pm 1/8$
 10 INCHES OR MORE BUT LESS THAN 36 INCHES - $\pm 1/4$
 36 INCHES OR MORE ----- $\pm 3/8$

- SEAR ALL ENDS OF WEBBING AND TAPE TO PREVENT FRAYING. AVOID FORMING SHARP EDGES.
- LOCATE FN 72, LABEL, APPROXIMATELY AS SHOWN.
- STITCHING LOCATED UNDER BARTACK. STITCHING SHOWN OFFSET FOR CLARITY.

THIS DRAWING HAS BEEN GENERATED AND IS MAINTAINED BY A CAD SYSTEM. CHANGES SHALL ONLY BE INCORPORATED AS DIRECTED BY THE DESIGN ACTIVITY.



SEE SEPARATE PARTS LIST

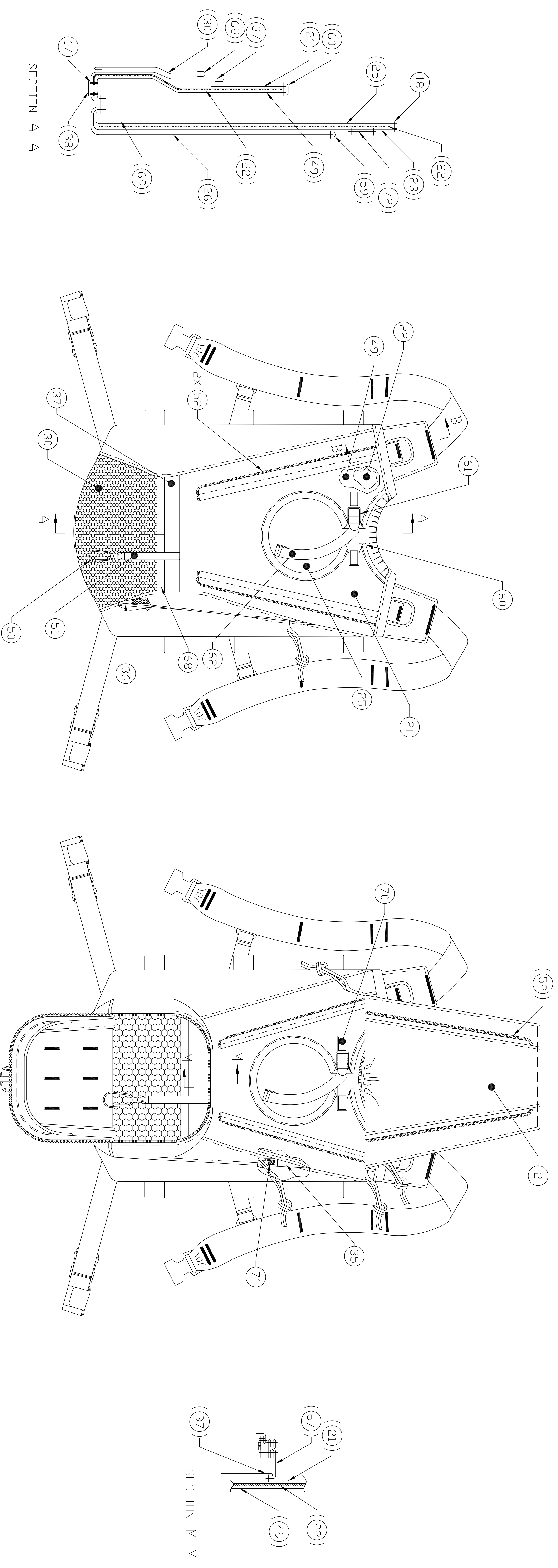
| | | | | | | | |
|--|-------|-------------|-------|-----------------|---------------|--|---------------|
| UNLESS OTHERWISE SPECIFIED DIMENSIONS ARE IN INCHES | | TOLERANCES: | | DATE 11/05/05 | | U.S. ARMY, RESEARCH, DEVELOPMENT AND ENGINEERING COMMAND, NATICK SOLDIER SYSTEMS CENTER KANSAS STREET, NATICK, MA 01760-5056 | |
| ANGLES | \pm | FRACTIONS | \pm | DRAWN BY | C. KRICKORIAN | HYDRATION CARRIER ASSEMBLY, USMC PACK | |
| 2 PLACE DIM | \pm | 3 PLACE DIM | \pm | CHECKED | F. KERRIGAN | SIZE | E 81337 |
| INTERPRET THIS DRAWING IN ACCORDANCE WITH ASME Y14.100 | | | | PROJ DFCR | T. SCOTT | DRAWING NO. | 2-6-0893 |
| REVISION STATUS OF SHEETS | | | | APPROVED | T. SCOTT | SCALE | 1/2" UNIT WT. |
| 3 | 2 | 1 | | APPLICABLE SPEC | | SHEET | 1 OF 3 |

DISTRIBUTION STATEMENT A
THIS DOCUMENT IS APPROVED FOR PUBLIC RELEASE; DISTRIBUTION IS UNLIMITED.

2-6-0893 1

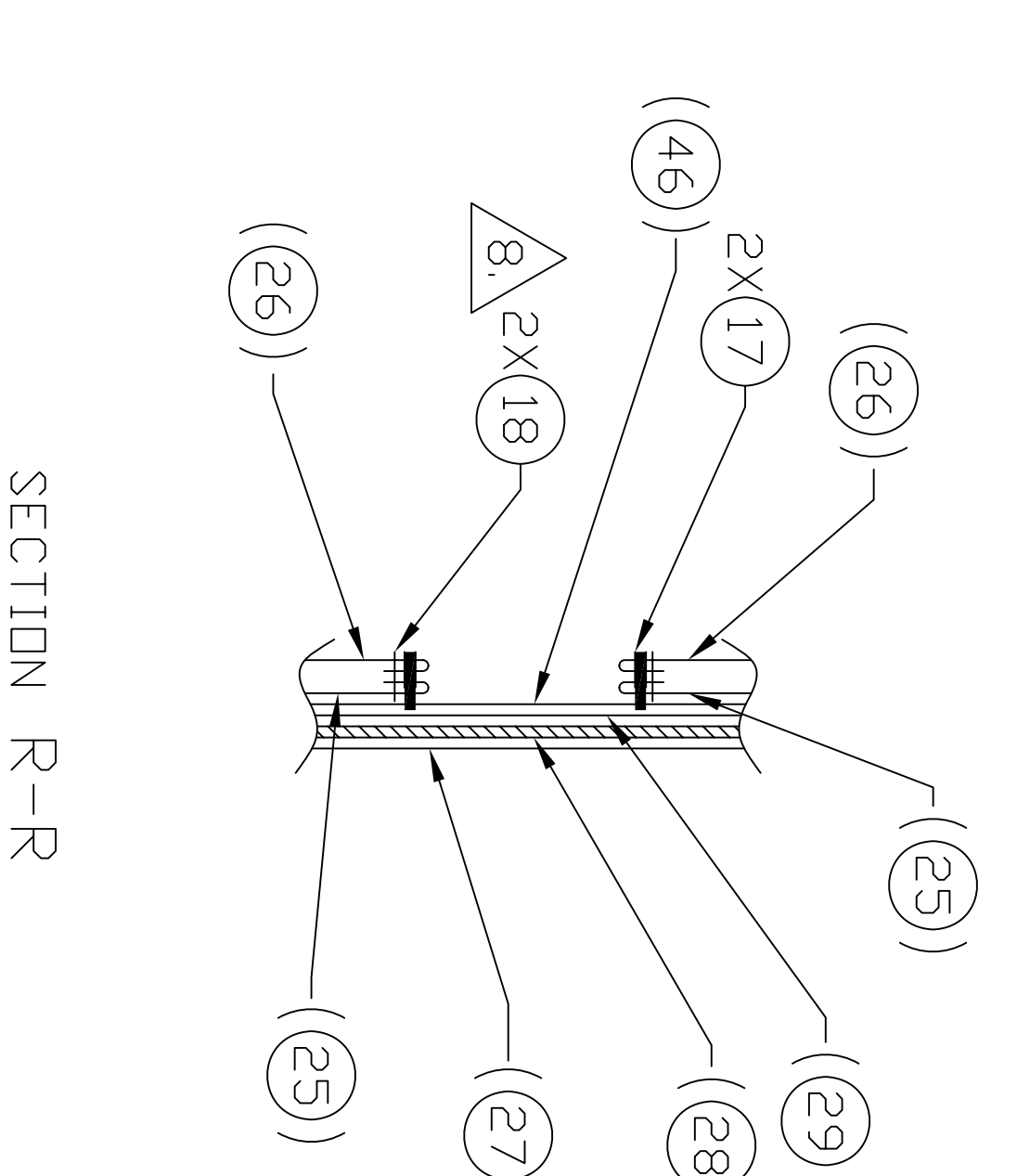
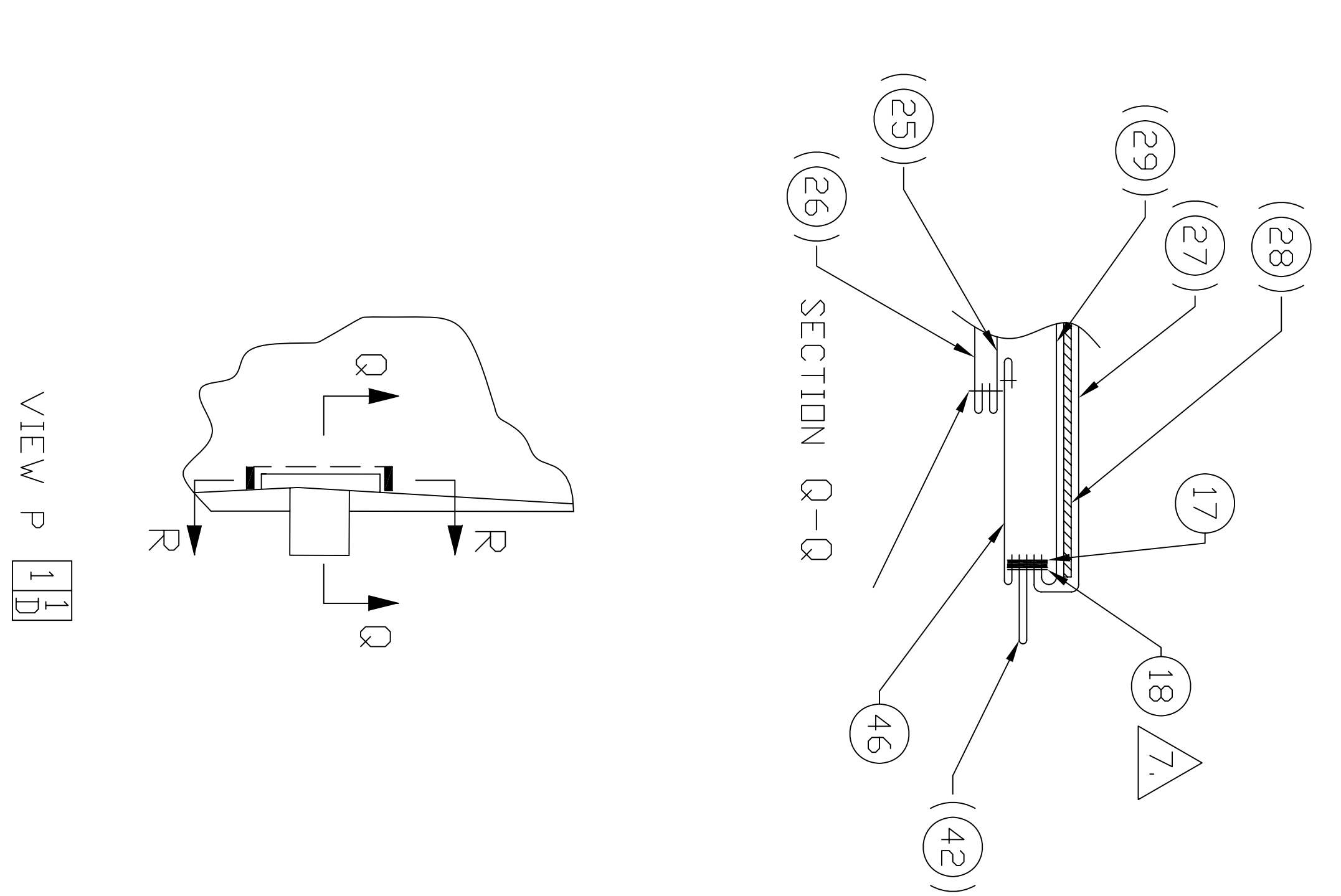
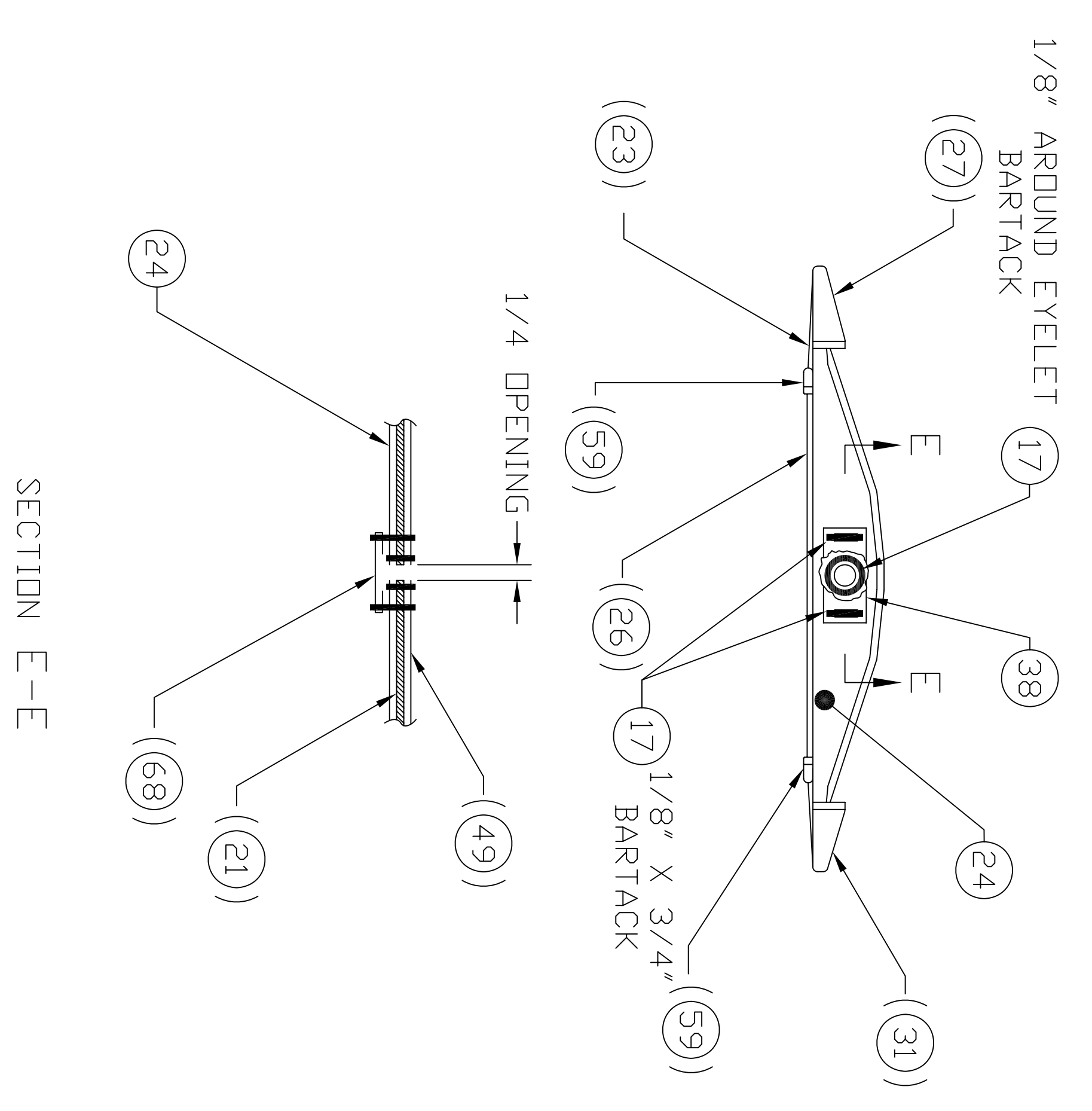
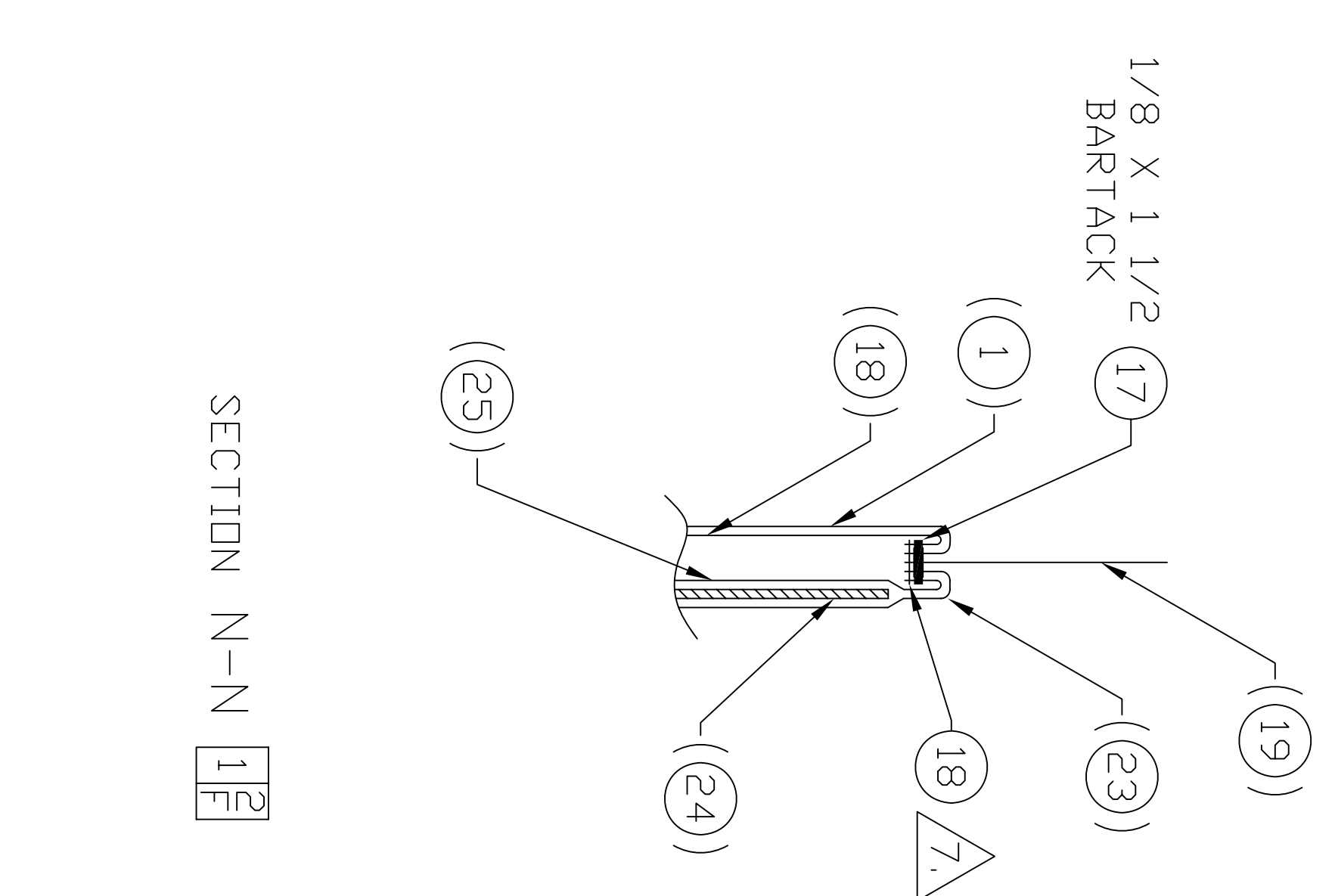
| REVISIONS | | PROJ. OR. CR. | APP'D. | DATE |
|-----------|---------------------------------|---------------|--------|----------|
| ZONE 1-1 | DESCRIPTION | T. S. | T. S. | 11-05-80 |
| A | INITIAL RELEASE PER PR-S-010-11 | T. S. | T. S. | 11-10-81 |
| | REVISED PER PR-S-022-11 | T. S. | T. S. | |

THIS DRAWING HAS BEEN GENERATED AND IS MAINTAINED BY A CAD SYSTEM. CHANGES SHALL ONLY BE INCORPORATED AS DIRECTED BY THE DESIGN ACTIVITY.



FN 20 AND FN 67 REMOVED FOR CLARITY

LID AND POCKET SHOWN OPEN

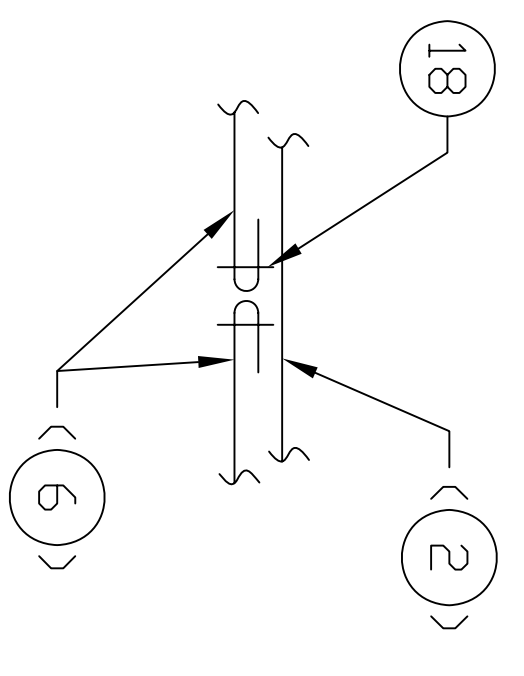


DISTRIBUTION STATEMENT A
THIS DOCUMENT IS APPROVED FOR PUBLIC RELEASE; DISTRIBUTION IS UNLIMITED

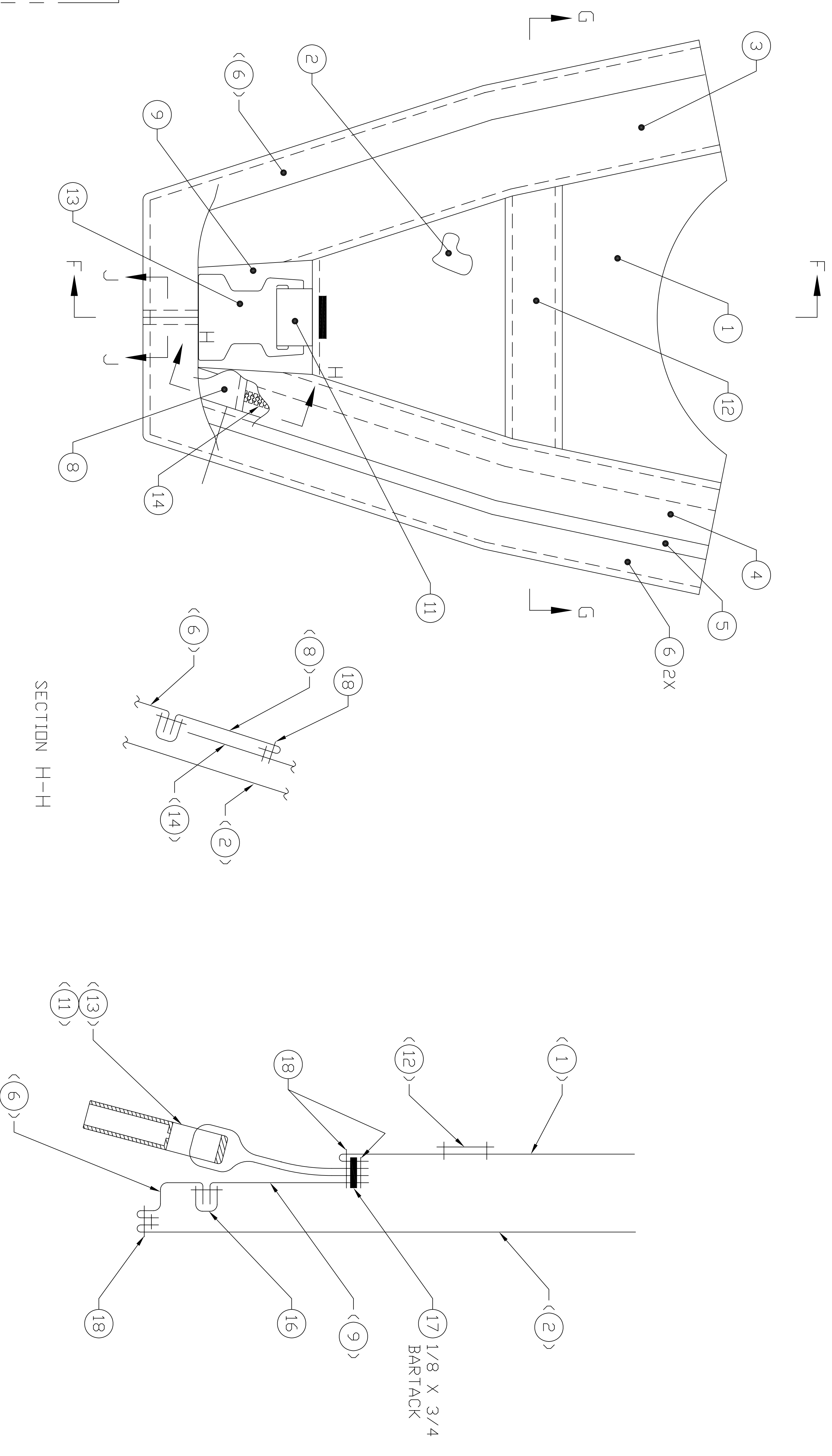
SIZE/SCALE: DRAWING NO. 2-6-0893
E 81337
SCALE: 1/2 UNIT WT. SHEET 2 OF 3

| REVISIONS | | PROJ. DEGR. | APP'D. | DATE |
|-----------|---------------------------------|-------------|--------|----------|
| 1 | INITIAL RELEASE PER DR S-010-11 | T. S. | T. S. | 11/05/20 |

THIS DRAWING HAS BEEN GENERATED AND IS MAINTAINED BY A CAD SYSTEM. CHANGES SHALL ONLY BE INCORPORATED AS DIRECTED BY THE DESIGN ACTIVITY.



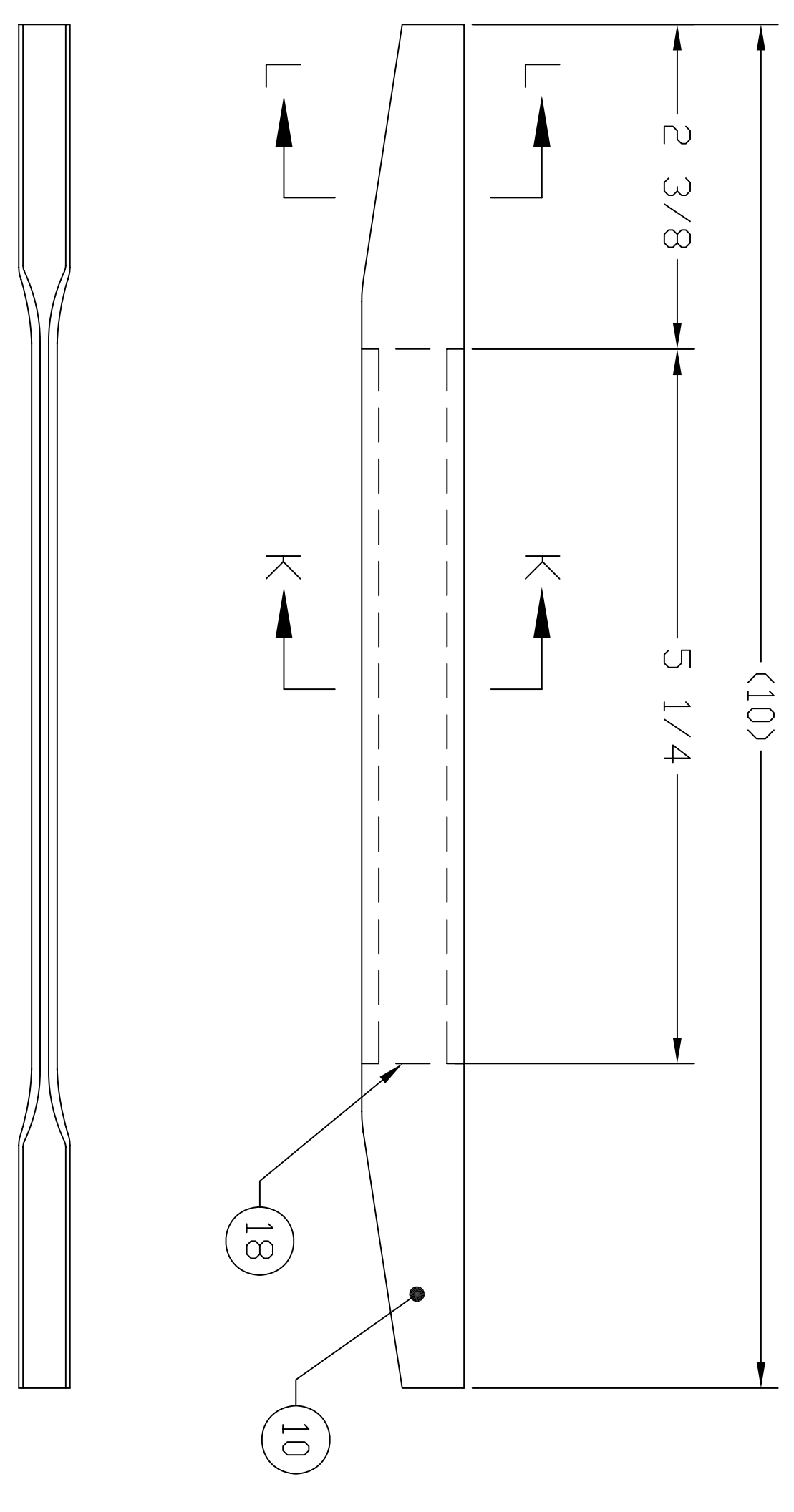
SECTION J-J



SECTION F-F

SECTION H-H

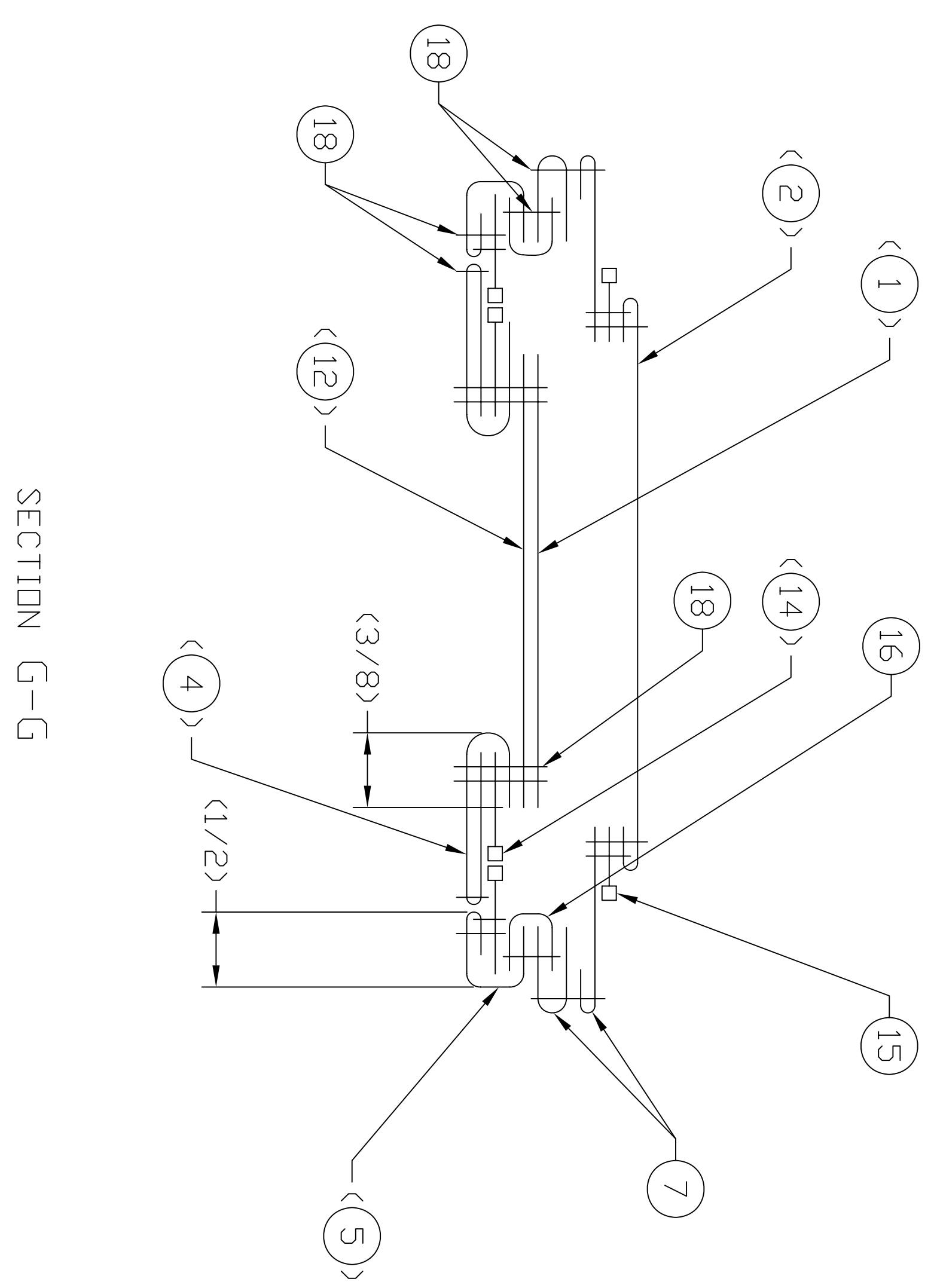
-6 LID ASSEMBLY



SECTION L-L

SECTION K-K

-5 HANDLE ASSEMBLY



SECTION G-G

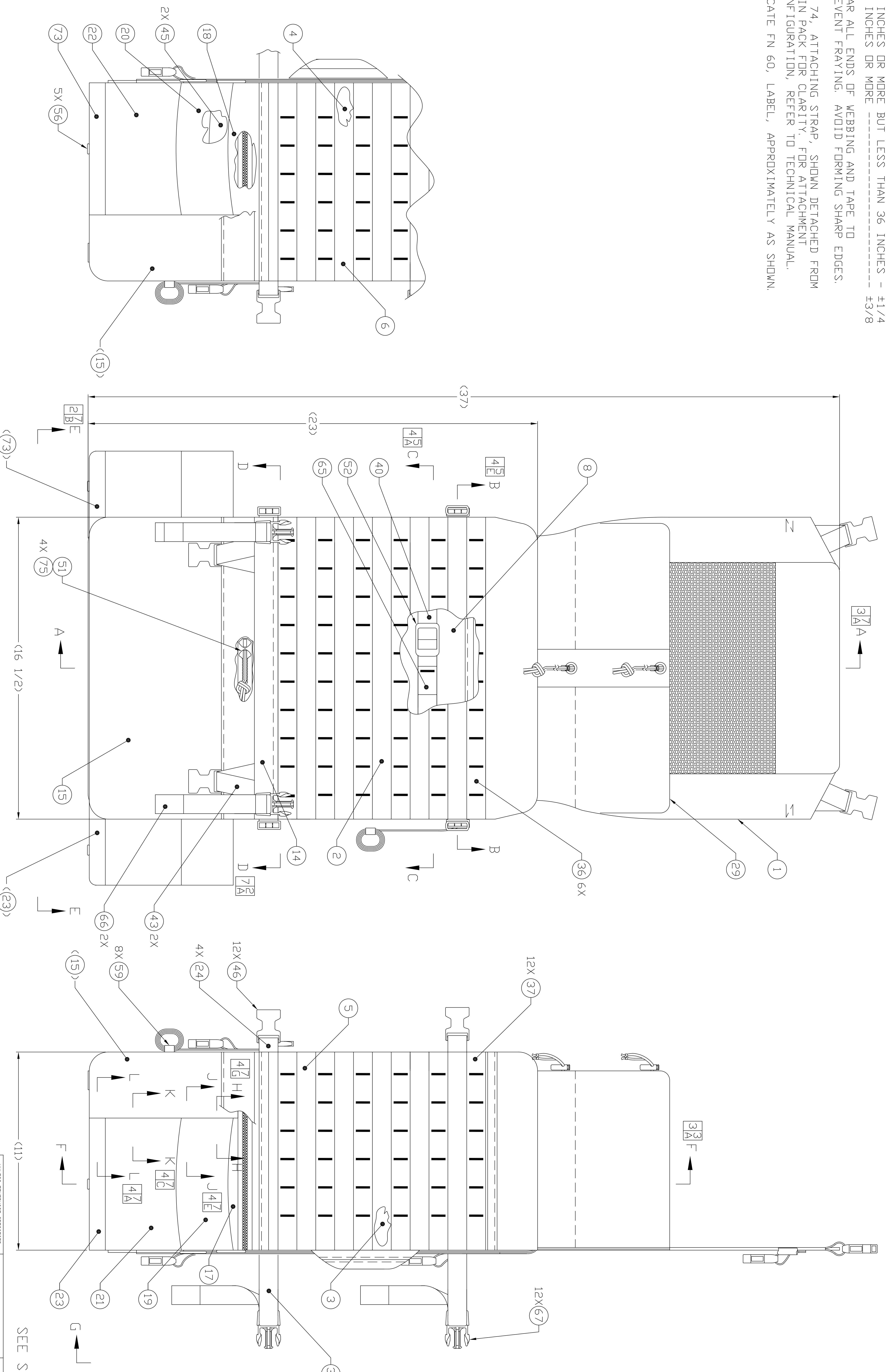
DISTRIBUTION STATEMENT A
THIS DOCUMENT IS APPROVED FOR PUBLIC RELEASE; DISTRIBUTION IS UNLIMITED.

SIZE/SCALE DRAWING NO.
E 81337 2-6-0893
SCALE 1/2 UNIT WT. SHEET 3 OF 3

| ZONE/REV | DESCRIPTION | PROJ. OR GR. | APP'D. | DATE |
|----------|---------------------------------|--------------|--------|----------|
| - | INITIAL RELEASE PER DR-S-010-11 | T. S. | T. S. | 11-05-20 |
| A | REVISED PER DR-S-028-11 | T. S. | T. S. | 11-10-11 |
| B | REVISED PER DR-S-009-15 | T. S. | T. S. | 15-10-19 |
| C | REVISED PER DR-S-009-16 | T. S. | T. S. | 16-03-23 |

THIS DRAWING HAS BEEN GENERATED AND IS MAINTAINED BY A CAD SYSTEM. CHANGES SHALL ONLY BE INCORPORATED AS DIRECTED BY THE DESIGN ACTIVITY.

- NOTES:
1. WORKMANSHIP, CONSTRUCTION, STITCHING AND QUALITY ASSURANCE PROVISIONS SHALL CONFORM TO DETAIL SPECIFICATION SYSTEM SPECIFICATION FOR THE FAMILY OF IMPROVED LOAD BEARING EQUIPMENT.
 2. UNLESS OTHERWISE SPECIFIED ALL FOLDS, HEMS, AND TURN UNDERS SHALL BE 3/8".
 3. ALL STITCHING SHALL BE BACKSTITCHED NOT LESS THAN 1/2 INCH UNLESS TURNED UNDER BY A HEM OR HELD BY OTHER STITCHING.
 4. ALL STITCHING TO BE 1/8 INCH FROM EDGE OR APART, UNLESS OTHERWISE SPECIFIED.
 5. UNLESS OTHERWISE SPECIFIED, TOLERANCES SHALL BE AS FOLLOWS:
 1/8 INCH OR MORE BUT LESS THAN 2 INCHES --- ±1/16
 2 INCHES OR MORE BUT LESS THAN 10 INCHES --- ±1/8
 10 INCHES OR MORE BUT LESS THAN 36 INCHES - ±1/4
 36 INCHES OR MORE --- ±3/8
 6. SEAR ALL ENDS OF WEBBING AND TAPE TO PREVENT FRAYING. AVOID FORMING SHARP EDGES.
 7. FN 74, ATTACHING STRAP, SHOWN DETACHED FROM MAIN PACK FOR CLARITY. FOR ATTACHMENT CONFIGURATION, REFER TO TECHNICAL MANUAL.
 8. LOCATE FN 60, LABEL, APPROXIMATELY AS SHOWN.



SEE SEPARATE PARTS LIST

U.S. ARMY NAITICK SOLDIER RESEARCH, DEVELOPMENT & ENGINEERING CENTER
 KANSAS STREET, NAITICK MA, 01760-9056

USMC MAIN PACK ASSEMBLY

DATE: 11-05-01
 DRAWN BY: E. TAMSKY
 CHECKED: F. W. K.
 PERD OR GR: J. SCOTT
 APPROVED: [Signature]
 APPROVAL ACTIVITY: [Signature]
 I. CDMMR

UNLESS OTHERWISE SPECIFIED DIMENSIONS ARE IN INCHES

FRACTIONS: ± 5/16
 PLACE DIM ± 3 PLACE DIM ± 1

INTERSECT THIS DRAWING IN REVISIONS: 116, 180

| REV | DESCRIPTION | DATE |
|-----|-------------|----------|
| 1 | 1 | 11-05-01 |
| 2 | 2 | 11-05-01 |
| 3 | 3 | 11-05-01 |
| 4 | 4 | 11-05-01 |
| 5 | 5 | 11-05-01 |
| 6 | 6 | 11-05-01 |
| 7 | 7 | 11-05-01 |

REVISION STATUS OF SHEETS

| REV | DESCRIPTION | DATE |
|-----|-------------|----------|
| 1 | 1 | 11-05-01 |
| 2 | 2 | 11-05-01 |
| 3 | 3 | 11-05-01 |
| 4 | 4 | 11-05-01 |
| 5 | 5 | 11-05-01 |
| 6 | 6 | 11-05-01 |
| 7 | 7 | 11-05-01 |

UNLESS OTHERWISE SPECIFIED DIMENSIONS ARE IN INCHES

FRAGILITIES: ± 5/16
 PLACE DIM ± 3 PLACE DIM ± 1

INTERSECT THIS DRAWING IN REVISIONS: 116, 180

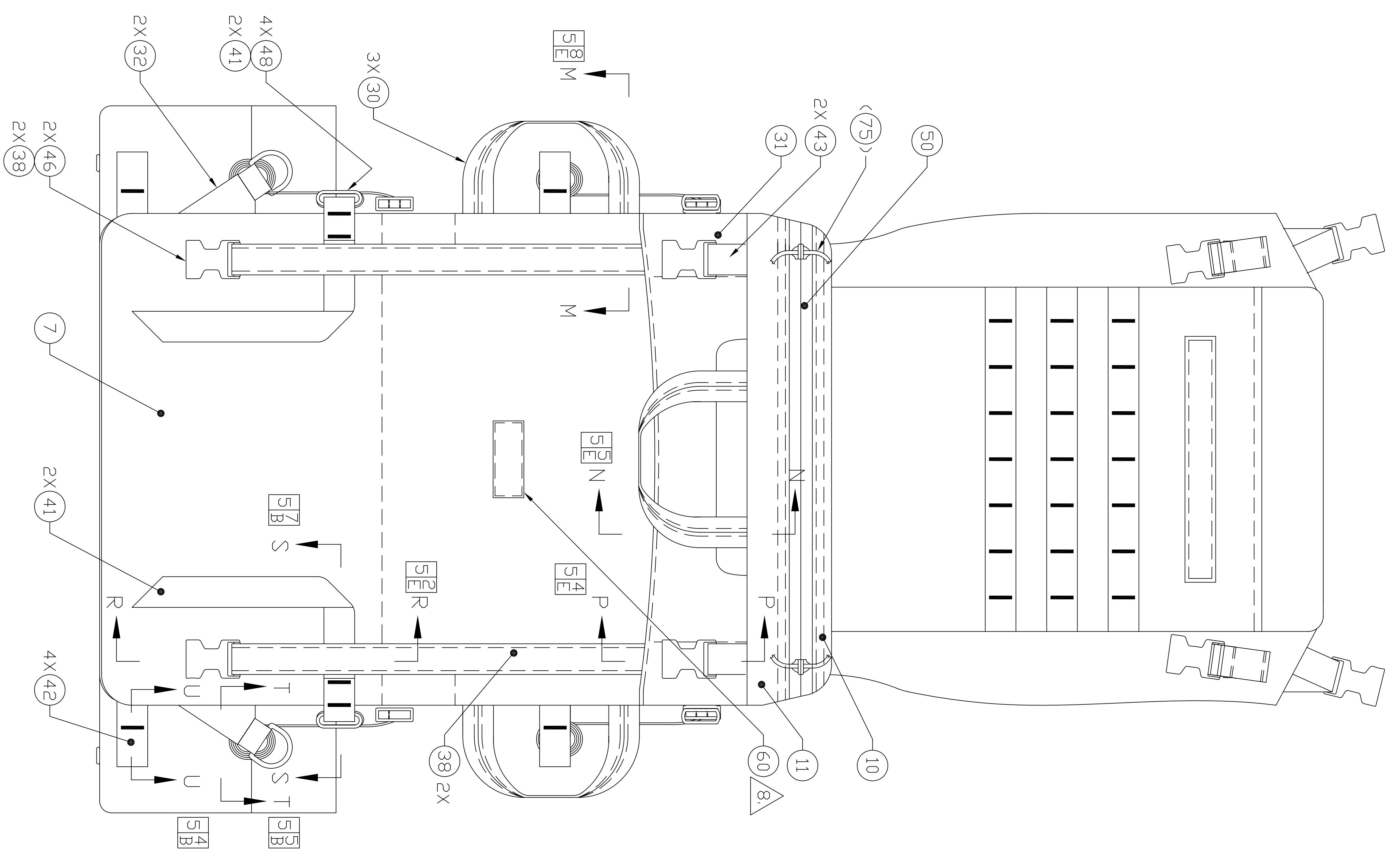
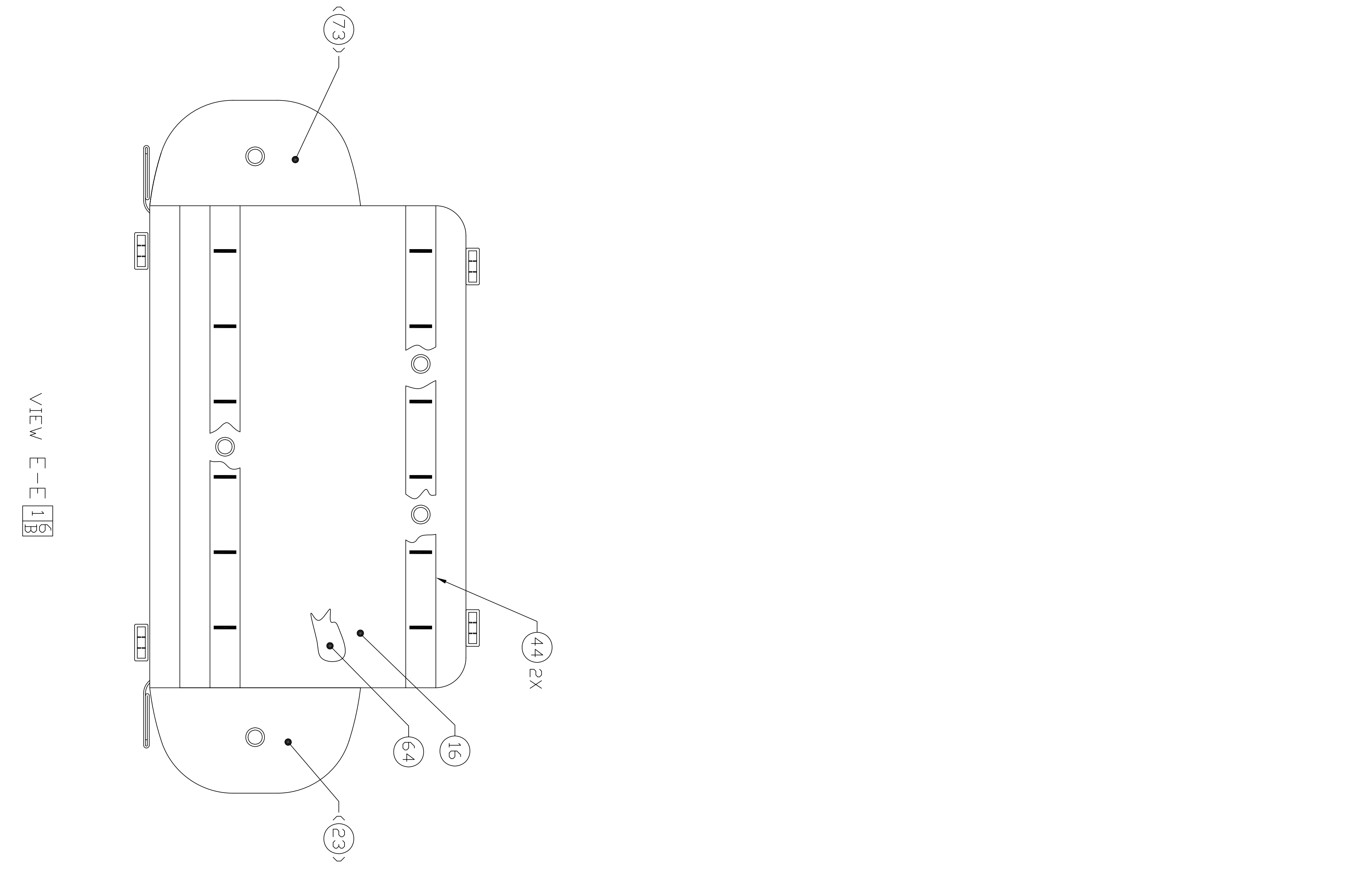
DATE: 11-05-01
 DRAWN BY: E. TAMSKY
 CHECKED: F. W. K.
 PERD OR GR: J. SCOTT
 APPROVED: [Signature]
 APPROVAL ACTIVITY: [Signature]
 I. CDMMR

SIZE: 11x17
 SCALE: 1/2 UNIT WT.
 DRAWING NO: 2-6-0894
 SHEET 1 OF 7

DISTRIBUTION STATEMENT A
 THIS DOCUMENT IS APPROVED FOR PUBLIC RELEASE; DISTRIBUTION IS UNLIMITED.

| REVISIONS | | PROJ. DEGR. | ABVD | DATE |
|-----------|---------------------------------|-------------|-------|----------|
| ZONE 1 RB | DESCRIPTION | | | |
| - | INITIAL RELEASE PER DR-S-010-11 | T. S. | T. S. | 11-05-20 |

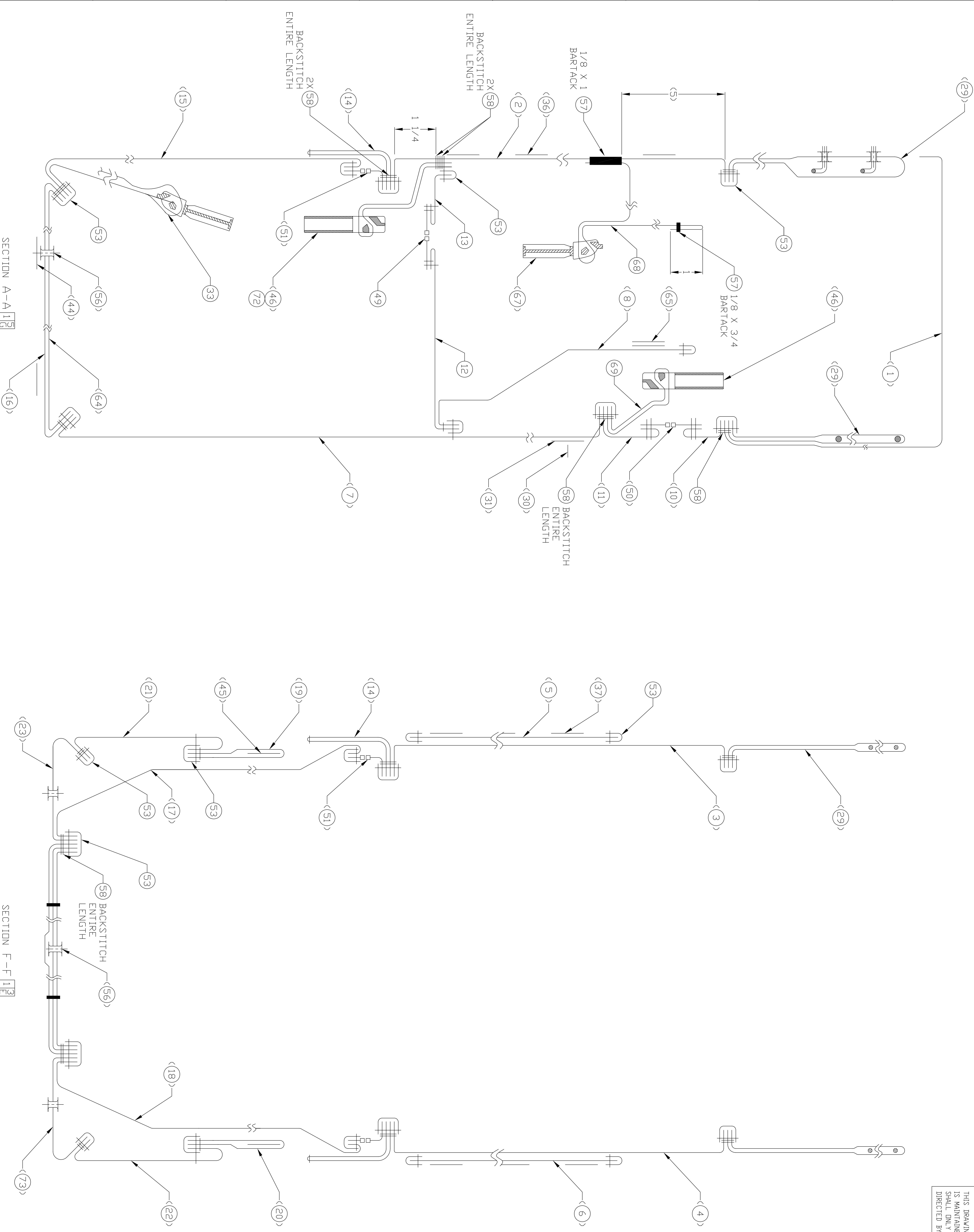
THIS DRAWING HAS BEEN GENERATED AND IS MAINTAINED BY A CAD SYSTEM. CHANGES SHALL ONLY BE INCORPORATED AS DIRECTED BY THE DESIGN ACTIVITY.



DISTRIBUTION STATEMENT A
THIS DOCUMENT IS APPROVED FOR PUBLIC RELEASE; DISTRIBUTION IS UNLIMITED.

| REVISIONS | | PROJ. DEGR. | ABVD | DATE |
|-----------|---------------------------------|-------------|------|----------|
| 1 | INITIAL RELEASE PER DR-S-010-11 | T.S. | T.S. | 11-05-20 |
| A | REVISED PER DR-S-022-11 | T.S. | T.S. | 11-10-11 |

THIS DRAWING HAS BEEN GENERATED AND IS MAINTAINED BY A CAD SYSTEM. CHANGES SHALL ONLY BE INCORPORATED AS DIRECTED BY THE DESIGN ACTIVITY.



DISTRIBUTION STATEMENT A
THIS DOCUMENT IS APPROVED FOR PUBLIC RELEASE; DISTRIBUTION IS UNLIMITED.

SIZE/SCALE DRAWING NO.
E 81337 2-6-0894
SCALE: 1:1 UNIT: WT. SHEET 3

DRW. NO. 2-6-0894 SHEET 3

8

7

6

5

4

3

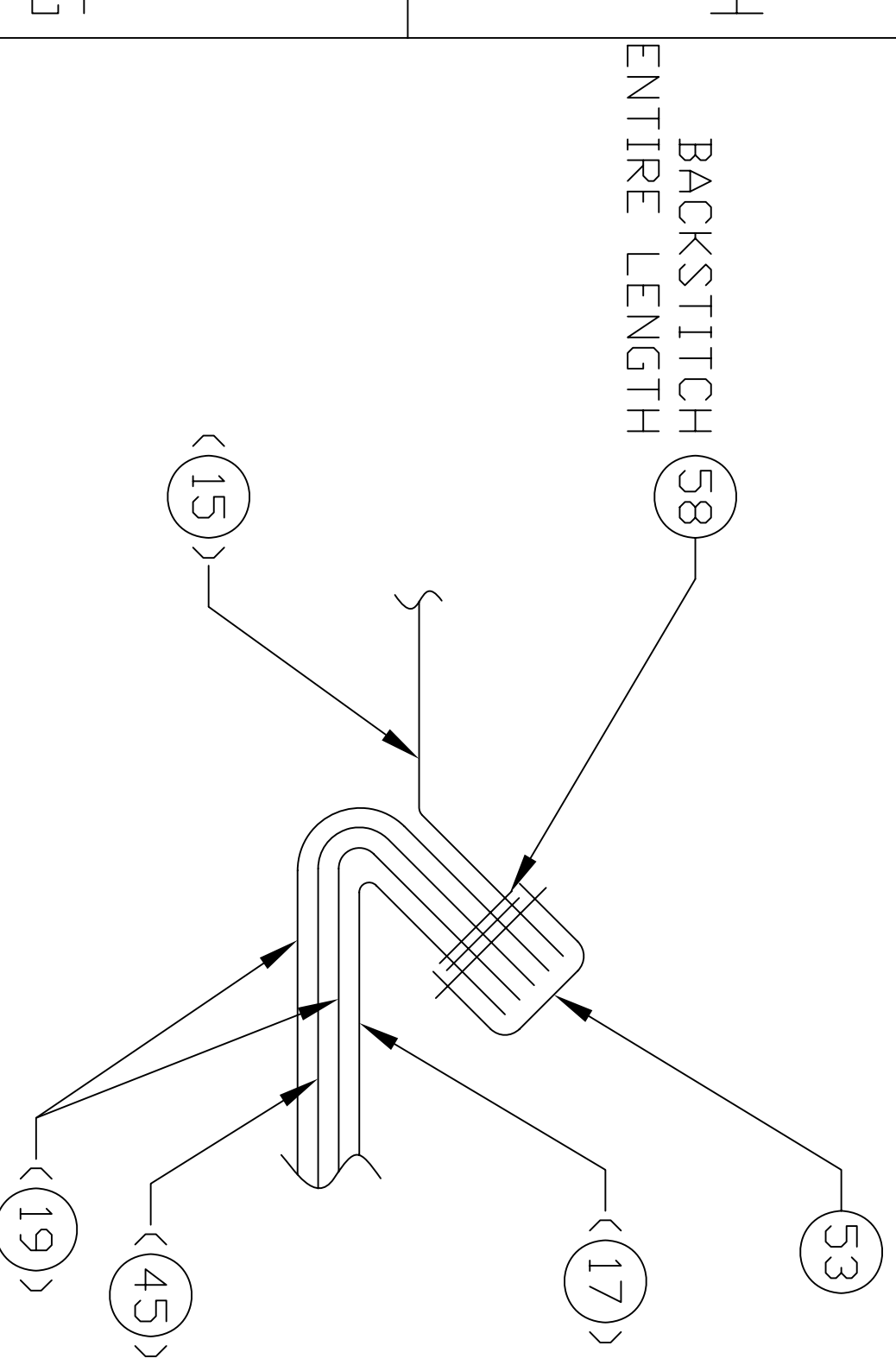
2

1

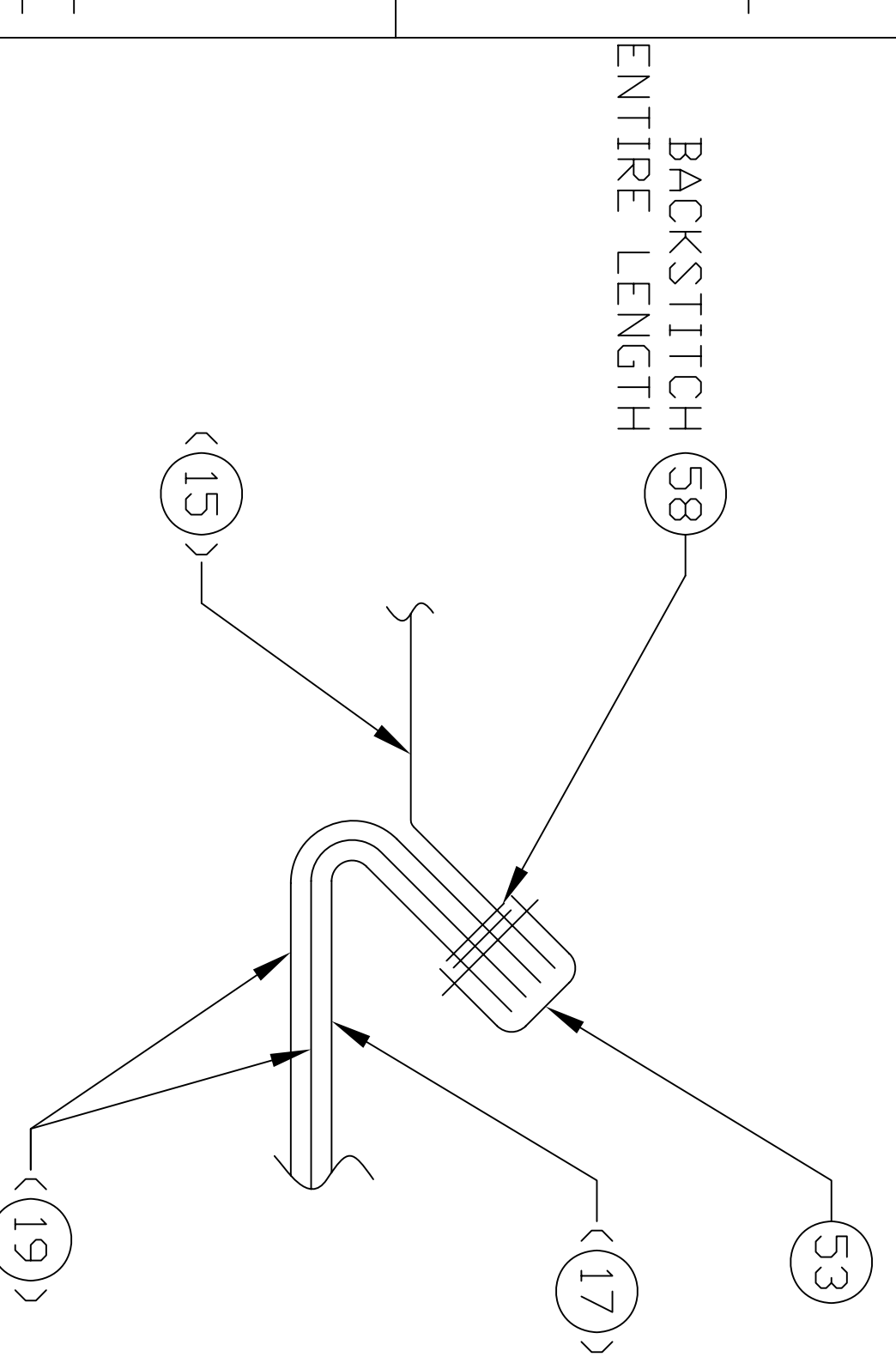
| REVISIONS | | PROJ. OR GR. | APP'D. | DATE |
|-----------|---------------------------------|--------------|--------|----------|
| 1 | INITIAL RELEASE PER DR-S-010-11 | T.S. | T.S. | 11-05-20 |
| A | REVISED PER DR-S-022-11 | T.S. | T.S. | 11-10-11 |

THIS DRAWING HAS BEEN GENERATED AND IS MAINTAINED BY A CAD SYSTEM. CHANGES SHALL ONLY BE INCORPORATED AS DIRECTED BY THE DESIGN ACTIVITY.

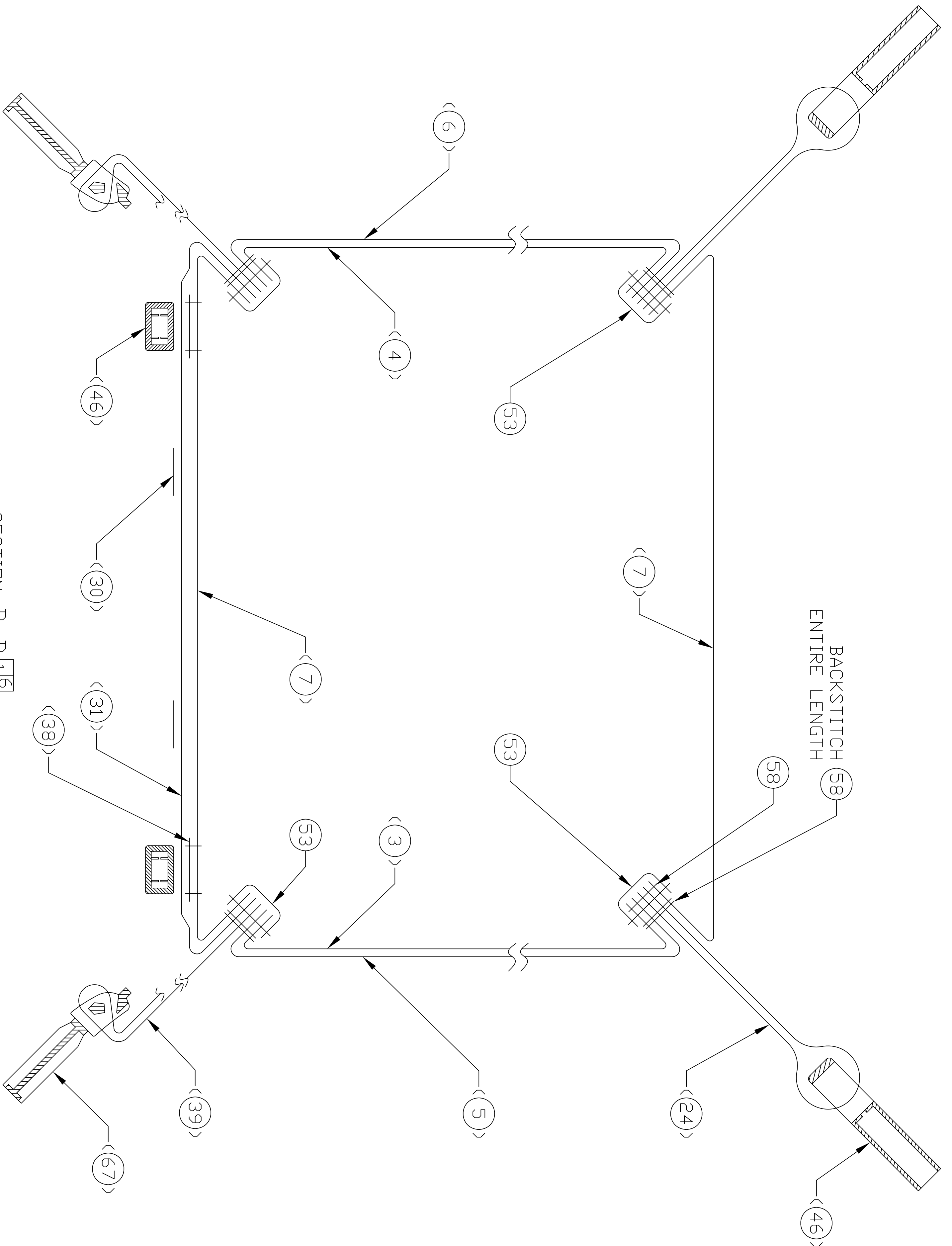
SECTION H-H 13
OPPOSITE SIDE,
OPPOSITE HAND



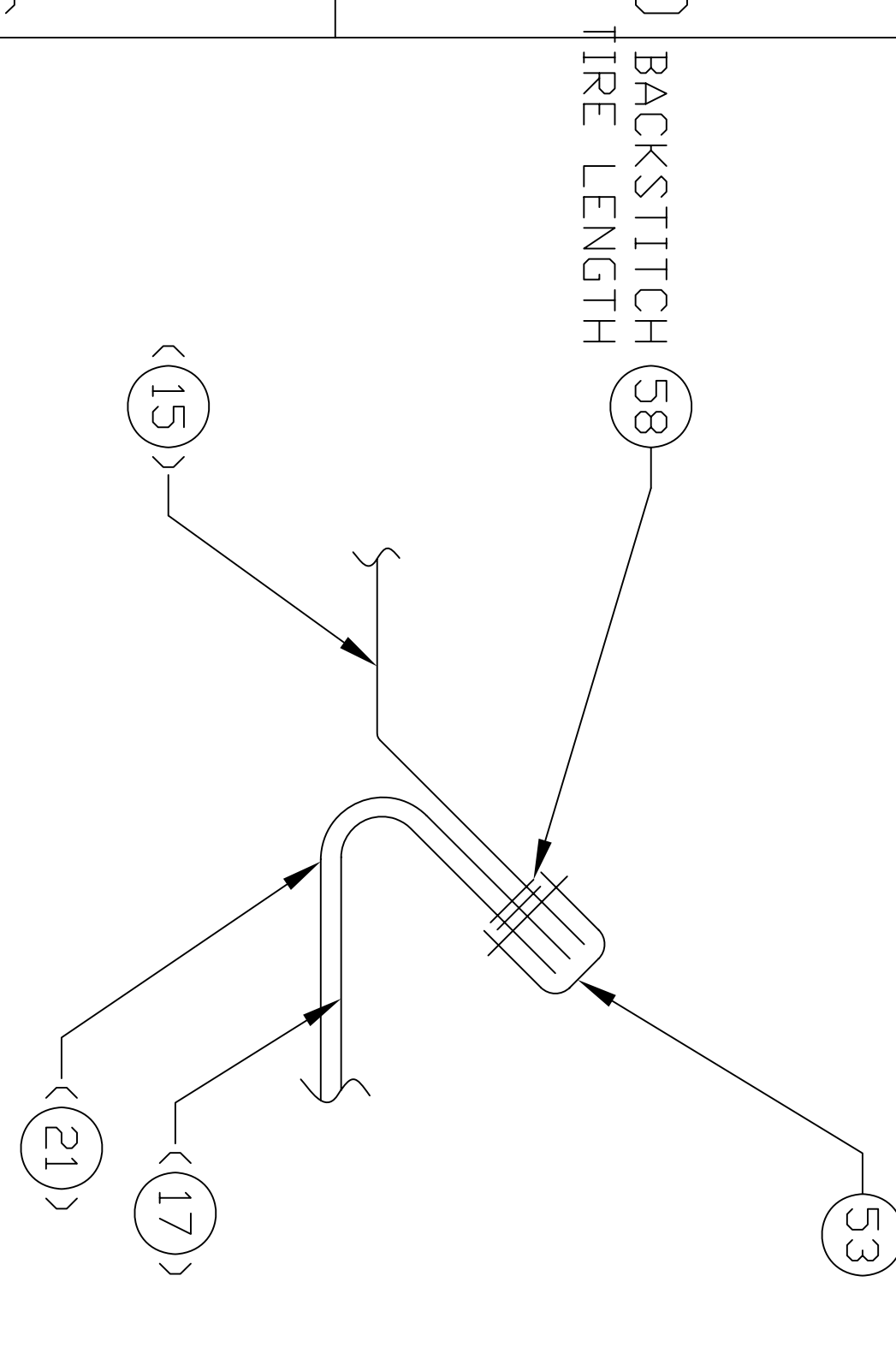
SECTION J-J 16



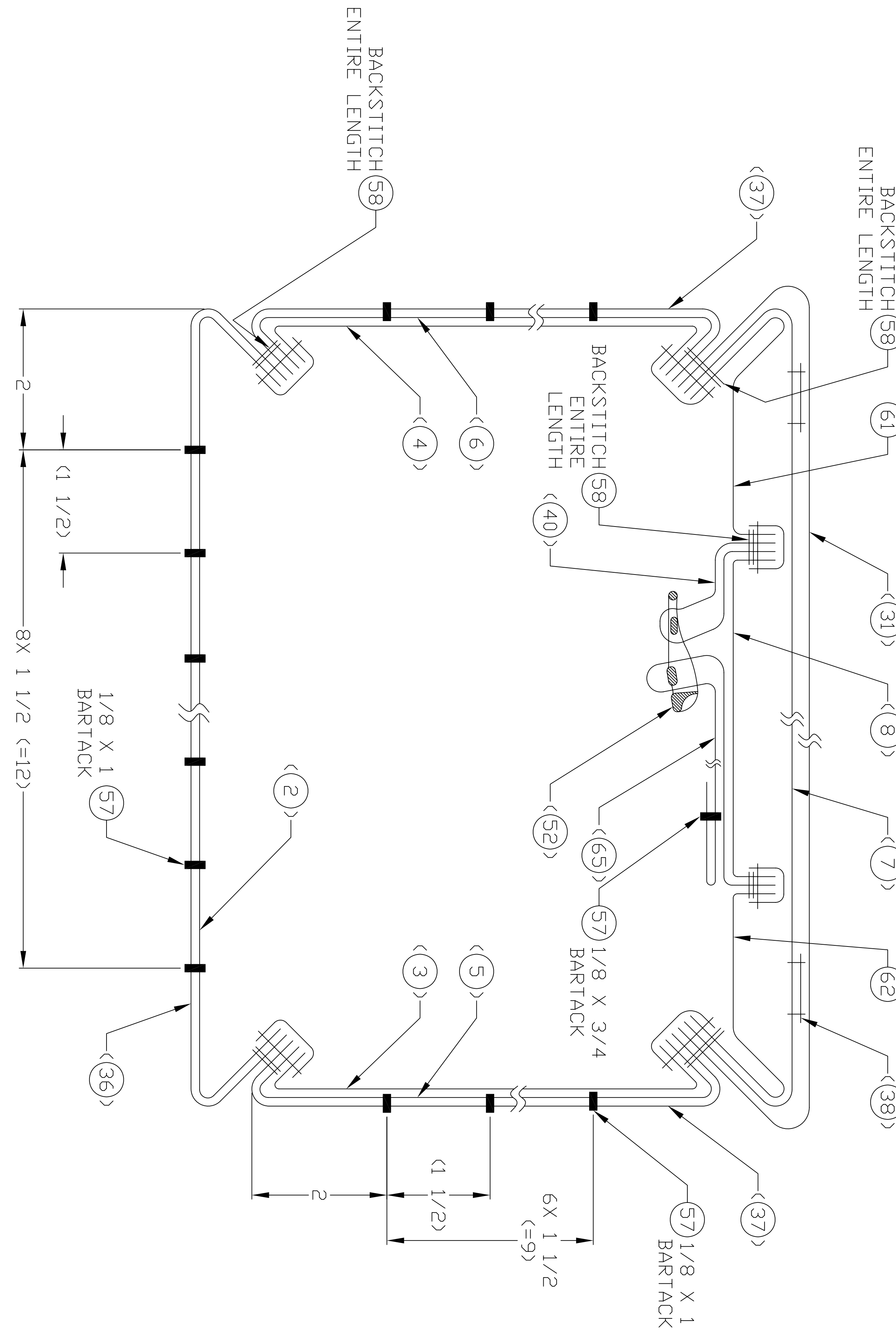
SECTION B-B 15



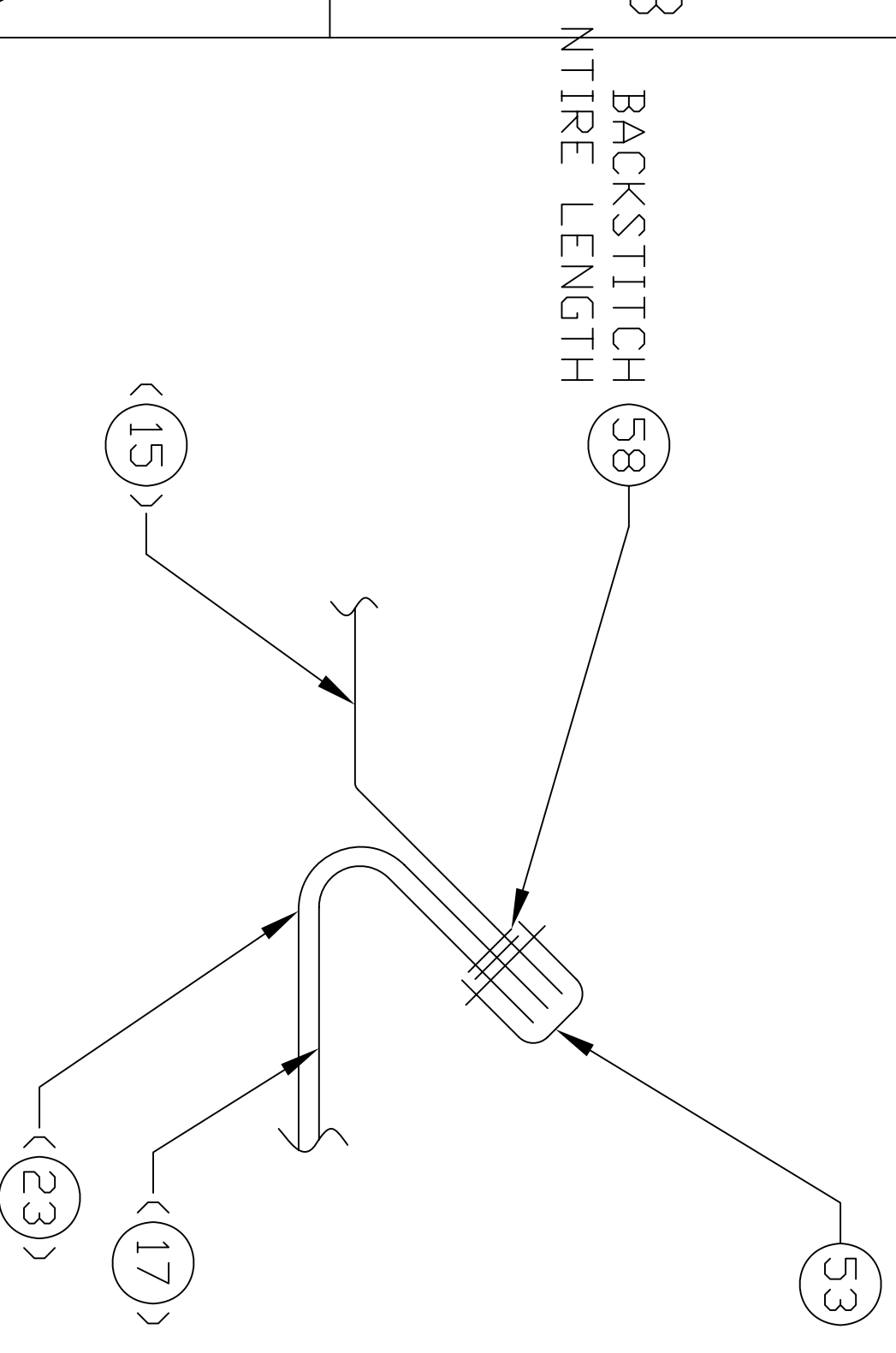
SECTION K-K 15



SECTION C-C 15



SECTION L-L 15

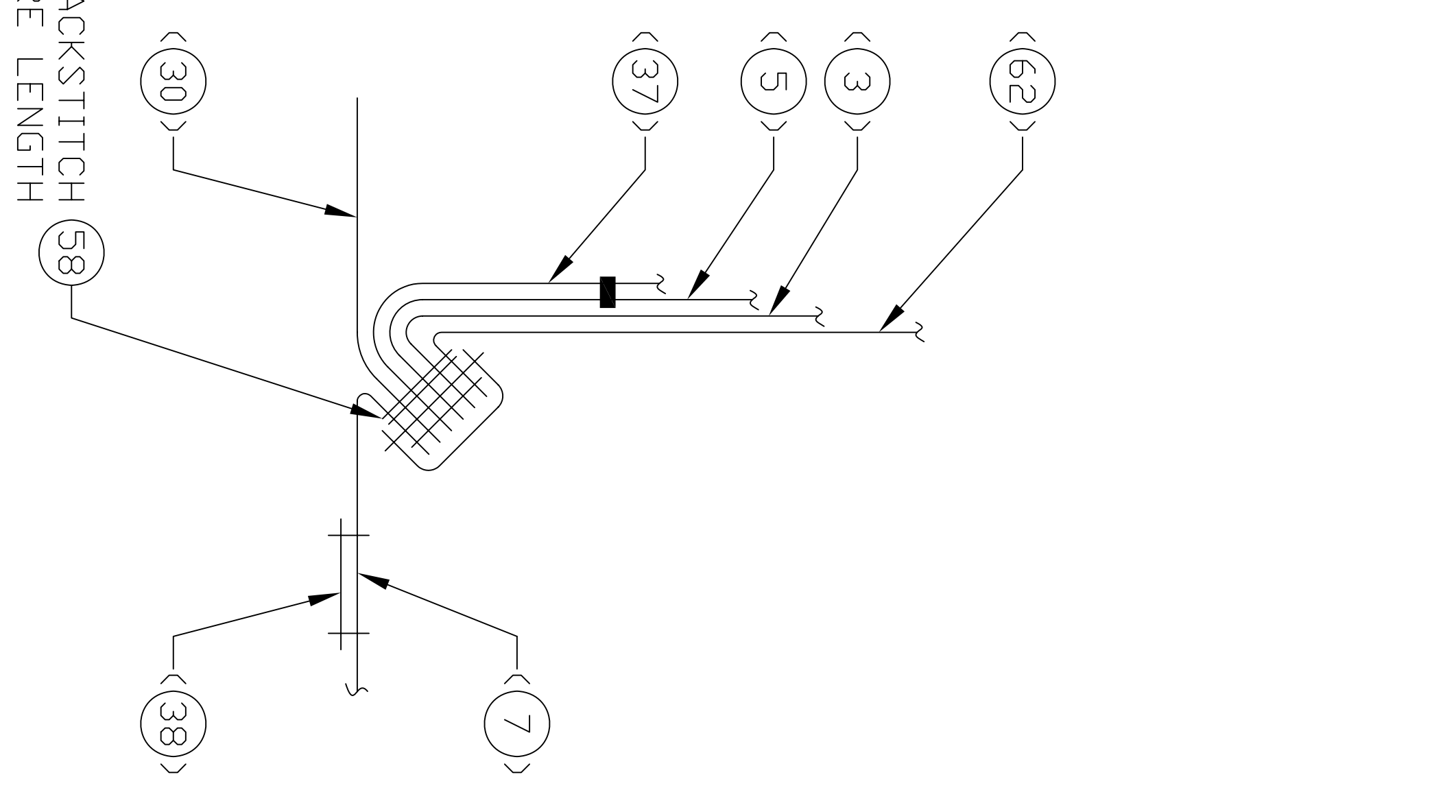


DISTRIBUTION STATEMENT A
THIS DOCUMENT IS APPROVED FOR PUBLIC RELEASE; DISTRIBUTION IS UNLIMITED.

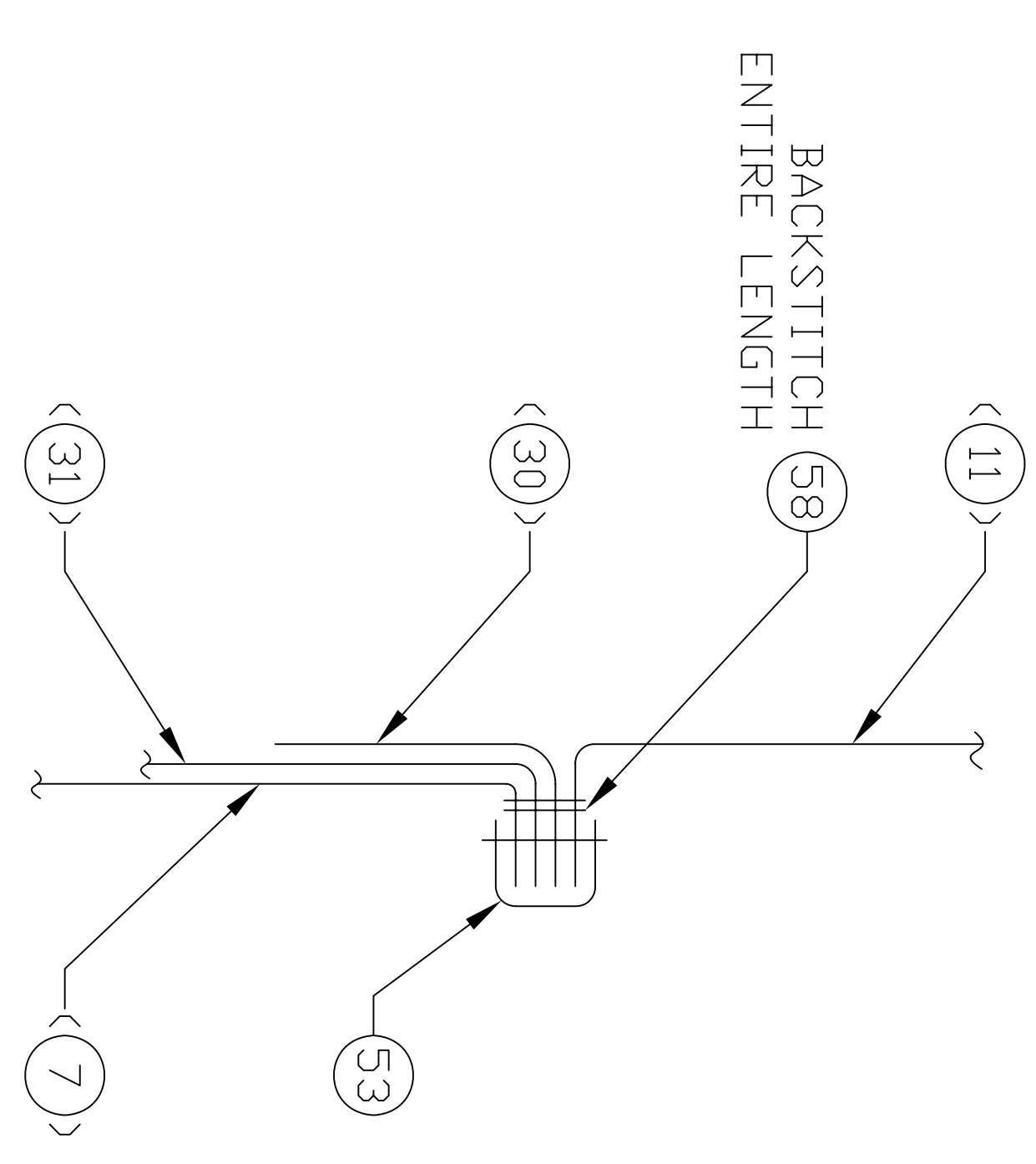
SIZE/CAGE DRAWING NO. DATE
E 81337 2-6-0894
SCALE: 1:1 UNIT: WT. SHEET 4

| REVISIONS | | PROJ. DEGR. | ABVD | DATE |
|-----------|---------------------------------|-------------|-------|----------|
| ZONE 118 | DESCRIPTION | T. S. | T. S. | T. S. |
| A | INITIAL RELEASE PER DR-S-010-11 | T. S. | T. S. | 11-05-20 |
| A | REVISED PER DR-S-022-11 | T. S. | T. S. | 11-10-11 |

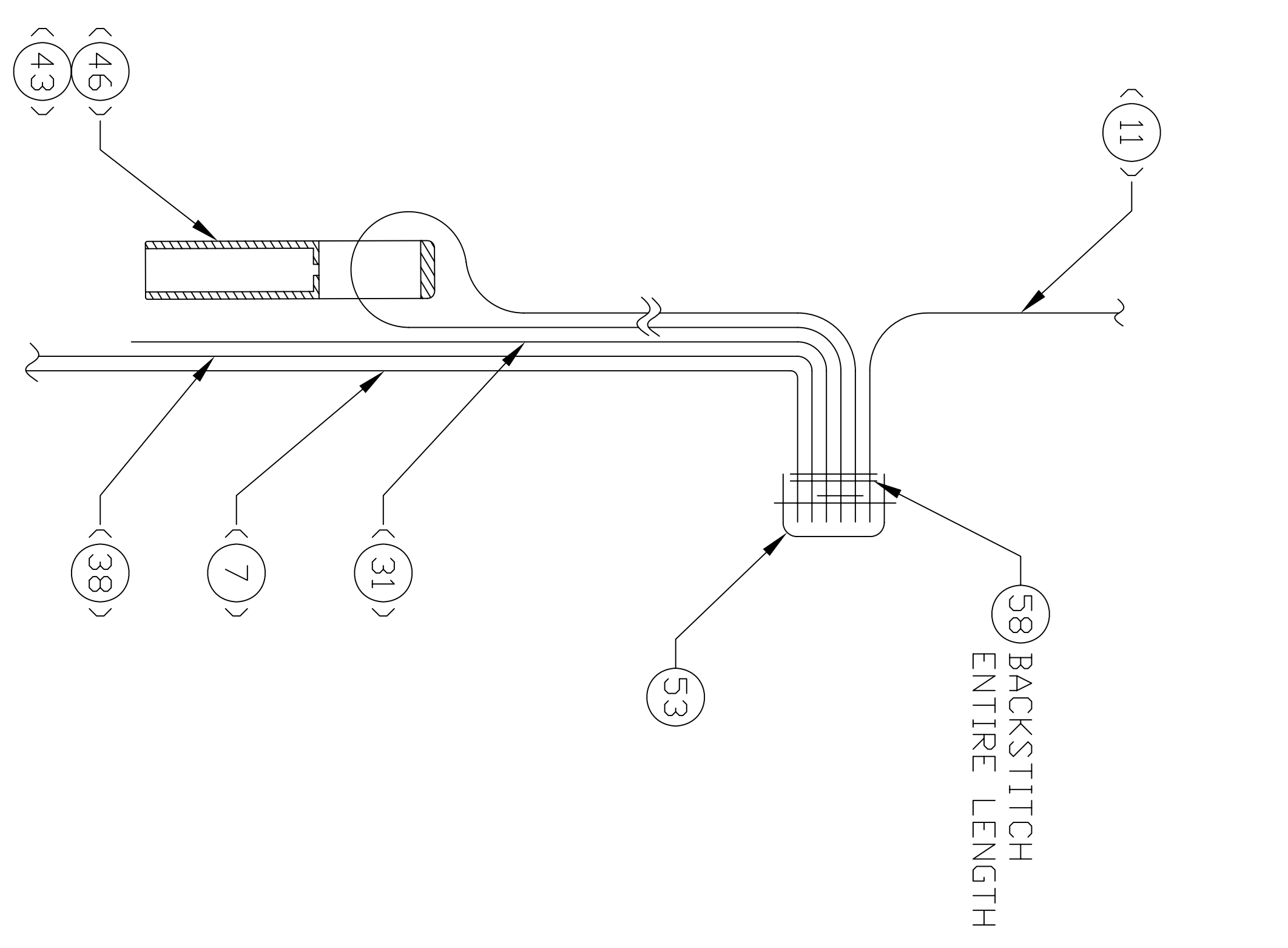
THIS DRAWING HAS BEEN GENERATED AND IS MAINTAINED BY A CAD SYSTEM. CHANGES SHALL ONLY BE INCORPORATED AS DIRECTED BY THE DESIGN ACTIVITY.



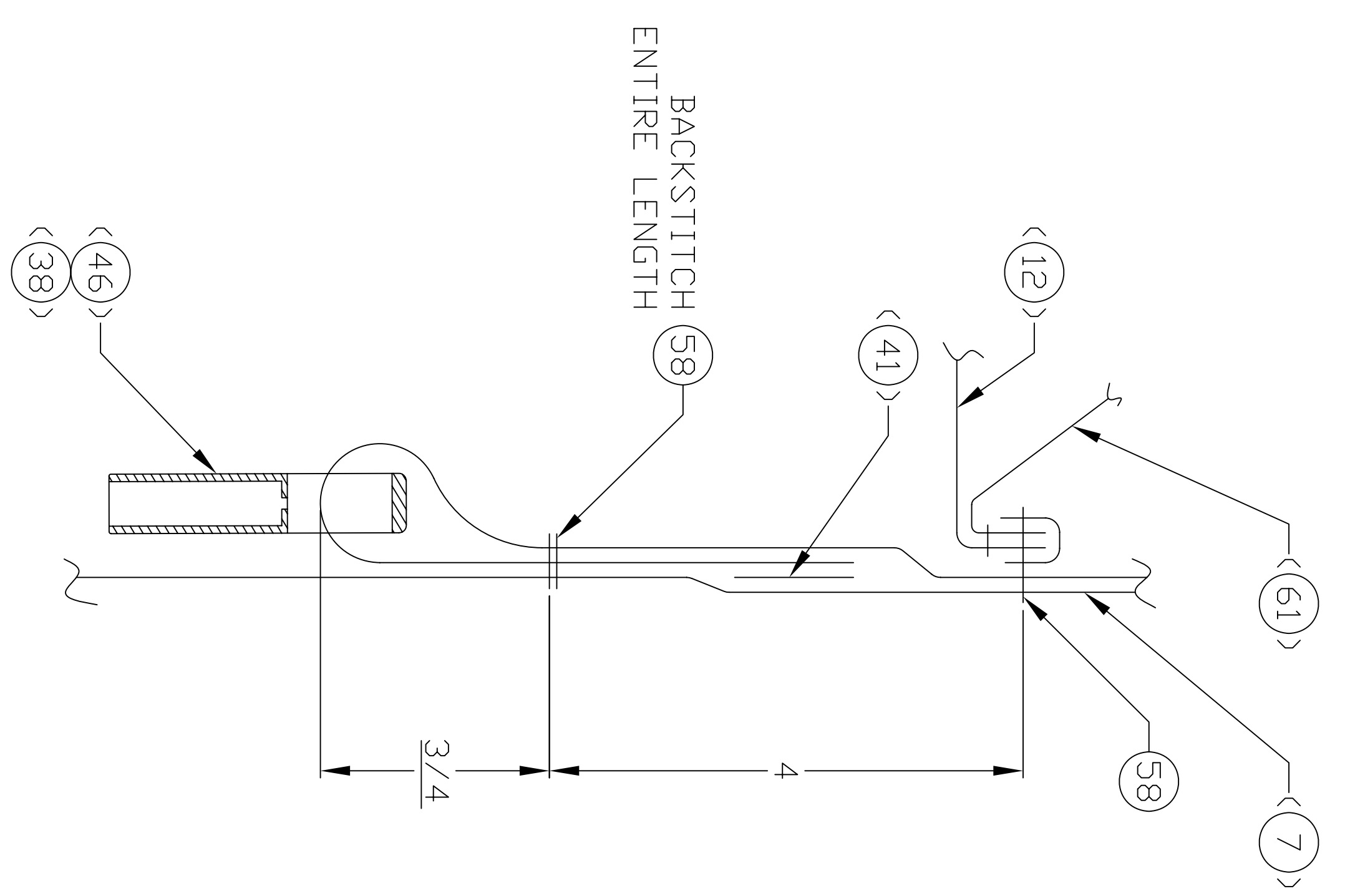
SECTION M-M [E] D



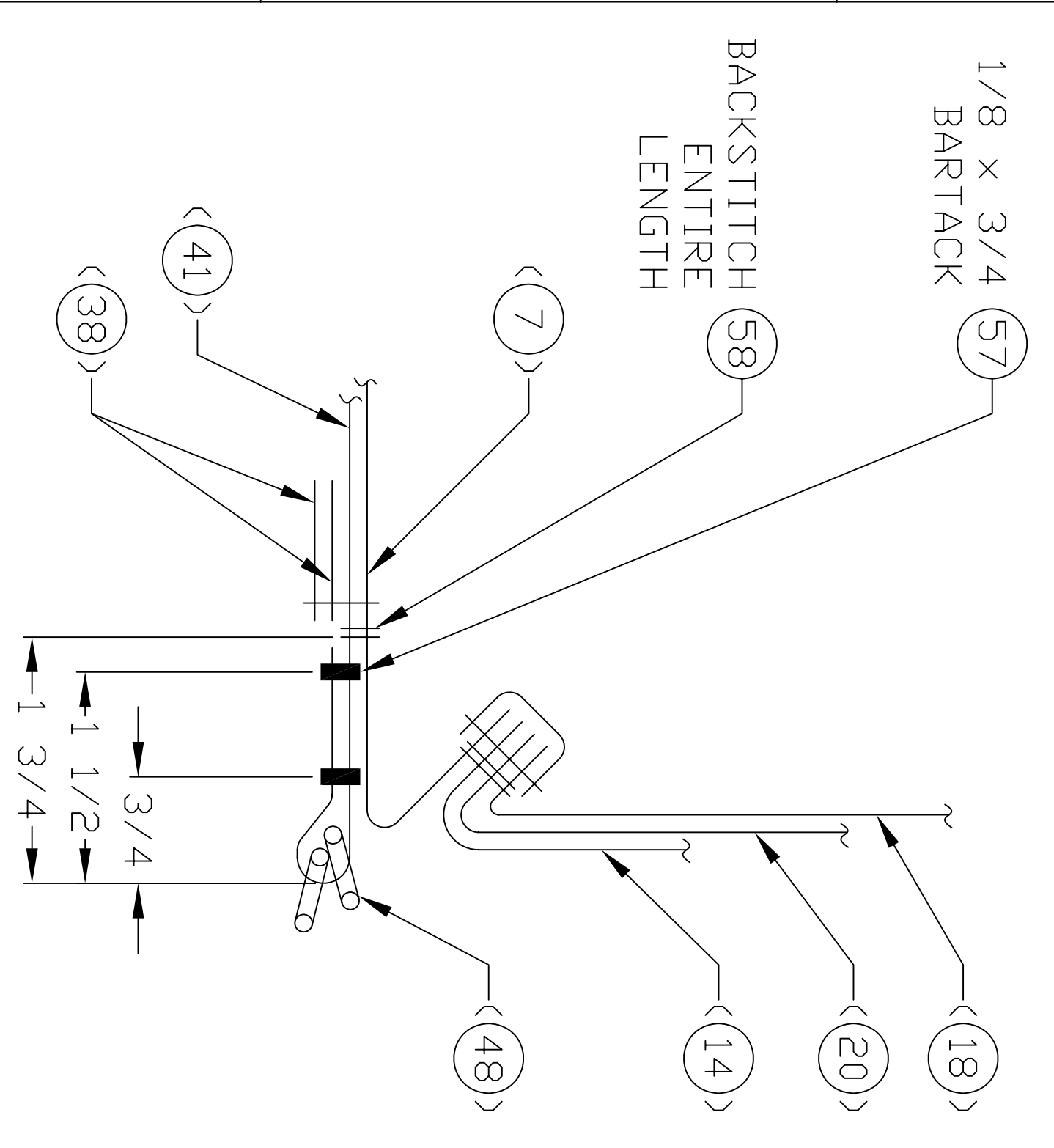
SECTION N-N [E] D



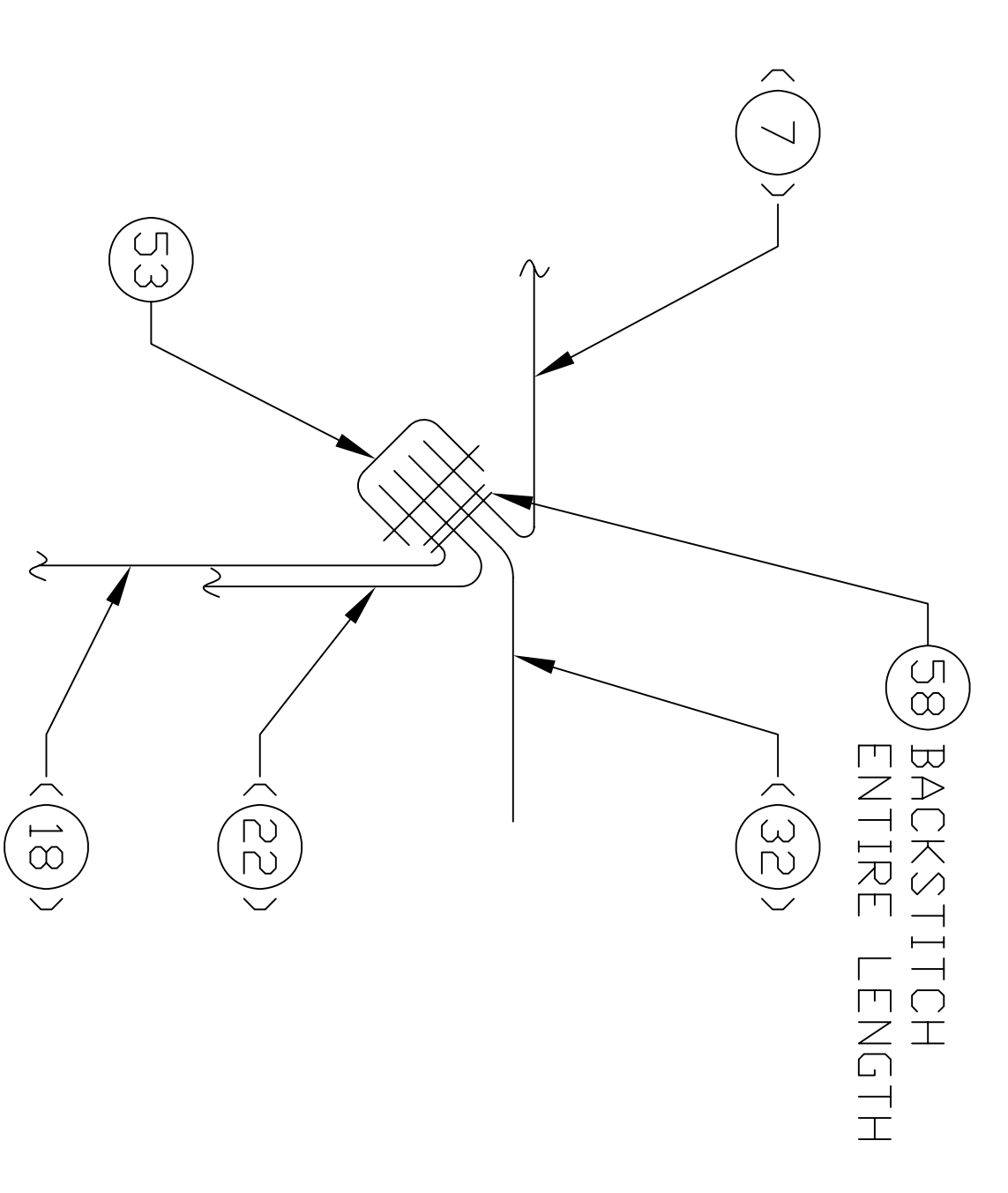
SECTION P-P [E] D



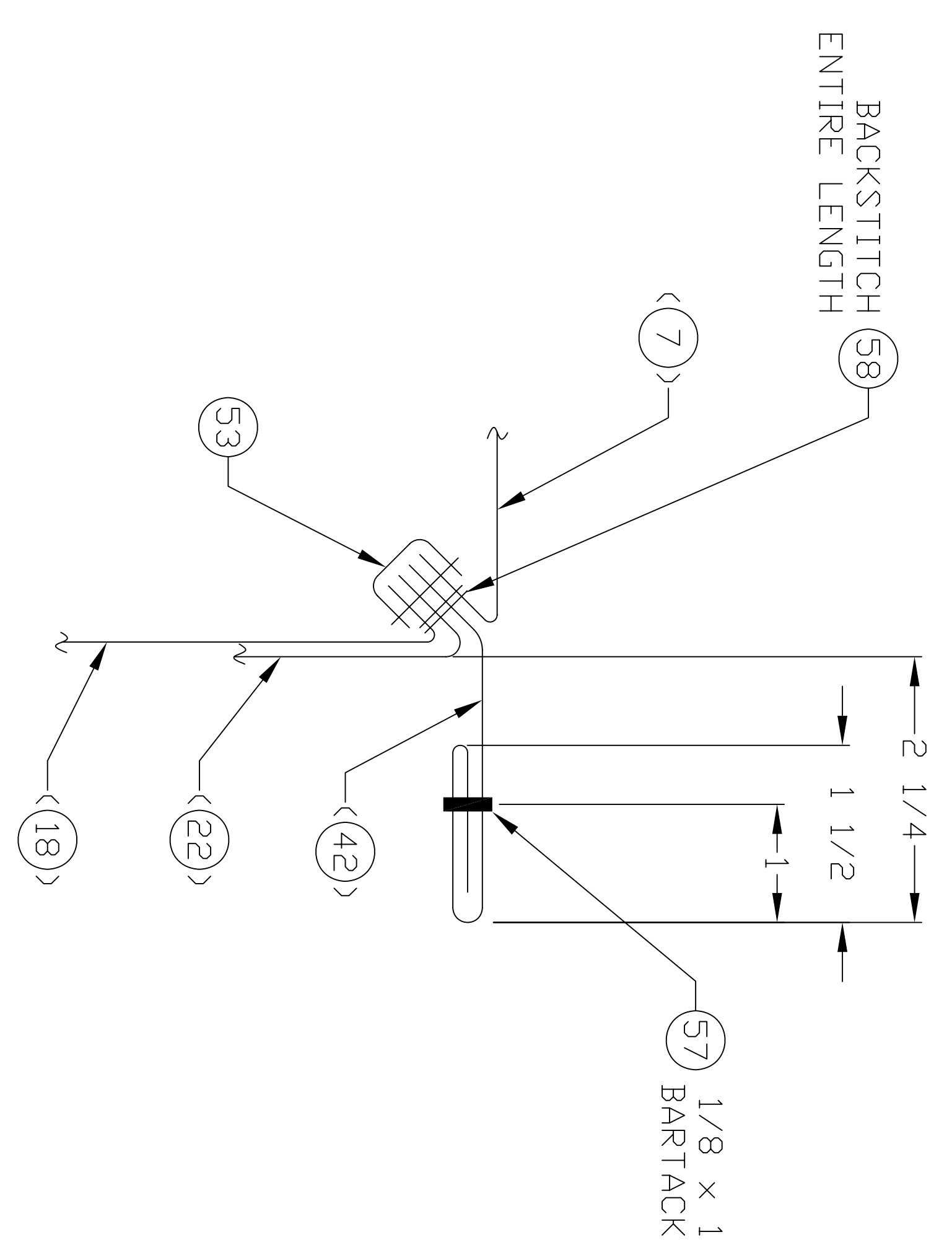
SECTION R-R [E] C



SECTION S-S [E] C



SECTION T-T [E] C



SECTION U-U [E] B
2X AS SHOWN,
2X OPPOSITE HAND

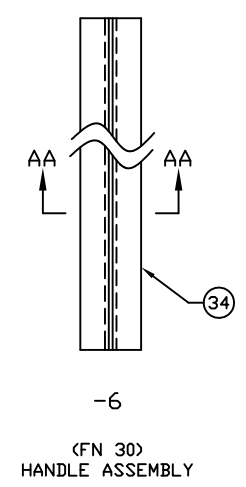
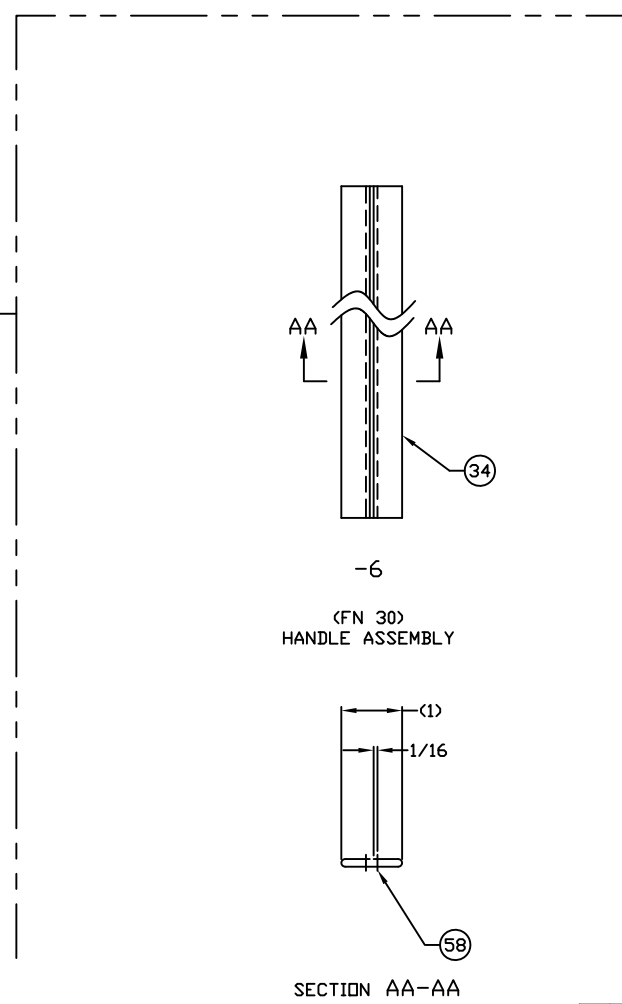
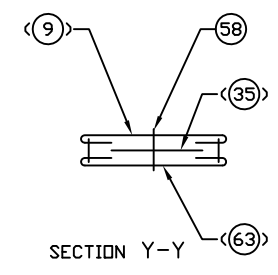
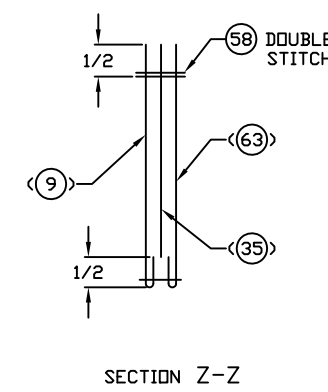
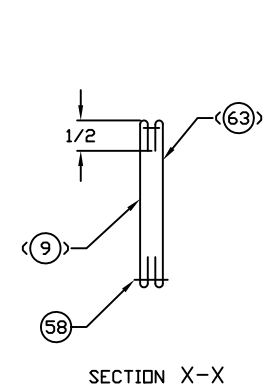
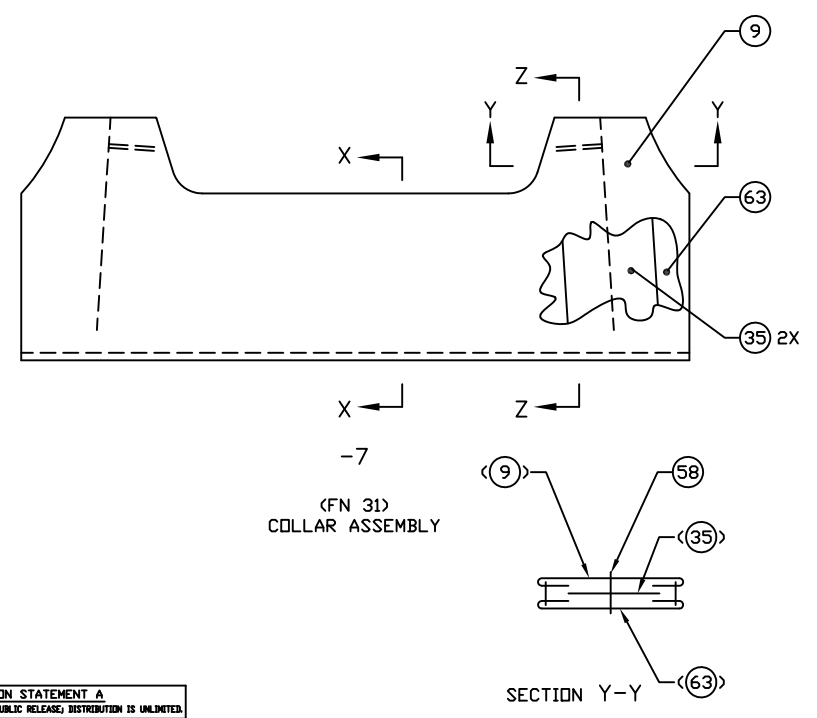
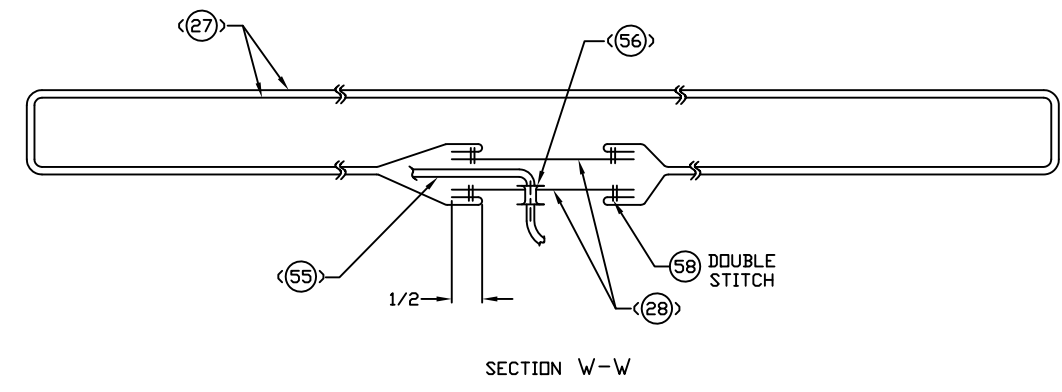
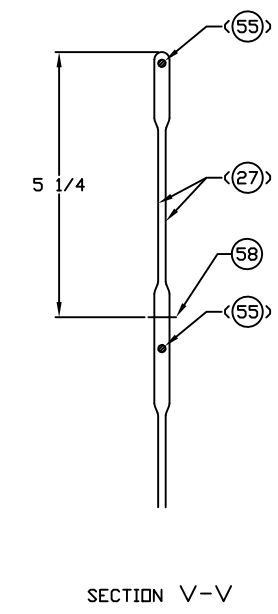
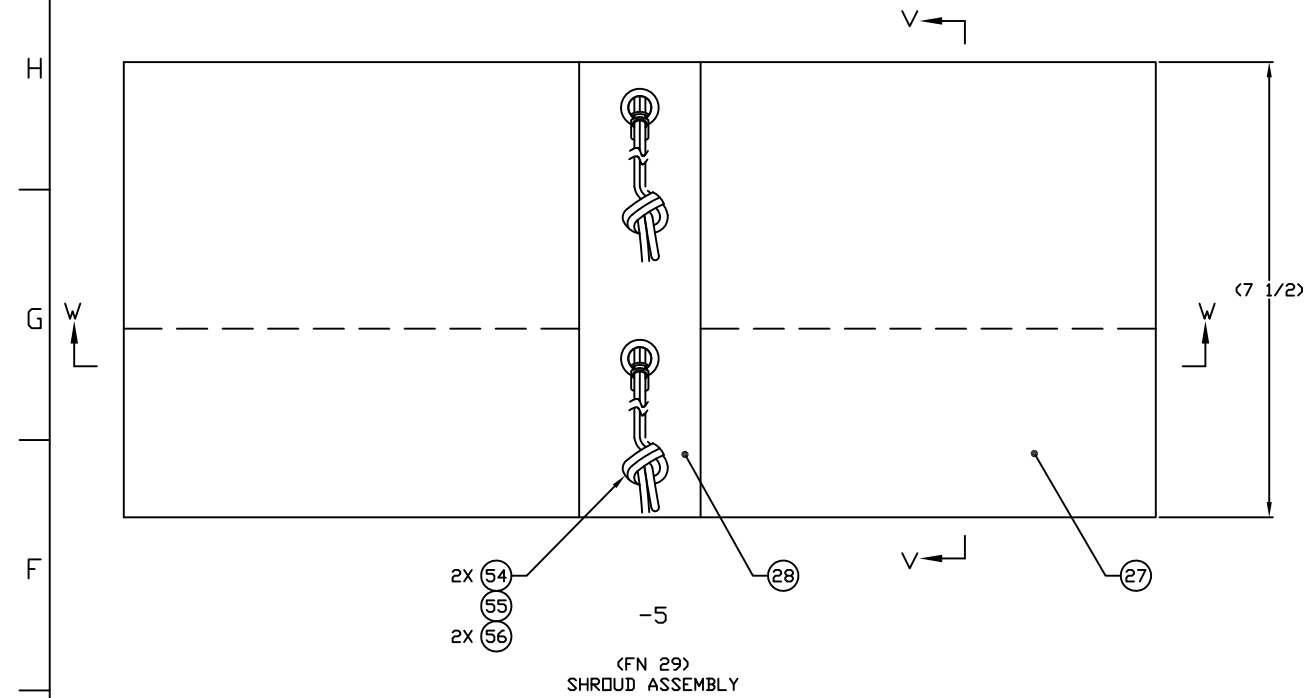
DISTRIBUTION STATEMENT A
THIS DOCUMENT IS APPROVED FOR PUBLIC RELEASE; DISTRIBUTION IS UNLIMITED.

SIZE/SCALE DRAWING NO.
E 81337 2-6-0894
SCALE: 1:1 UNIT: WT. SHEET 5

DRW. NO. 2-6-0894
SHEET 5

| REVISIONS | | | | |
|-----------|---------------------------------|----------|-------|----------|
| ZONE/LTR | DESCRIPTION | PRJ DFCR | APVD | DATE |
| - | INITIAL RELEASE PER DR-S-010-11 | T. S. | T. S. | 11-05-20 |
| B | REVISED PER DR-S-009-15 | T. S. | T. S. | 15-10-19 |

THIS DRAWING HAS BEEN GENERATED AND IS MAINTAINED BY A CAD SYSTEM. CHANGES SHALL ONLY BE INCORPORATED AS DIRECTED BY THE DESIGN ACTIVITY.

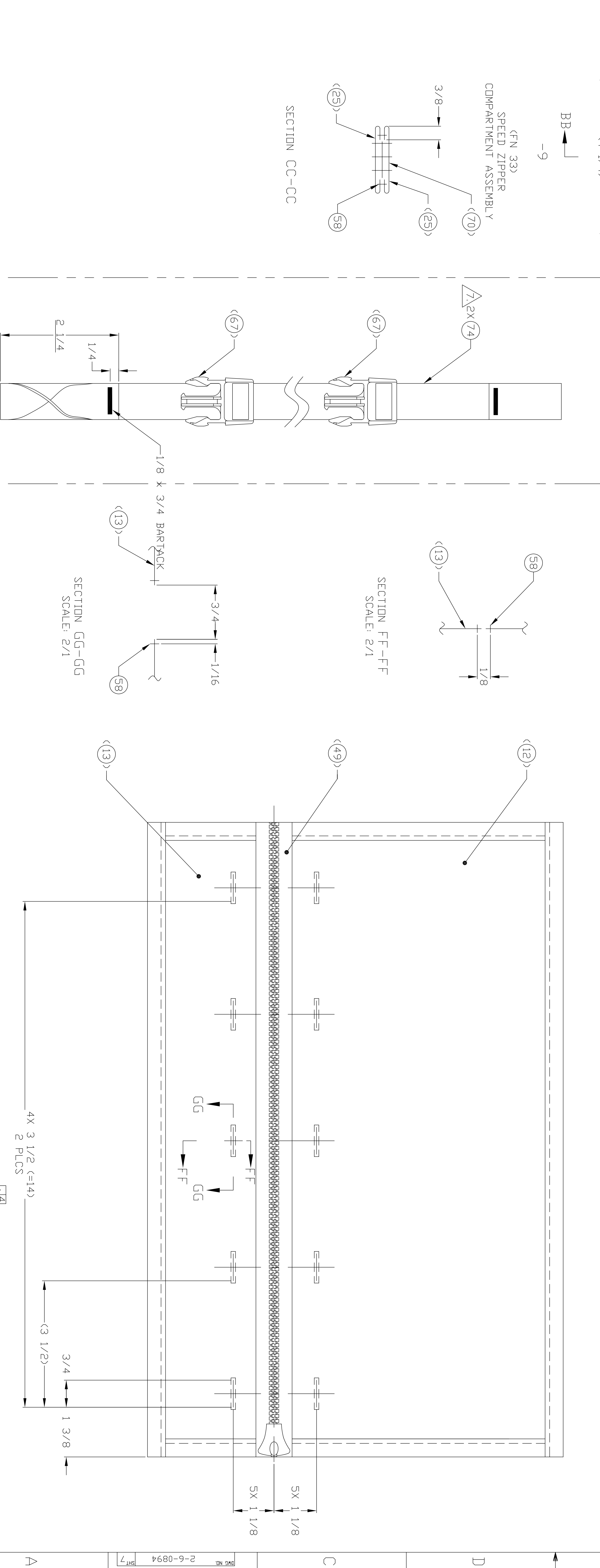
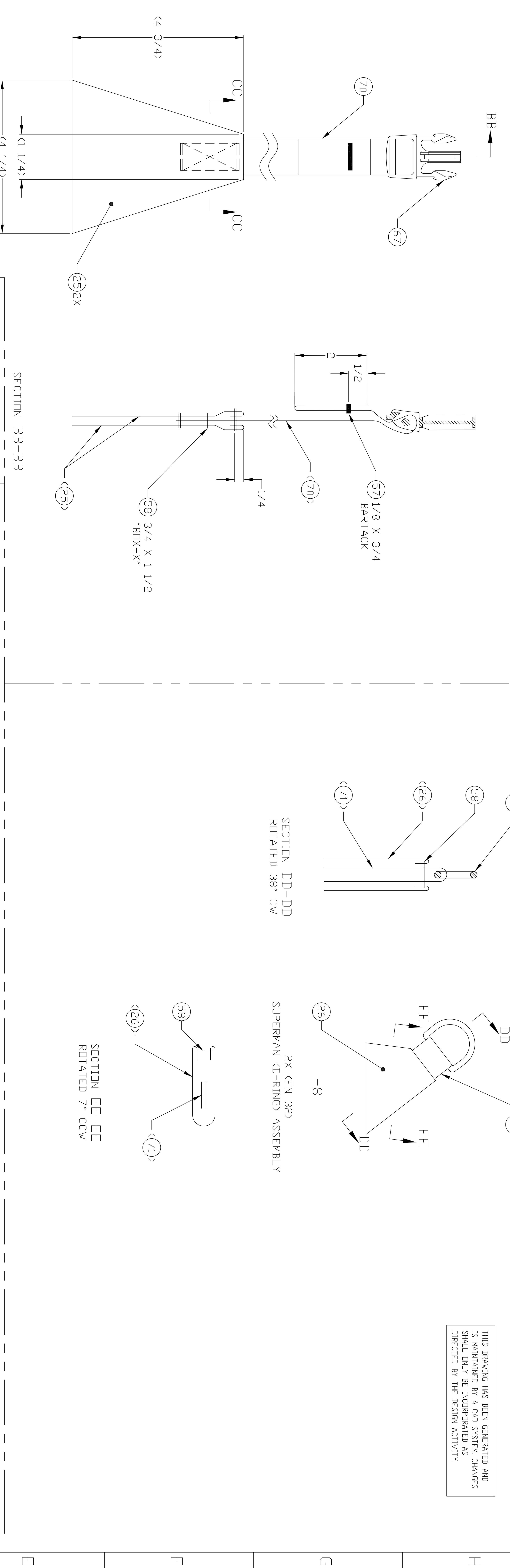


DISTRIBUTION STATEMENT A
 THIS DOCUMENT IS APPROVED FOR PUBLIC RELEASE; DISTRIBUTION IS UNLIMITED.

| | |
|--------------------|-------------|
| SIZE/CAGE | DRAWING NO. |
| E 81337 | 2-6-0894 |
| SCALE 1:1 UNIT WT. | SHEET 6 |

| REVISIONS | | | |
|-----------|---------------------------------|------------|----------|
| ZONE/LTR | DESCRIPTION | PROJ. DFCR | DATE |
| - | INITIAL RELEASE PER DR-S-010-11 | T.S. | 11-05-20 |
| A | REVISED PER DR-S-022-11 | T.S. | 11-10-11 |

THIS DRAWING HAS BEEN GENERATED AND IS MAINTAINED BY A CAD SYSTEM. CHANGES SHALL ONLY BE INCORPORATED AS DIRECTED BY THE DESIGN ACTIVITY.



DISTRIBUTION STATEMENT A
THIS DOCUMENT IS APPROVED FOR PUBLIC RELEASE; DISTRIBUTION IS UNLIMITED.

VIEW D-D
SHOWING BUTTON HOLES

SIZE: CASE
E 81337
SCALE: 1:1 UNIT: IN.
DRAWING NO.:
2-6-0894
SHEET 7

8 7 6 5 4 3 2 1

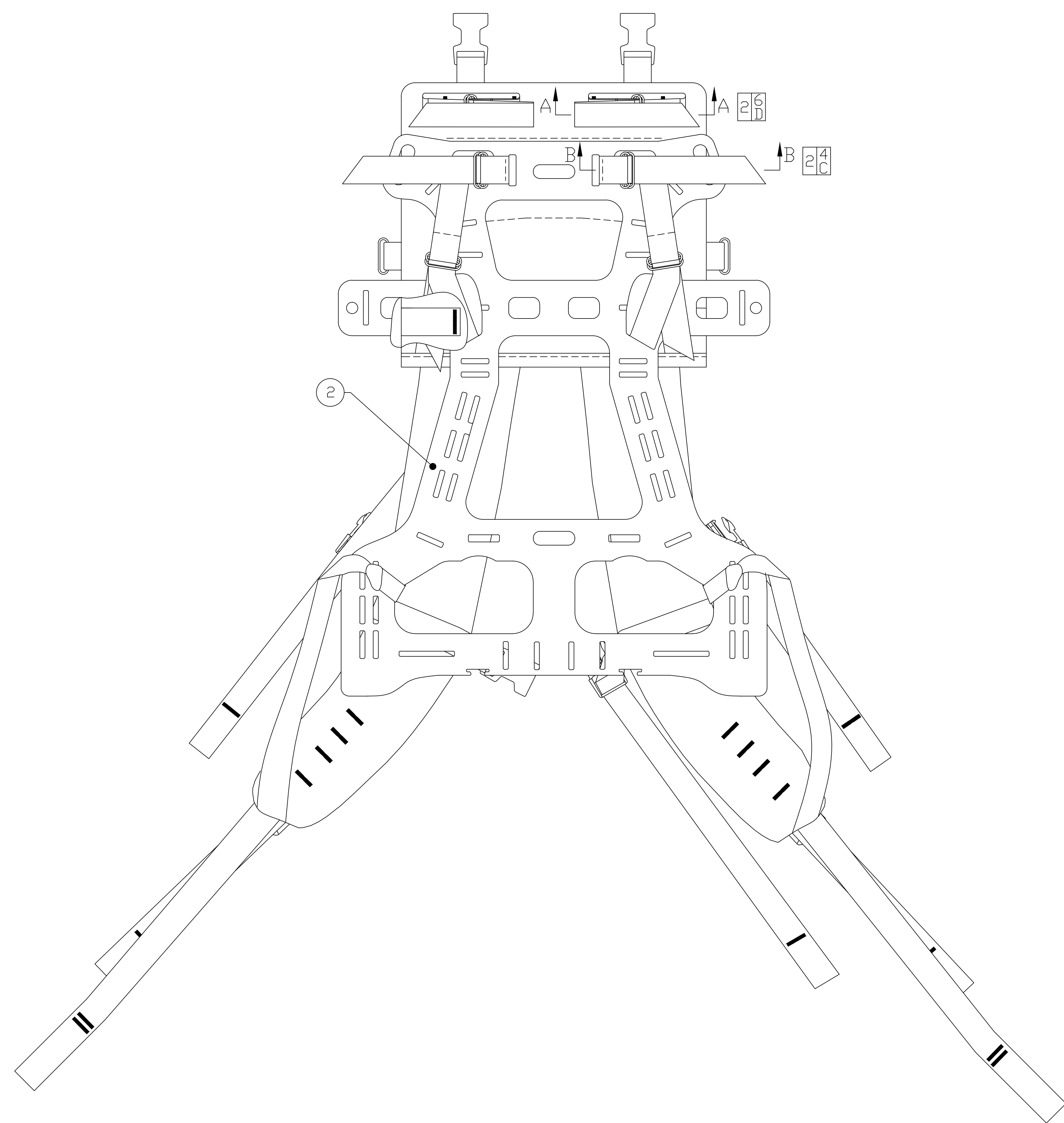
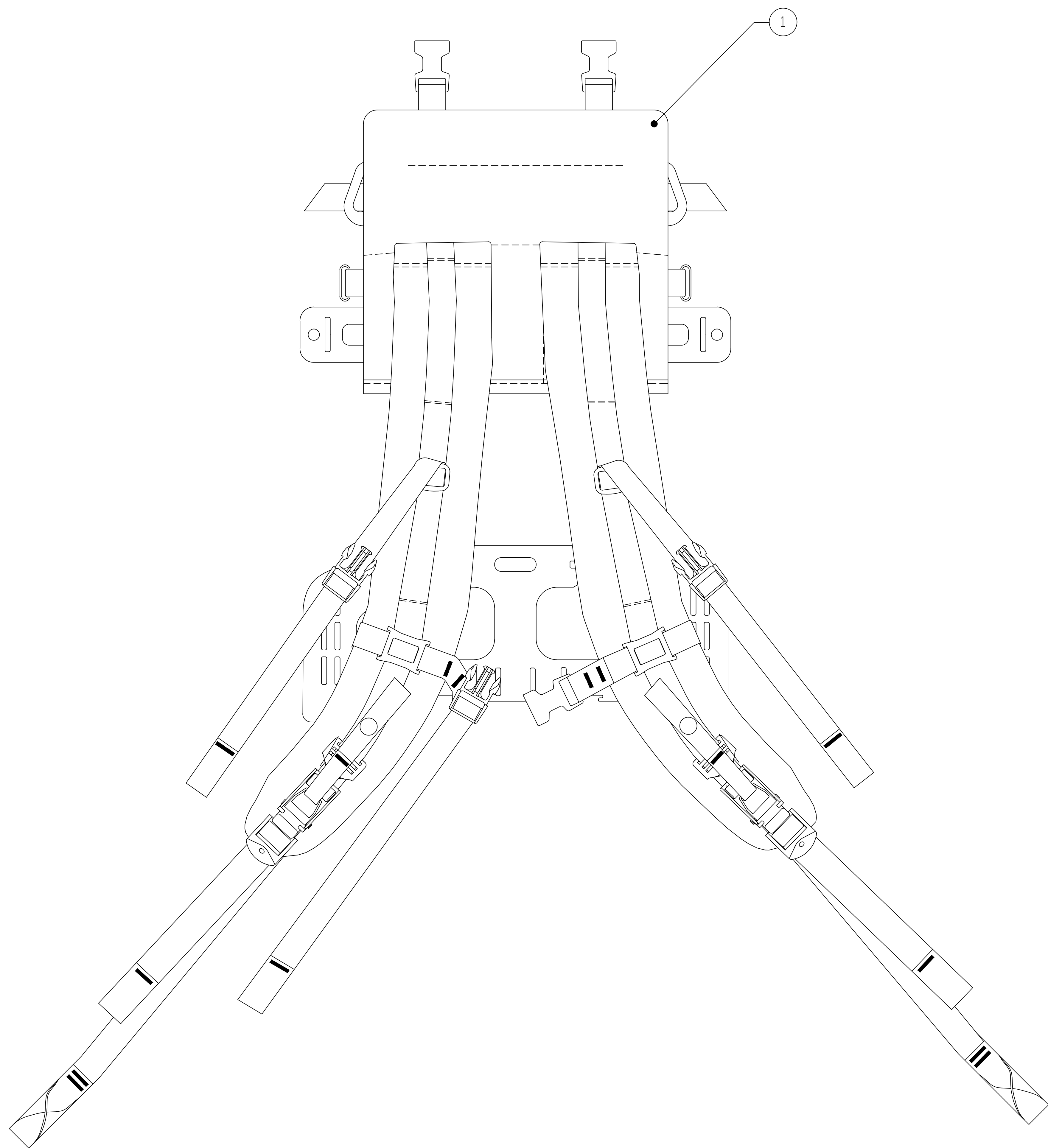
A

| REVISIONS | | | | |
|-----------|---------------------------------|----------|-------|----------|
| ZONE/LTR | DESCRIPTION | PRJ DFCR | APVD | DATE |
| - | INITIAL RELEASE PER DR-S-010-11 | T. S. | T. S. | 11-05-20 |
| A | REVISED PER DR-S-022-11 | T. S. | T. S. | 11-10-11 |
| B | REVISED PER DR-S-005-16 | T. S. | T. S. | 16-03-25 |

NOTES:

1. WORKMANSHIP, CONSTRUCTION, STITCHING AND QUALITY ASSURANCE PROVISIONS SHALL CONFORM TO DETAIL SPECIFICATION: SYSTEM SPECIFICATION FOR THE FAMILY OF IMPROVED LOAD BEARING EQUIPMENT.
2. UNLESS OTHERWISE SPECIFIED ALL FOLDS, HEMS, AND TURN UNDERS SHALL BE 3/8".
3. ALL STITCHING SHALL BE BACKSTITCHED NOT LESS THAN 1/2 INCH UNLESS TURNED UNDER BY A HEM OR HELD BY OTHER STITCHING.
4. ALL STITCHING TO BE 1/8 INCH FROM EDGE OR APART, UNLESS OTHERWISE SPECIFIED.
5. UNLESS OTHERWISE SPECIFIED, TOLERANCES SHALL BE AS FOLLOWS:
 1/8 INCH OR MORE BUT LESS THAN 2 INCHES --- ±1/16
 2 INCHES OR MORE BUT LESS THAN 10 INCHES -- ±1/8
 10 INCHES OR MORE BUT LESS THAN 36 INCHES - ±1/4
 36 INCHES OR MORE ----- ±3/8
6. SEAR ALL ENDS OF WEBBING AND TAPE TO PREVENT FRAYING. AVOID FORMING SHARP EDGES.

THIS DRAWING HAS BEEN GENERATED AND IS MAINTAINED BY A CAD SYSTEM. CHANGES SHALL ONLY BE INCORPORATED AS DIRECTED BY THE DESIGN ACTIVITY.



-1

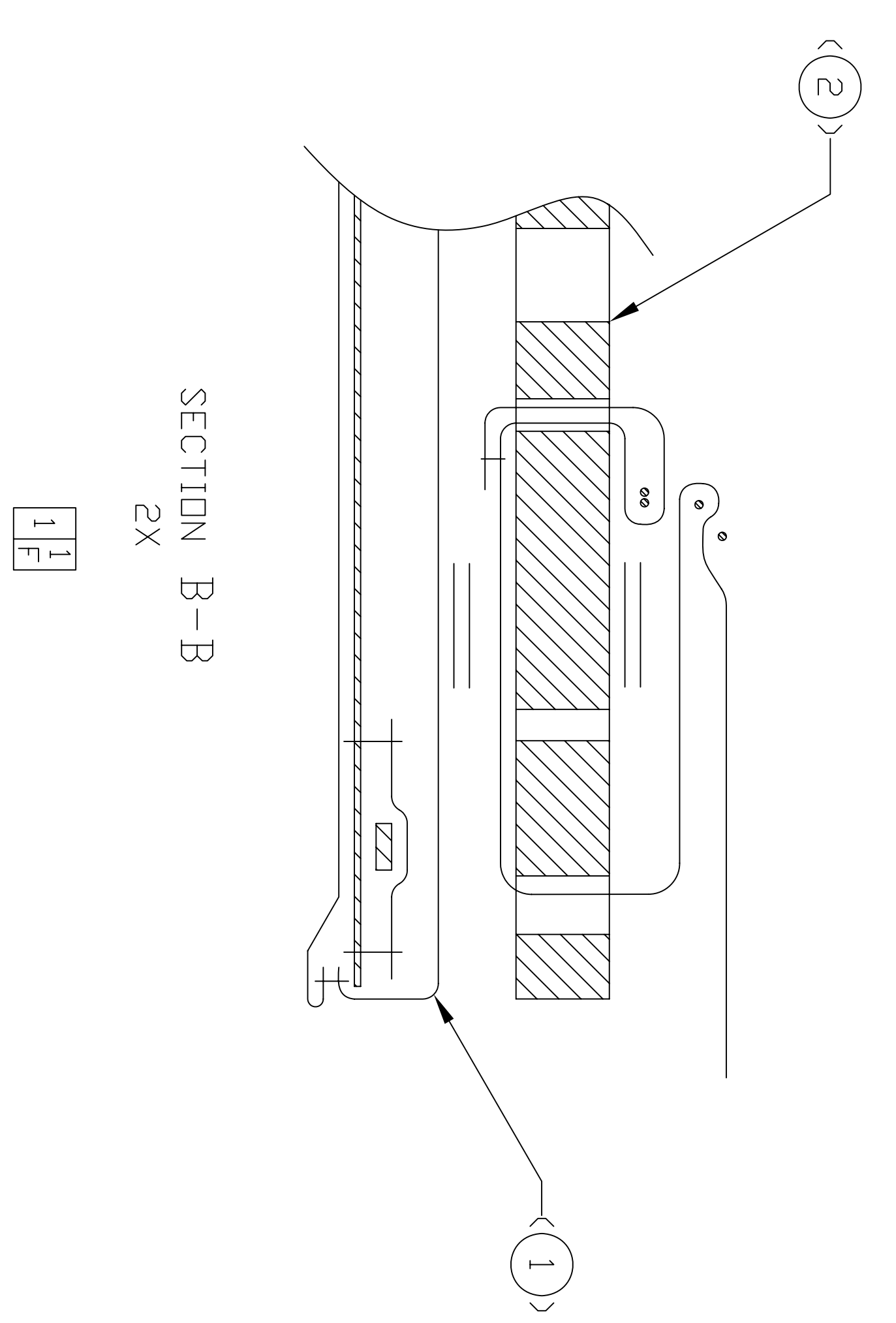
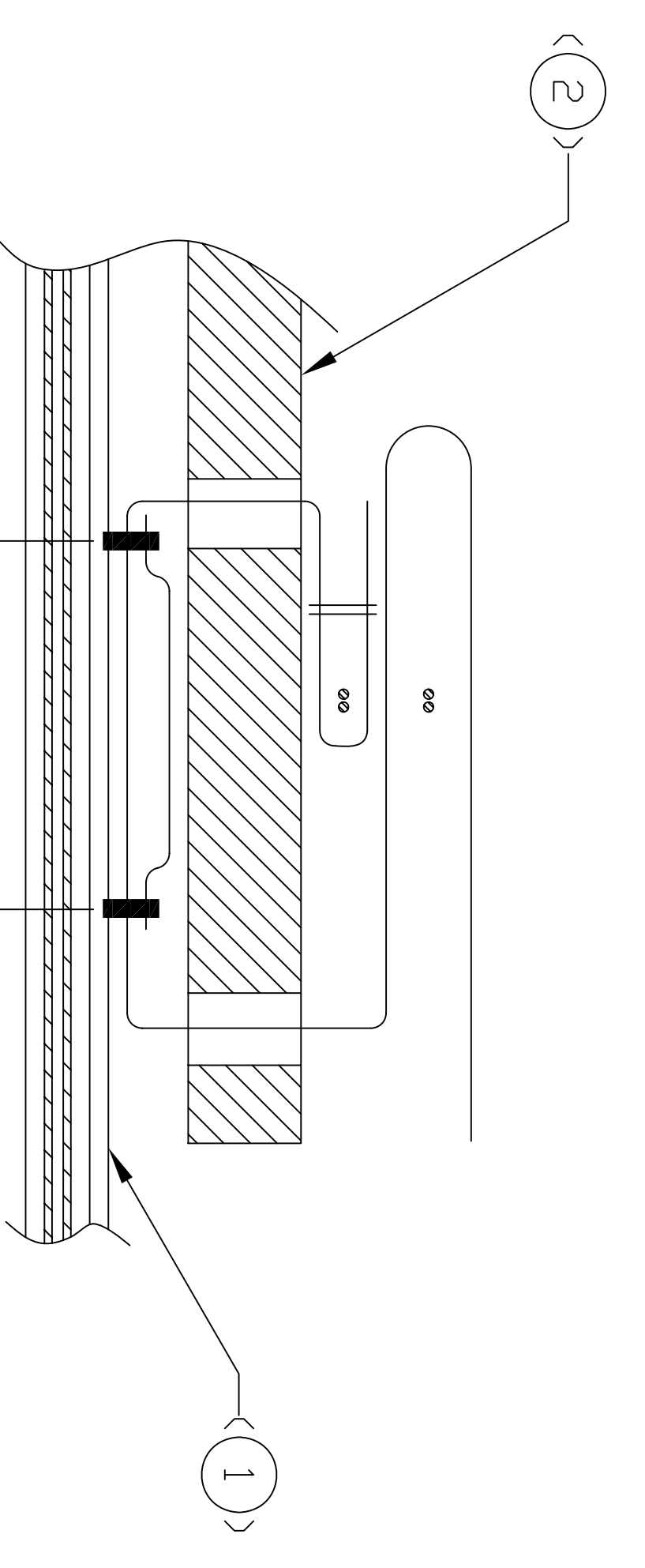
SEE SEPARATE PARTS LIST

DISTRIBUTION STATEMENT A
THIS DOCUMENT IS APPROVED FOR PUBLIC RELEASE; DISTRIBUTION IS UNLIMITED.

| | | | | | |
|--|---|------------------------------------|--|---|--|
| UNLESS OTHERWISE SPECIFIED DIMENSIONS ARE IN INCHES | | DATE 11/05/06 | | U.S. ARMY, RESEARCH, DEVELOPMENT AND ENGINEERING COMMAND, NATICK SOLDIER CENTER KANSAS STREET, NATICK, MA, 01760-5056 | |
| TOLERANCES: | | DRAWN BY C. KRICKORIAN | | SHOULDER HARNESS ASSEMBLY, MARINE PACK | |
| ANGLES | ± | CHECKED F. KERRIGAN | | SIZE CAGE DRAWING NO. | |
| FRACTIONS | ± | PROJ DFCR T. SCOTT | | E 81337 2-6-0896 | |
| 2 PLACE DIM | ± | APPROVED K. RYAN | | SCALE 1/2" UNIT WT. | |
| 3 PLACE DIM | ± | APPROVAL DESIGN ACTIVITY J. CONNOR | | SHEET 1 OF 2 | |
| INTERPRET THIS DRAWING IN ACCORDANCE WITH ASME Y14.100 | | APPLICABLE SPEC | | | |
| REVISION STATUS OF SHEETS | | NEXT ASSY USED ON APPLICATION | | | |

| REVISIONS | | PROJ. OR CR. | APP'D | DATE |
|-----------|---------------------------------|--------------|-------|----------|
| ZONE 11 | DESCRIPTION | T. S. | T. S. | 11-05-20 |
| - | INITIAL RELEASE PER DR-S-010-11 | T. S. | T. S. | 11-10-11 |
| A | REVISED PER DR-S-022-11 | T. S. | T. S. | 11-10-11 |

THIS DRAWING HAS BEEN GENERATED AND IS MAINTAINED BY A CAD SYSTEM. CHANGES SHALL ONLY BE INCORPORATED AS DIRECTED BY THE DESIGN ACTIVITY.



DISTRIBUTION STATEMENT A
THIS DOCUMENT IS APPROVED FOR PUBLIC RELEASE; DISTRIBUTION IS UNLIMITED.

SIZE/SCALE DRAWING NO.
E 81337 2-6-0896
SCALE 1/1 UNIT WT. SHEET 2 OF 2

DRW. NO. 2-6-0896
SHEET 2

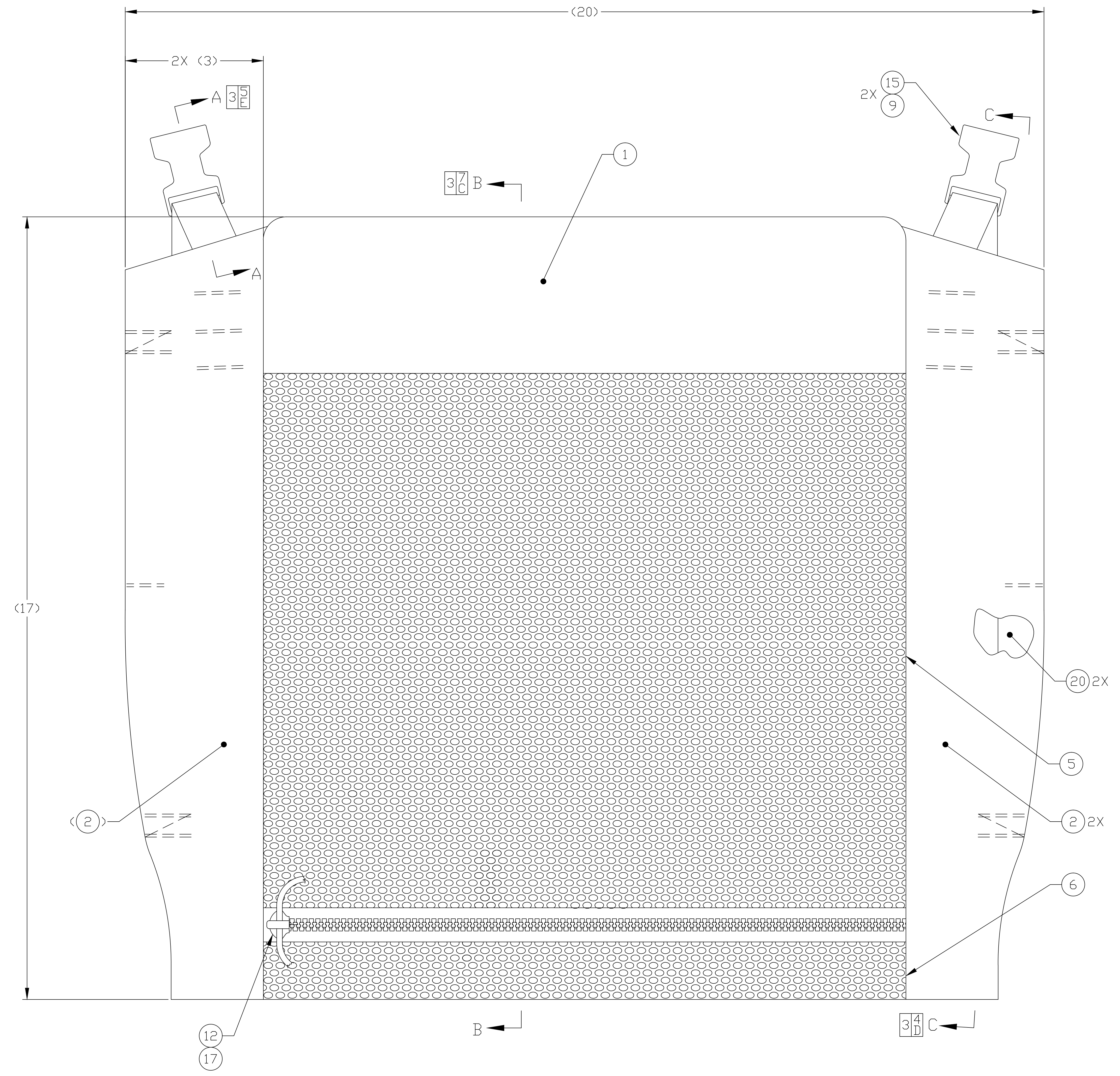
| REVISIONS | | | | |
|-----------|---------------------------------|-----------|-------|----------|
| ZONE/LTR | DESCRIPTION | PROJ DFCR | APVD | DATE |
| - | INITIAL RELEASE PER DR-S-010-11 | T. S. | T. S. | 11-05-20 |
| A | REVISED PER DR-S-022-11 | T. S. | T. S. | 11-10-11 |
| B | REVISED PER DR-S-009-15 | T. S. | T. S. | 15-10-19 |
| C | REVISED PER DR-S-005-16 | T. S. | T. S. | 16-03-25 |

NOTES:

1. WORKMANSHIP, CONSTRUCTION, STITCHING AND QUALITY ASSURANCE PROVISIONS SHALL CONFORM TO DETAIL SPECIFICATION: SYSTEM SPECIFICATION FOR THE FAMILY OF IMPROVED LOAD BEARING EQUIPMENT.
2. UNLESS OTHERWISE SPECIFIED ALL FOLDS, HEMS, AND TURN UNDERS SHALL BE 3/8".
3. ALL STITCHING SHALL BE BACKSTITCHED NOT LESS THAN 1/2 INCH UNLESS TURNED UNDER BY A HEM OR HELD BY OTHER STITCHING.
4. ALL STITCHING TO BE 1/8 INCH FROM EDGE OR APART, UNLESS OTHERWISE SPECIFIED.

5. UNLESS OTHERWISE SPECIFIED, TOLERANCES SHALL BE AS FOLLOWS:
 1/8 INCH OR MORE BUT LESS THAN 2 INCHES --- ±1/16
 2 INCHES OR MORE BUT LESS THAN 10 INCHES -- ±1/8
 10 INCHES OR MORE BUT LESS THAN 36 INCHES - ±1/4
 36 INCHES OR MORE ----- ±3/8
6. SEAR ALL ENDS OF WEBBING AND TAPE TO PREVENT FRAYING. AVOID FORMING SHARP EDGES.
7. DIMENSION DEPICTS MATERIAL SHOWN IN STRETCHED/OUT SEWN CONDITION

THIS DRAWING HAS BEEN GENERATED AND IS MAINTAINED BY A CAD SYSTEM. CHANGES SHALL ONLY BE INCORPORATED AS DIRECTED BY THE DESIGN ACTIVITY.



INSIDE VIEW
-1

SEE SEPARATE PARTS LIST

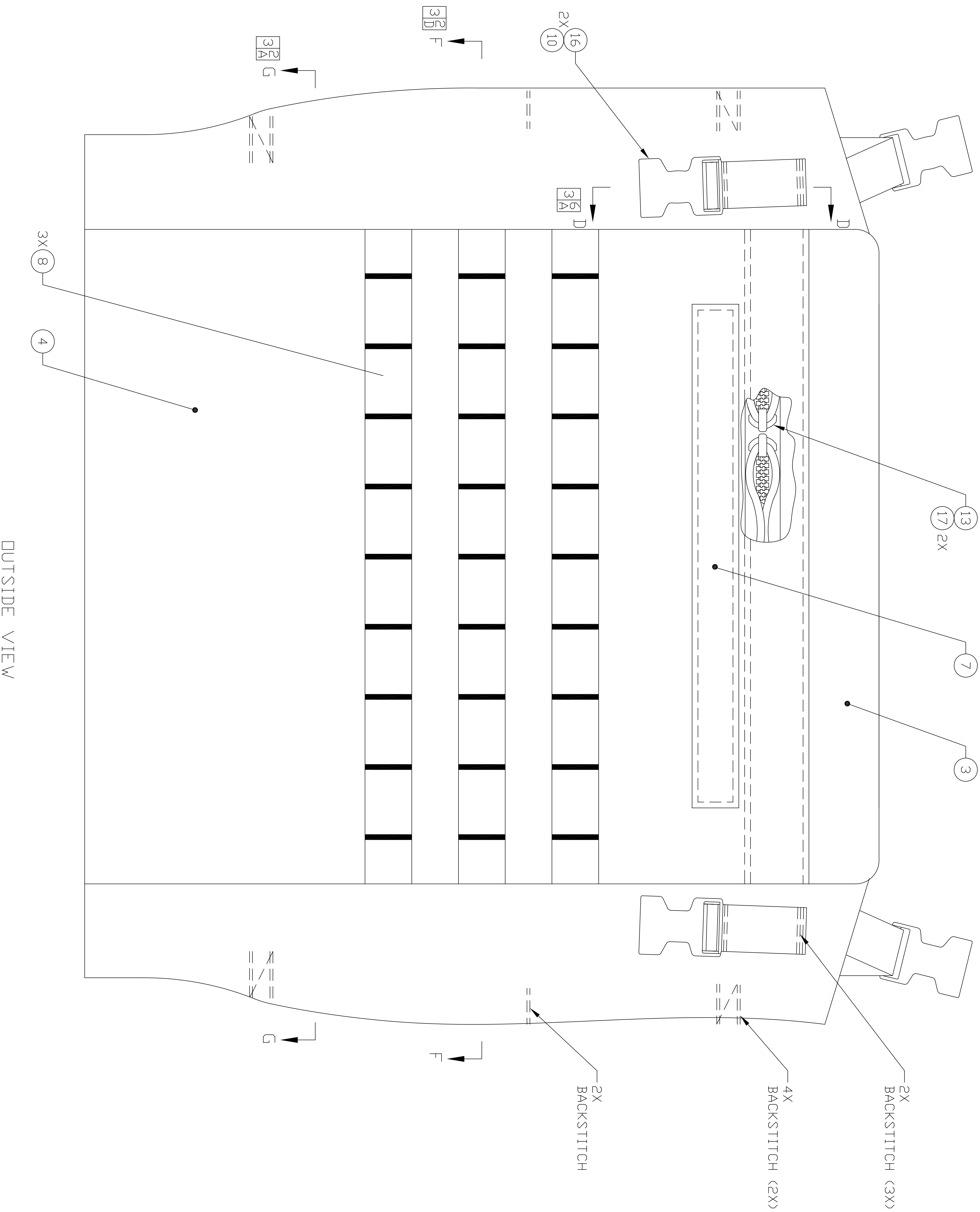
DISTRIBUTION STATEMENT A
THIS DOCUMENT IS APPROVED FOR PUBLIC RELEASE; DISTRIBUTION IS UNLIMITED.

| | | | | | | | |
|--|---|-------------|---|--------------------------|-----------|--|--------------|
| UNLESS OTHERWISE SPECIFIED DIMENSIONS ARE IN INCHES | | TOLERANCES: | | DATE 11-05-01 | | U.S. ARMY NATICK SOLDIER RESEARCH, DEVELOPMENT & ENGINEERING CENTER KANSAS STREET, NATICK MA. 01760-5056 | |
| ANGLES | ± | 5 | | DRAWN BY | E. TAMSKY | LID, USMC MAIN PACK ASSEMBLY | |
| FRACTIONS | ± | | | CHECKED | F. W. K. | SIZE | E 81337 |
| 2 PLACE DIM | ± | | | PROJ DFCR | T. SCOTT | DRAWING NO. | 2-6-0903 |
| 3 PLACE DIM | ± | | | APPROVED | K. RYAN | SCALE | 1/1 UNIT WT. |
| INTERPRET THIS DRAWING IN ACCORDANCE WITH ASME Y14.100 | | | | APPROVAL DESIGN ACTIVITY | | SHEET 1 OF 3 | |
| REVISION | | SHEET | | APPLICABLE SPEC | | PD-XX-XXXX | |
| B | A | C | 3 | 2 | 1 | | |
| NEXT ASSY | | USED ON | | APPLICATION | | | |
| 2-6-0894 | | 2-6-0894 | | | | | |

FORM NO. 2-6-0903 1

| REVISIONS | | PROJ. DEGR. | ABVD | DATE |
|-----------|---------------------------------|-------------|-------|----------|
| ZONE 1 | DESCRIPTION | T. S. | T. S. | T. S. |
| A | INITIAL RELEASE PER PR-S-010-11 | T. S. | T. S. | 11-05-20 |
| | REVISED PER PR-S-022-11 | T. S. | T. S. | 11-10-11 |

THIS DRAWING HAS BEEN GENERATED AND IS MAINTAINED BY A CAD SYSTEM. CHANGES SHALL ONLY BE INCORPORATED AS DIRECTED BY THE DESIGN ACTIVITY.



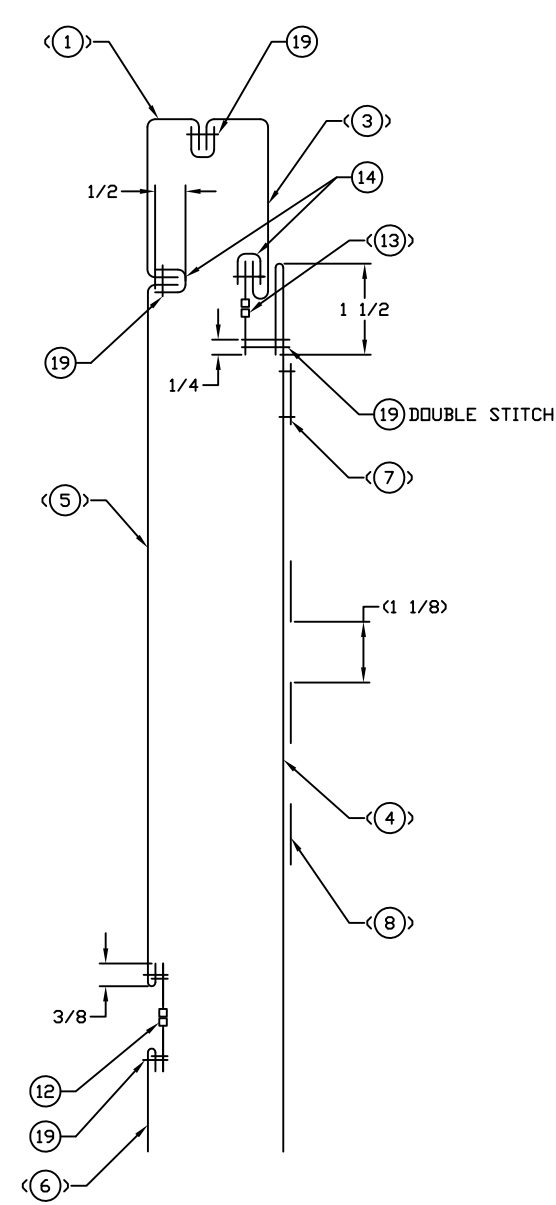
OUTSIDE VIEW

DISTRIBUTION STATEMENT A
THIS DOCUMENT IS APPROVED FOR PUBLIC RELEASE; DISTRIBUTION IS UNLIMITED.

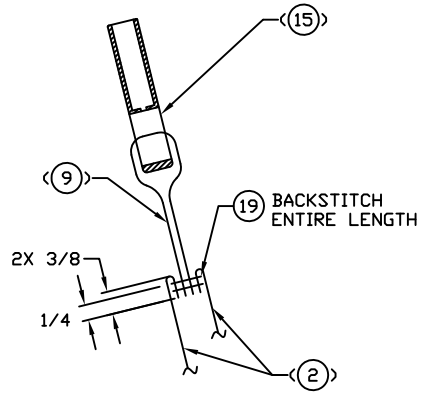
SIZE: 8 1/2" x 11" DRAWING NO. 2-6-0903
SCALE: 1/1 UNIT: IN. SHEET 2

| REVISIONS | | | | |
|-----------|---------------------------------|----------|-------|----------|
| ZONE/LTR | DESCRIPTION | PRJ DFCR | APVD | DATE |
| - | INITIAL RELEASE PER DR-S-010-11 | T. S. | T. S. | 11-05-20 |
| A | REVISED PER DR-S-022-11 | T. S. | T. S. | 11-10-11 |
| B | REVISED PER DR-S-009-15 | T. S. | T. S. | 15-10-19 |

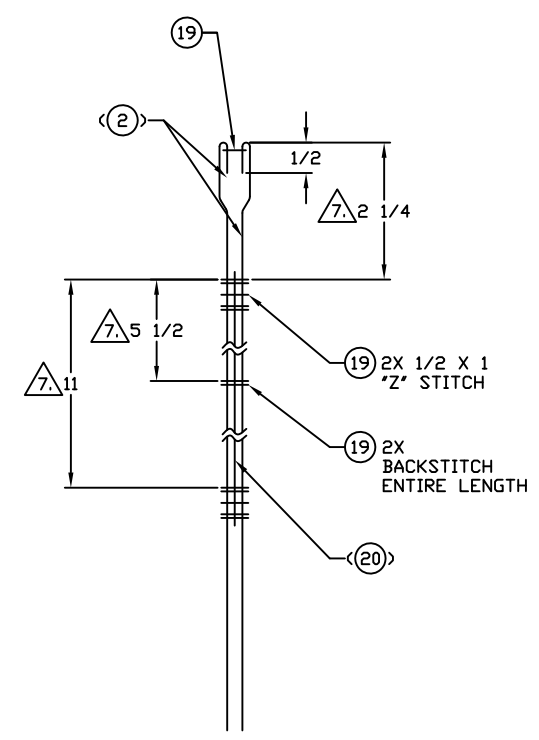
THIS DRAWING HAS BEEN GENERATED AND IS MAINTAINED BY A CAD SYSTEM. CHANGES SHALL ONLY BE INCORPORATED AS DIRECTED BY THE DESIGN ACTIVITY.



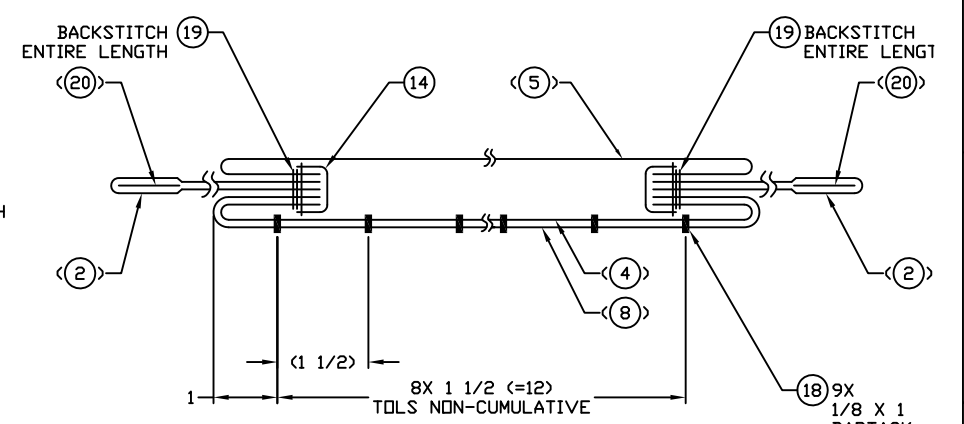
SECTION B-B 1 1/2



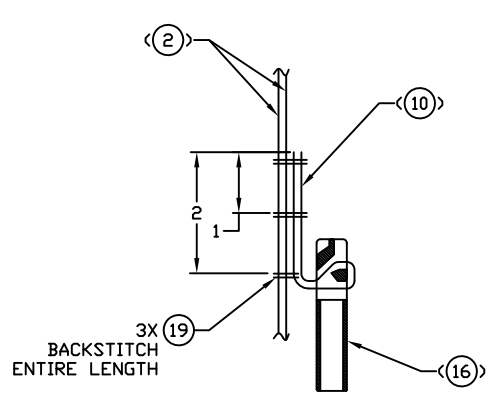
SECTION A-A 1 1/2 2X



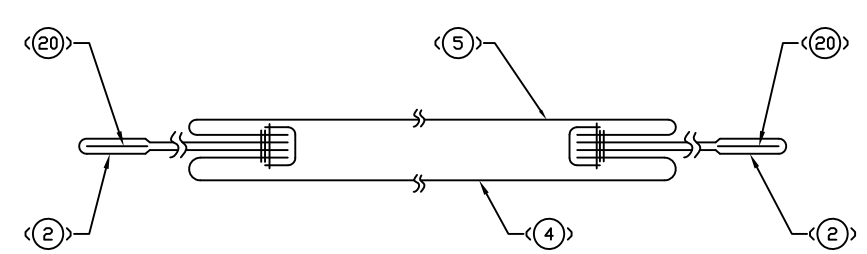
SECTION C-C 1 3/8 2X



SECTION F-F 2 7/8 3X



SECTION D-D 2 5/8 2X



SECTION G-G 2 7/8 2X

DISTRIBUTION STATEMENT A
THIS DOCUMENT IS APPROVED FOR PUBLIC RELEASE; DISTRIBUTION IS UNLIMITED.

| | |
|---------------------|-------------|
| SIZE/CAGE | DRAWING NO. |
| E 81337 | 2-6-0903 |
| SCALE: 1/1 UNIT WT. | SHEET 3 |

2-6-0903 3

| REVISIONS | | | | | |
|-----------|-----|---------------------------------|-----------|-------|----------|
| ZONE | LTR | DESCRIPTION | PROJ DFCR | APVD | DATE |
| | - | INITIAL RELEASE PER DR-S-010-11 | T. S. | T. S. | 11-05-20 |
| | A | REVISED PER DR-S-022-11 | T. S. | T. S. | 11-10-11 |
| | B | REVISED PER DR-S-028-12 | EH T. S. | T. S. | 12/10/01 |
| | C | REVISED PER DR-S-005-16 | T. S. | T. S. | 16-03-25 |

NOTES:

1. WORKMANSHIP, CONSTRUCTION, STITCHING AND QUALITY ASSURANCE PROVISIONS SHALL CONFORM TO DETAIL SPECIFICATION: SYSTEM SPECIFICATION FOR THE FAMILY OF IMPROVED LOAD BEARING EQUIPMENT.
2. MATERIAL: LABEL, TYPE VI, CLASS 15 PER MIL-DTL-32075, IAW PARA 3.25, OF DETAIL SPECIFICATION: SSFILBE.
3. REFER TO SPECIFICATION OR CONTRACT FOR CORRECT TITLE AND OTHER NOMENCLATURE.

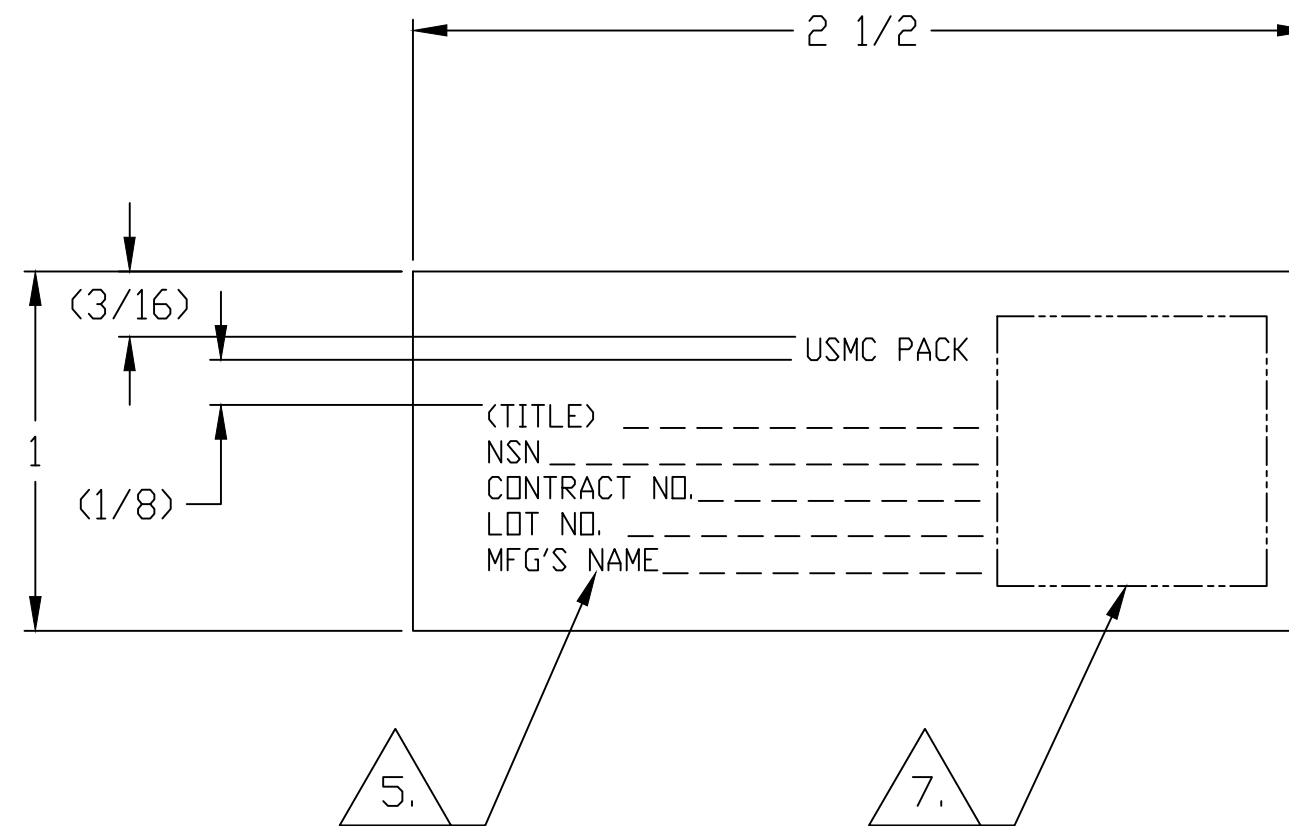
4. UNLESS OTHERWISE SPECIFIED, TOLERANCES SHALL BE AS FOLLOWS:
 1/8 INCH OR MORE BUT LESS THAN 2 INCHES --- ±1/16
 2 INCHES OR MORE BUT LESS THAN 10 INCHES -- ±1/8
 10 INCHES OR MORE BUT LESS THAN 36 INCHES - ±1/4
 36 INCHES OR MORE ----- ±3/8

5. 6X 1/16 HIGH TEXT LOCATED APPROXIMATELY AS SHOWN.

6. SEAR ALL EDGES TO PREVENT FRAYING.

7. ADD QR CODE. LOCATE APPROXIMATELY AS SHOWN.

THIS DRAWING HAS BEEN GENERATED AND IS MAINTAINED BY A CAD SYSTEM. CHANGES SHALL ONLY BE INCORPORATED AS DIRECTED BY THE DESIGN ACTIVITY.



DWG NO. 2-6-0904 SH 1

UNLESS OTHERWISE SPECIFIED:
 DIMENSIONS ARE IN INCHES
 TOLERANCES:
 ANGLES
 FRACTIONS
 2 PLACE DIM
 3 PLACE DIM



DATE 11-06-14

DRAWN BY E. TAMSKY

CHECKED K. VARNEY

PROJ DFCR T. SCOTT

APPROVED K. RYAN

APPROVAL DESIGN ACTIVITY

J. CONNOR

APPLICABLE SPEC

U.S. ARMY NATICK SOLDIER RESEARCH, DEVELOPMENT & ENGINEERING CENTER
 KANSAS STREET, NATICK MA. 01760-5056

IDENTIFICATION & INSTRUCTION LABEL

SIZE C CAGE 81337 DRAWING NO. 2-6-0904

SCALE: 2/1 UNIT WT. SHEET 1 OF 1

| 2-6-0965 | 2-6-0965 | 2-6-0893 | 2-6-0893 | 2-6-0889 | 2-6-0889 | 2-6-0906 | 2-6-0906 | 2-6-0891 | 2-6-0891 | 2-6-0894 | 2-6-0894 | 2-6-0890 | 2-6-0890 |
|--|----------|-----------|----------|-----------|----------|-------------|----------|-------------|----------|----------|----------|----------|----------|
| NEXT ASSY | USED ON | 2-6-0892 | 2-6-0892 | 2-6-0887 | 2-6-0887 | | | | | | | | |
| INTERPRET THIS DRAWING IN ACCORDANCE WITH ASME Y14.100 | | NEXT ASSY | USED ON | NEXT ASSY | USED ON | APPLICATION | | APPLICATION | | | | | |

DISTRIBUTION STATEMENT A
 THIS DOCUMENT IS APPROVED FOR PUBLIC RELEASE; DISTRIBUTION IS UNLIMITED.

D
C
B
A

4 3 2 1

4 3 2 1

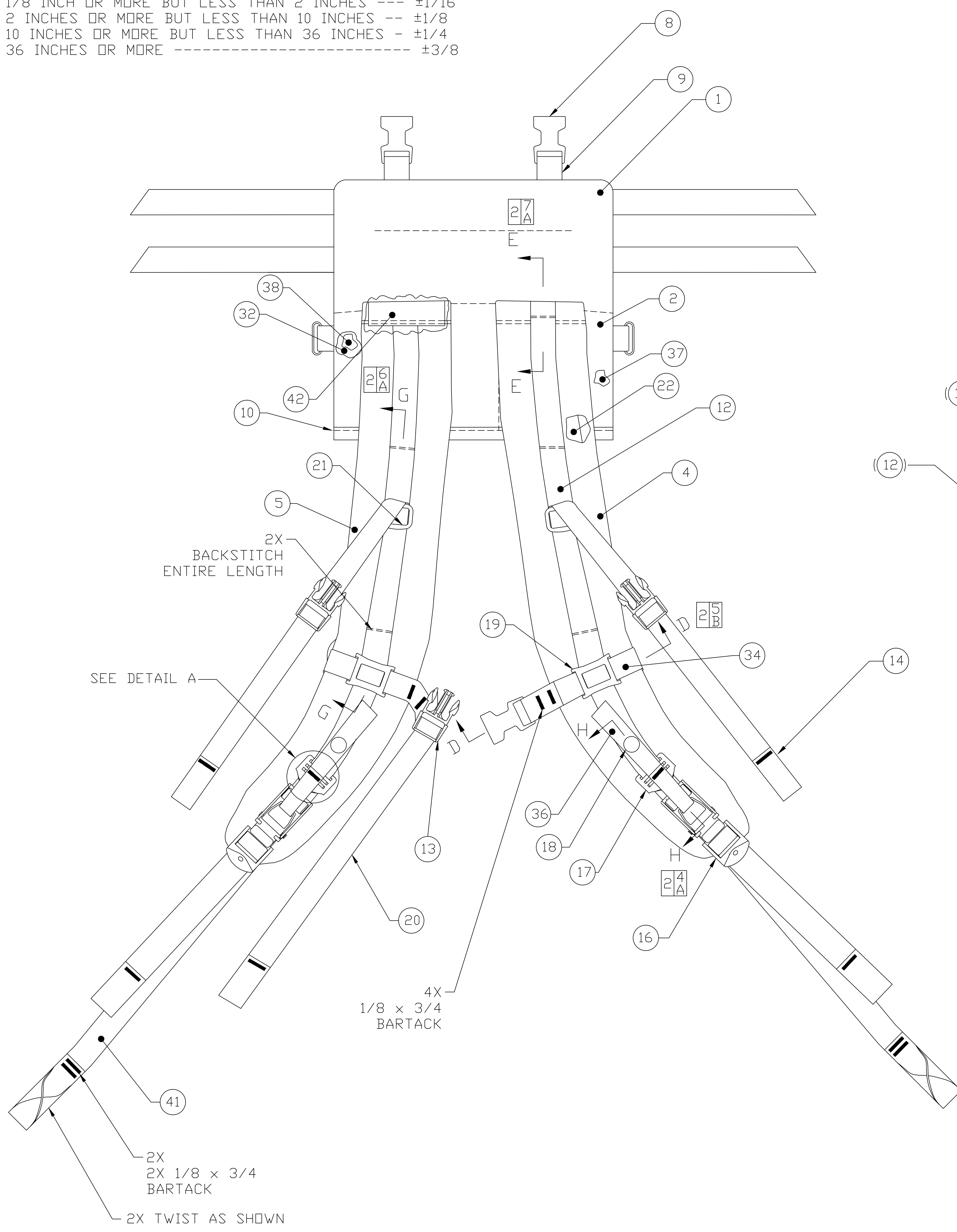
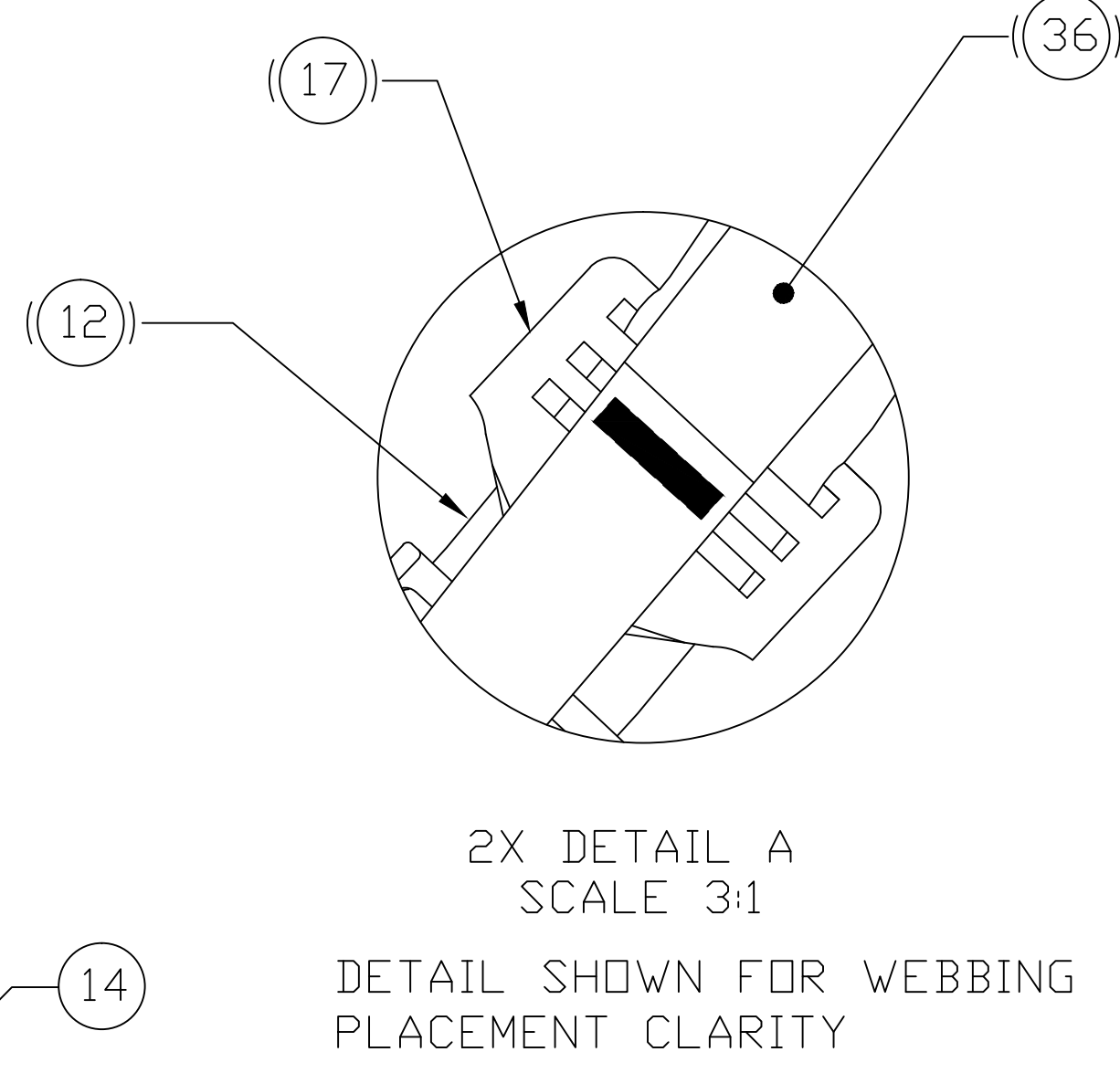
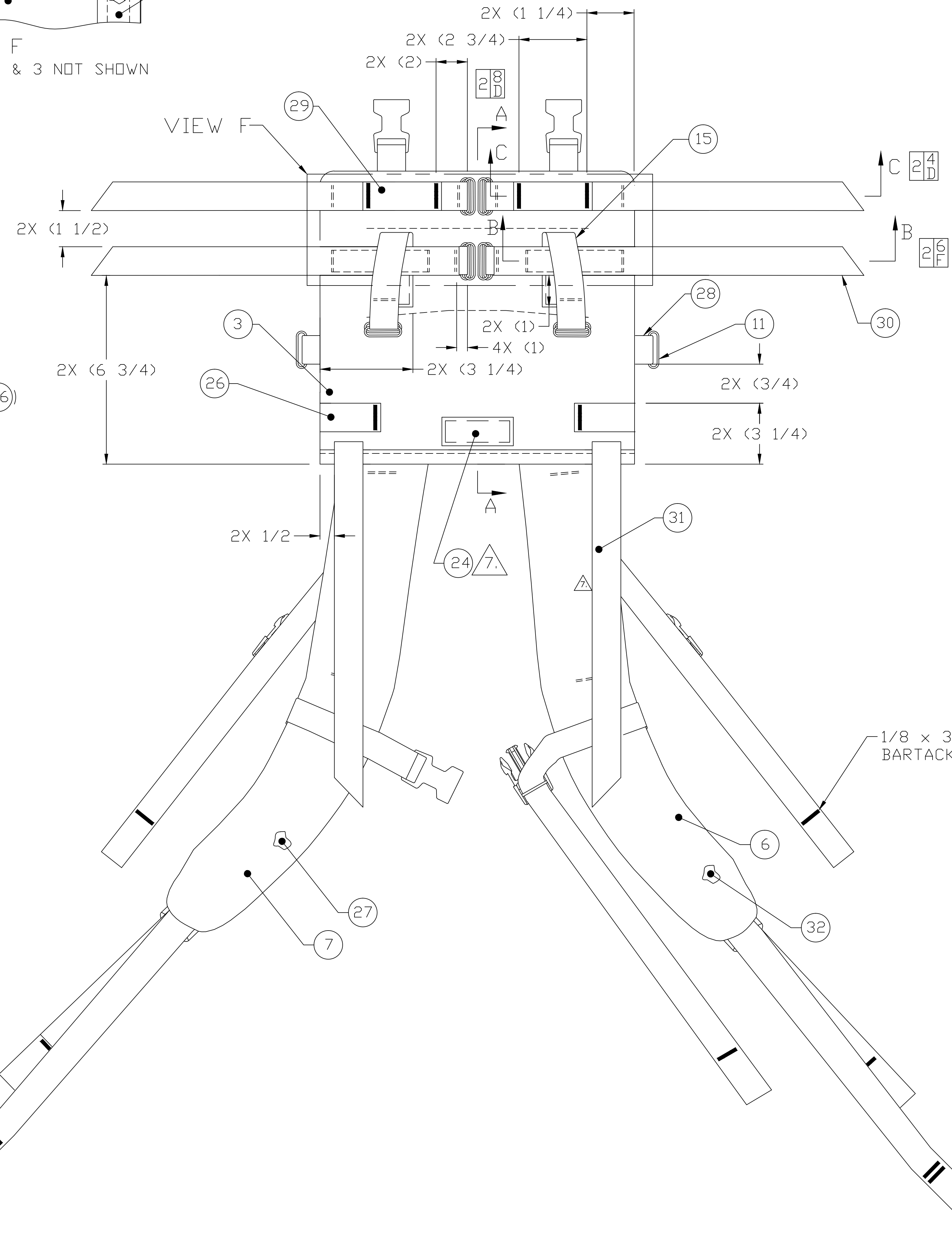
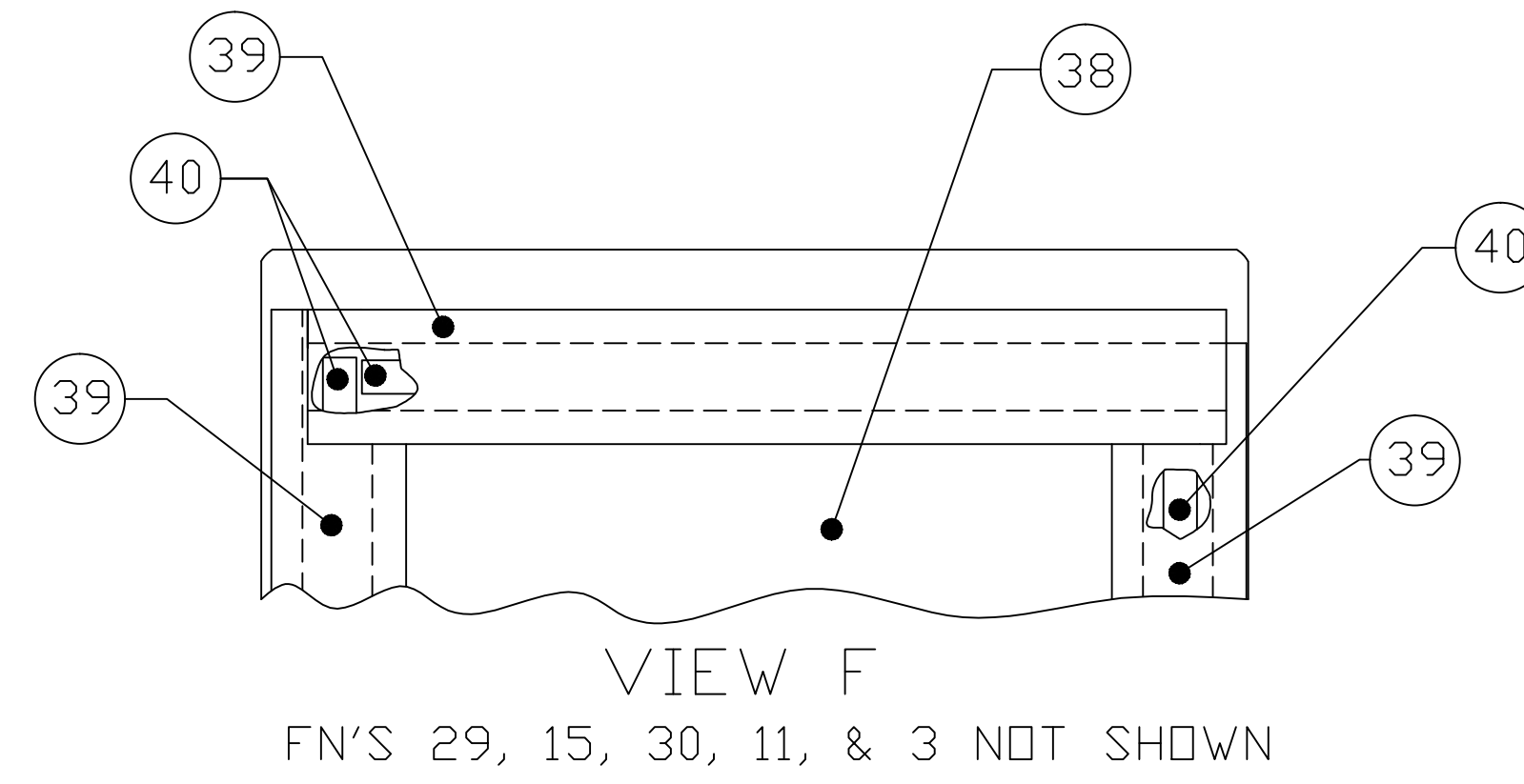
NOTES:

1. WORKMANSHIP, CONSTRUCTION, STITCHING AND QUALITY ASSURANCE PROVISIONS SHALL CONFORM TO DETAIL SPECIFICATION: SYSTEM SPECIFICATION FOR THE FAMILY OF IMPROVED LOAD BEARING EQUIPMENT.
2. UNLESS OTHERWISE SPECIFIED ALL FOLDS, HEMS, AND TURN UNDERS SHALL BE 3/8".
3. ALL STITCHING SHALL BE BACKSTITCHED NOT LESS THAN 1/2 INCH UNLESS TURNED UNDER BY A HEM OR HELD BY OTHER STITCHING.
4. ALL STITCHING TO BE 1/8 INCH FROM EDGE OR APART, UNLESS OTHERWISE SPECIFIED.
5. UNLESS OTHERWISE SPECIFIED, TOLERANCES SHALL BE AS FOLLOWS:
 1/8 INCH OR MORE BUT LESS THAN 2 INCHES --- ±1/16
 2 INCHES OR MORE BUT LESS THAN 10 INCHES -- ±1/8
 10 INCHES OR MORE BUT LESS THAN 36 INCHES - ±1/4
 36 INCHES OR MORE ----- ±3/8

6. SEAR ALL ENDS OF WEBBING AND TAPE TO PREVENT FRAYING. AVOID FORMING SHARP EDGES.
7. LOCATE FN 24, LABEL, APPROXIMATELY AS SHOWN.
8. BACKSTITCH ACROSS LENGTH WHERE WEBBING IS INSERTED.

| REVISIONS | | | | |
|-----------|---------------------------------|-----------|-------|----------|
| ZONE/LTR | DESCRIPTION | PROJ DFCR | APVD | DATE |
| - | INITIAL RELEASE PER DR-S-010-11 | T. S. | T. S. | 11-05-20 |
| A | REVISED PER DR-S-022-11 | T. S. | T. S. | 11-10-11 |
| B | REVISED PER DR-S-009-15 | T. S. | T. S. | 15-10-19 |
| C | REVISED PER DR-S-005-16 | T. S. | T. S. | 16-03-25 |

THIS DRAWING HAS BEEN GENERATED AND IS MAINTAINED BY A CAD SYSTEM. CHANGES SHALL ONLY BE INCORPORATED AS DIRECTED BY THE DESIGN ACTIVITY.

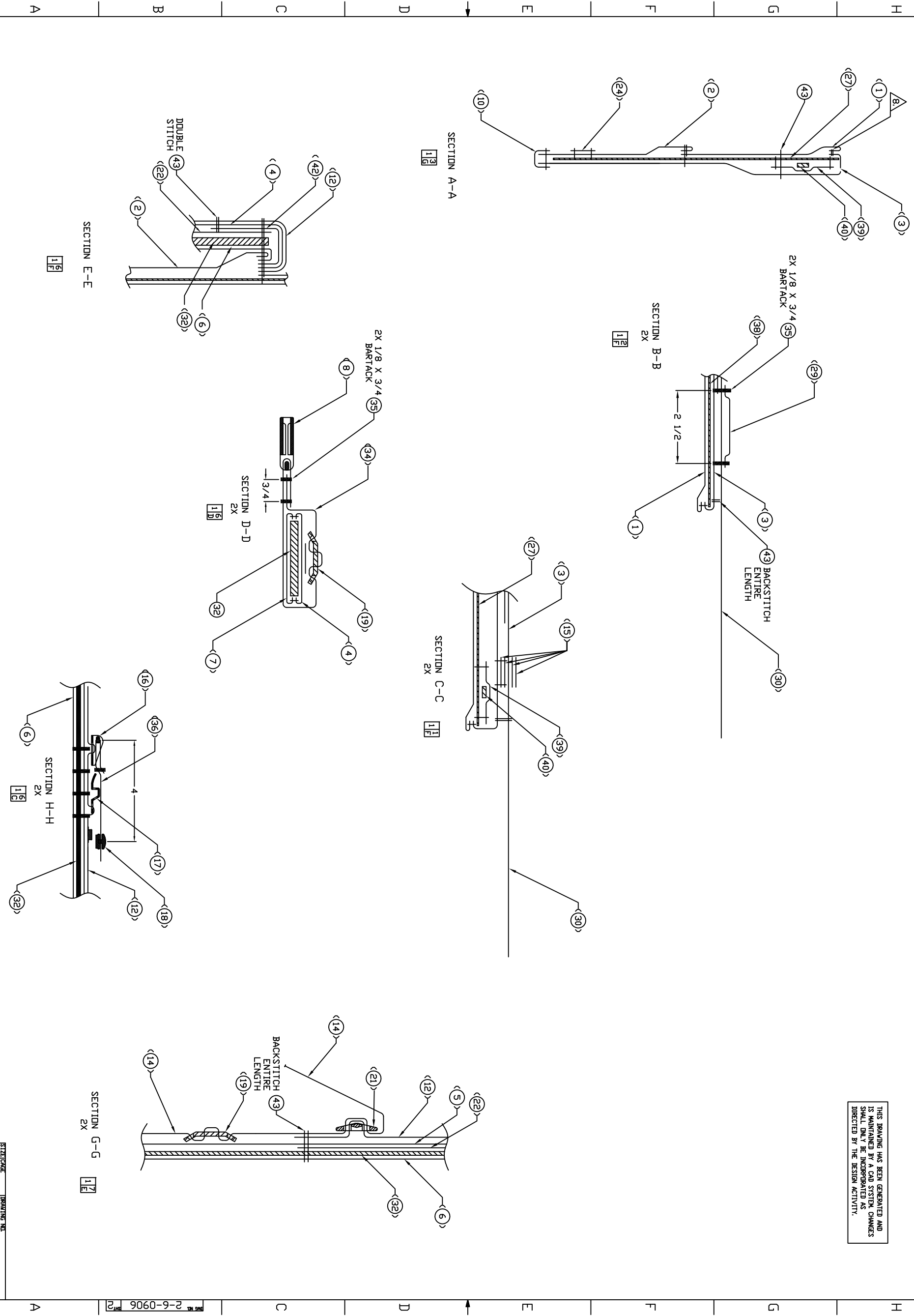


SEE SEPARATE PARTS LIST

| | | | | | |
|--|---|-------------------------------|----------|--|--------------|
| UNLESS OTHERWISE SPECIFIED DIMENSIONS ARE IN INCHES | | DATE 11/05/06 | | U.S. ARMY, RESEARCH, DEVELOPMENT AND ENGINEERING COMMAND, NATICK SOLDIER CENTER, KANSAS STREET, NATICK, MA, 01760-5056 | |
| ANGLES | ± | DRAWN BY C. KRICKRIAN | | SHOULDER HARNESS, USMC PACK | |
| FRACTIONS | ± | CHECKED F. KERRIGAN | | | |
| 2 PLACE DIM | ± | PROJ DFCR T. SCOTT | | SIZE/CAGE | DRAWING NO. |
| 3 PLACE DIM | ± | APPROVED K. RYAN | | E 81337 | 2-6-0906 |
| INTERPRET THIS DRAWING IN ACCORDANCE WITH ASME Y14.100 | | APPROVAL DESIGN ACTIVITY | | SCALE 1/2 | UNIT WT. |
| B | C | REVISION | 2-6-0896 | 2-6-0896 | SHEET 1 OF 2 |
| REVISION STATUS OF SHEETS | | NEXT ASSY USED ON APPLICATION | | | |

| REVISIONS | | NO. | DATE |
|-----------|---------------------------------|------|----------|
| - | INITIAL RELEASE PER DR-S-010-11 | T.S. | 11-05-20 |
| A | REVISED PER DR-S-022-11 | T.S. | 11-10-11 |
| B | REVISED PER DR-S-009-15 | T.S. | 15-10-19 |

THIS DRAWING HAS BEEN GENERATED AND IS MAINTAINED BY A CAD SYSTEM. CHANGES SHALL ONLY BE IMPLEMENTED AS DIRECTED BY THE DESIGN ACTIVITY.



DISTRIBUTION STATEMENT A
THIS DOCUMENT IS APPROVED FOR PUBLIC RELEASE; DISTRIBUTION IS UNLIMITED

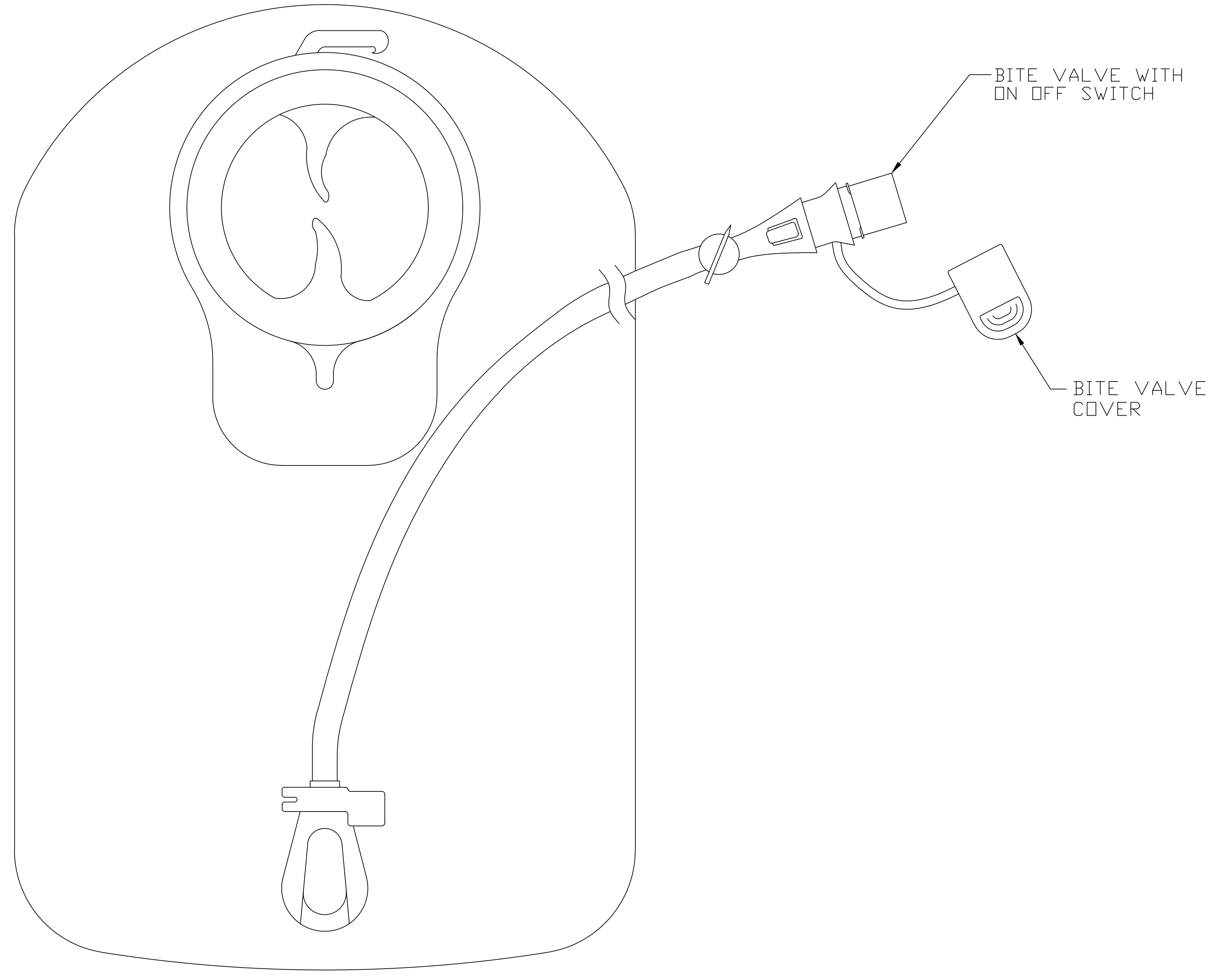
SIZE CODE: E 81337
SCALE: 1/4" UNIT VT.
DRAWING NO.: 2-6-0906
SHEET: 2 OF 2

| REVISIONS | | | | | |
|-----------|-----|---------------------------------|-----------|------|----------|
| ZONE | LTR | DESCRIPTION | PROJ DFCR | APVD | DATE |
| - | | INITIAL RELEASE PER DR-S-010-11 | T.S. | T.S. | 11/05/20 |
| A | | REVISED PER DR-S-005-16 | T.S. | T.S. | 16-03-25 |

THIS DRAWING HAS BEEN GENERATED AND IS MAINTAINED BY A CAD SYSTEM. CHANGES TO THIS DRAWING HAS BEEN GENERATED AND IS MAINTAINED BY A CAD SYSTEM. CHANGES

NOTES:

- IDENTIFICATION OF THE SUGGESTED SOURCE(S) OF SUPPLY HEREON IS NOT TO BE CONSTRUED AS A GUARANTEE OF PRESENT OR CONTINUES AVAILABILITY AS A SOURCE OF SUPPLY FOR THE ITEM(S).
- WORKMANSHIP, CONSTRUCTION, STITCHING AND QUALITY ASSURANCE PROVISIONS SHALL CONFORM TO DETAIL SPECIFICATION: SYSTEM SPECIFICATION FOR THE FAMILY OF IMPROVED LOAD BEARING EQUIPMENT.
- CHARACTERISTICS:
BLADDER: 100 OZ RESEVIDR
- CYCLE COMPRESSIVE TEST:
A BLADDER FILLED TO CAPACITY SHALL BE LAID FLAT AND COMPRESSED AT THE MIDLINE WITH A 20 SQ INCH ROUND ANVIL ON AN INSTRON TEST MACHINE WITH A 1000 LB CELL. IT SHALL BE SET AT 500 LB CYCLIC COMPRESSION. MECHANICAL VALVES THAT RESTRICT THE FLOW OF WATER TO THE BITE VALVE SHALL BE CLOSED DURING THE TEST. THERE SHALL BE NO DAMAGE OR LEAKAGE AFTER THREE CYCLES AT A SPEED OF .5 IN/MIN.
- MARKING SHALL CONFORM TO DETAIL SPECIFICATION: SYSTEM SPECIFICATION FOR THE FAMILY OF IMPROVED LOAD BEARING EQUIPMENT.
- ALTERNATE CONSTRUCTION:
QUICK DISCONNECT ALLOWED ON TUBE ENDS AS ALTERNATE CONSTRUCTION, AS LONG AS ALL OTHER REQUIREMENTS ARE MET.



BLADDER

(-1)

VENDOR ITEM DRAWING

| | | |
|-----------------------------|---------|--|
| 3T591 | 90817 | CAMELBACK PRODUCTS INC. 1310 REDWOOD WAY SUITE 200 PETALUMA, CA 94954 800-767-8725 |
| CAGE CODE | PART NO | NAME AND ADDRESS |
| SUGGESTED SOURCES OF SUPPLY | | |

DISTRIBUTION STATEMENT B
DISTRIBUTION AUTHORIZED TO U.S. GOVERNMENT AGENCIES ONLY TO PROTECT PATENTABLE INFORMATION ON SYSTEMS OR PROCESSES IN THE DEVELOPMENTAL OR CONCEPTUAL STAGE FROM PREMATURE DISSEMINATION. DETERMINATION MADE 01-12-28. OTHER REQUEST FOR THIS DOCUMENT SHALL BE REFERRED TO THE TECH DIR, U.S. ARMY NATEX RESEARCH, DEVELOPMENT AND ENGINEERING CENTER, ATTN AMSSB-RSC-DDD, NATICK, MASS. 01760-5092.

| | |
|---|---------------------|
| INTERPRET THIS DRAWING IN ACCORDANCE WITH MIL-STD-100 | |
| REVISION | SHEET |
| - | - |
| NEXT ASSY APPLICATION | USED ON APPLICATION |

| | |
|---|--|
| UNLESS OTHERWISE SPECIFIED DIMENSIONS ARE IN INCHES TOLERANCES: ANGLES ± FRACTIONS ± 2 PLACE DIM ± 3 PLACE DIM ± | DATE 11/06/01 DRAWN BY C. KRICKORIAN CHECKED F. KERRIGAN PROJ DFCR T. SCOTT APPROVED K. RYAN APPROVAL DESIGN ACTIVITY J. CONNOR |
| APPLICABLE SPEC | SCALE 1/1 UNIT WT. |

| | |
|---|----------------------|
| U.S. ARMY, RESEARCH, DEVELOPMENT AND ENGINEERING CENTER, NATICK, MASS. 01760-5096 | |
| BLADDER, HYDRATION SYSTEM, USMC PACK | |
| SIZE/CAGE E 81337 | DRAWING NO. 2-6-0907 |
| SHEET 1 OF 1 | |

2-6-0907
SHEET 1

NOTES:

1. REQUESTS FOR ACCUMARK PATTERN FILES SHALL BE DIRECTED TO:

NAVY CLOTHING & TEXTILE RESEARCH FACILITY (NCTRS)
 BUILDING 7
 US ARMY NATICK SOLDIER RESEARCH,
 DEVELOPMENT & ENGINEERING CENTER
 KANSAS STREET, NATICK, MA 01760

| REVISIONS | | | | |
|-----------|---------------------------------|-----------|-------|----------|
| LTR | DESCRIPTION | PROJ OFCR | APVD | DATE |
| - | INITIAL RELEASE PER DR-S-010-11 | T. S. | T. S. | 11-05-20 |
| A | REVISED PER DR-S-005-16 | T. S. | T. S. | 16-03-25 |

THIS DRAWING HAS BEEN GENERATED AND IS MAINTAINED BY A CAD SYSTEM. CHANGES SHALL ONLY BE INCORPORATED AS DIRECTED BY THE DESIGN ACTIVITY.

| PART OR IDENTIFYING NUMBER | NOMENCLATURE OR DESCRIPTION |
|----------------------------|---------------------------------|
| 2-6-0920-1 | BACK SLEEVE POCKET |
| 2-6-0920-2 | BACK BODY SHELL |
| 2-6-0920-3 | TUBE OPENING FACING |
| 2-6-0920-4 | SHOULDER YOKE |
| 2-6-0920-5 | BACK BODY INSERT |
| 2-6-0920-6 | BACK BODY LINER |
| 2-6-0920-7 | FRONT FLAP, OUTER LEFT |
| 2-6-0920-8 | FRONT FLAP, OUTER CENTER |
| 2-6-0920-9 | FRONT FLAP, OUTER BOTTOM |
| 2-6-0920-10 | FRONT FLAP, ZIPPER RIGHT TOP |
| 2-6-0920-11 | FRONT FLAP, ZIPPER RIGHT BOTTOM |
| 2-6-0920-12 | FRONT FLAP, RIGHT ZIPPER END |
| 2-6-0920-13 | FRONT FLAP, GUSSET |
| 2-6-0920-14 | FRONT FLAP, INSIDE CENTER |
| 2-6-0920-15 | FRONT FLAP, INNER SIDE |
| 2-6-0920-16 | FRONT LOWER POCKET |
| 2-6-0920-17 | FRONT MESH POCKET INSIDE |
| 2-6-0920-18 | FRONT POCKET BOTTOM GUSSET |
| 2-6-0920-19 | FRONT POCKET TOP GUSSET |
| 2-6-0920-20 | FRONT POCKET ZIPPER POCKET SIDE |
| 2-6-0920-21 | FRONT POCKET ZIPPER BODY SIDE |
| 2-6-0920-22 | FRONT POCKET ZIPPER BODY SL |
| 2-6-0920-23 | FRONT BODY TOP |

| PART OR IDENTIFYING NUMBER | NOMENCLATURE OR DESCRIPTION |
|----------------------------|------------------------------|
| 2-6-0920-24 | FRONT BODY LOWER |
| 2-6-0920-25 | FRONT BODY INSERT |
| 2-6-0920-26 | FRONT BODY LINER |
| 2-6-0920-27 | RIGHT SIDE BODY SIDE |
| 2-6-0920-28 | RIGHT SIDE BODY INSERT |
| 2-6-0920-29 | RIGHT SIDE BODY LINER |
| 2-6-0920-30 | RIGHT SIDE BODY ZIPPER COVER |
| 2-6-0920-31 | RIGHT SIDE ZIPPER END TOP |
| 2-6-0920-32 | RIGHT SIDE ZIPPER END BOTTOM |
| 2-6-0920-33 | LEFT SIDE BODY |
| 2-6-0920-34 | LEFT SIDE BODY INSERT |
| 2-6-0920-35 | LEFT SIDE BODY LINER |
| 2-6-0920-36 | BACK TOP SIDE STRAP |
| 2-6-0920-37 | BACK TOP STRAP ATTACHMENT |
| 2-6-0920-38 | SIDE PULL TAB |
| 2-6-0920-39 | BACK BOTTOM SIDE STRAP |
| 2-6-0920-40 | RIGHT CROSS STRAP |
| 2-6-0920-41 | LEFT CROSS STRAP |
| 2-6-0920-42 | TOP HANDLE |
| 2-6-0920-43 | FRONT FEMALE BUCKLE |
| 2-6-0920-44 | FRONT MALE BUCKLE |
| 2-6-0920-45 | D-RING SHOULDER |
| 2-6-0920-46 | BOTTOM EYELET COVER |
| 2-6-0920-47 | RIGHT STRAP ELASTIC |

| | | | | | | | | |
|-------------|----------|--|--|------------------------------------|--------------|------|---|--------------|
| | | UNLESS OTHERWISE SPECIFIED DIMENSIONS ARE IN INCHES | | DATE | 11-05-20 | | U.S. ARMY NATICK SOLDIER RESEARCH, DEVELOPMENT & ENGINEERING CENTER KANSAS STREET, NATICK MA. 01760-5056 | |
| | | TOLERANCES: | | DRAWN BY | C. KRIKORIAN | | PATTERN LIST, HYDRATION CARRIER | |
| | | ANGLES ± | | CHECKED | F. W. K. | | | |
| | | FRACTIONS ± | | PROJECT OFFICER | T. SCOTT | | | |
| 2-6-0908 | 2-6-0908 | 2 PLACE DIM ± | | APPROVED | K. RYAN | | DRAWING NO. 2-6-0920 | |
| 2-6-0893 | 2-6-0893 | 3 PLACE DIM ± | | APPVL DESIGN ACTIVITY J. CONNOR | | SIZE | CAGE | UNIT WT. |
| NEXT ASSY | USED ON | INTERPRET THIS DRAWING IN ACCORDANCE WITH ASME Y14.100 | | APPLICABLE SPEC | | B | 81337 | |
| APPLICATION | | | | | | N/A | | SHEET 1 OF 1 |

DISTRIBUTION STATEMENT A
 THIS DOCUMENT IS APPROVED FOR PUBLIC RELEASE; DISTRIBUTION IS UNLIMITED.

NOTES:

1. REQUESTS FOR ACCUMARK PATTERN FILES SHALL BE DIRECTED TO:

NAVY CLOTHING & TEXTILE RESEARCH FACILITY (NCTRS)
 BUILDING 7
 US ARMY NATICK SOLDIER RESEARCH,
 DEVELOPMENT & ENGINEERING CENTER
 KANSAS STREET, NATICK, MA 01760

| REVISIONS | | | | |
|-----------|---------------------------------|-----------|-------|----------|
| LTR | DESCRIPTION | PROJ OFCR | APVD | DATE |
| - | INITIAL RELEASE PER DR-S-010-11 | T. S. | T. S. | 11-05-20 |
| A | REVISED PER DR-S-005-16 | T. S. | T. S. | 16-03-25 |

THIS DRAWING HAS BEEN GENERATED AND IS MAINTAINED BY A CAD SYSTEM. CHANGES SHALL ONLY BE INCORPORATED AS DIRECTED BY THE DESIGN ACTIVITY.

| PART OR IDENTIFYING NUMBER | NOMENCLATURE OR DESCRIPTION |
|----------------------------|------------------------------|
| 2-6-0921-1 | BAG MAIN BUCKLE |
| 2-6-0921-2 | FLAP BUCKLE |
| 2-6-0921-3 | WEBBING GUILD |
| 2-6-0921-4 | BAG MAIN |
| 2-6-0921-5 | INSIDE FLAP WEBBING |
| 2-6-0921-6 | INSIDE WEBBING REINFORCEMENT |
| 2-6-0921-7 | WEBBING STRAP |
| 2-6-0921-8 | BOTTOM |
| 2-6-0921-9 | BACK PANEL |

| | | | | | | | | | |
|-------------|----------|--|-----------------------|--------------|---------|---|----------|----------|--------------|
| | | UNLESS OTHERWISE SPECIFIED DIMENSIONS ARE IN INCHES TOLERANCES: ANGLES ± FRACTIONS ± 2 PLACE DIM ± 3 PLACE DIM ± | DATE | 11-05-20 | | U.S. ARMY NATICK SOLDIER RESEARCH, DEVELOPMENT & ENGINEERING CENTER KANSAS STREET, NATICK MA. 01760-5056 | | | |
| | | | DRAWN BY | C. KRIKORIAN | | PATTERN LIST, HYDRATION POUCH | | | |
| | | | CHECKED | F. W. K. | | | | | |
| | | | PROJECT OFFICER | T. SCOTT | | | | | |
| | | | | APPROVED | K. RYAN | | SIZE | CAGE | DRAWING NO. |
| 2-6-0887 | 2-6-0887 | | APPVL DESIGN ACTIVITY | | B | 81337 | 2-6-0921 | | |
| NEXT ASSY | USED ON | INTERPRET THIS DRAWING IN ACCORDANCE WITH ASME Y14.100 | | J. CONNOR | | | | | |
| APPLICATION | | APPLICABLE SPEC | | | | SCALE | N/A | UNIT WT. | SHEET 1 OF 1 |

DISTRIBUTION STATEMENT A
 THIS DOCUMENT IS APPROVED FOR PUBLIC RELEASE; DISTRIBUTION IS UNLIMITED.

NOTES:

1. REQUESTS FOR ACCUMARK PATTERN FILES SHALL BE DIRECTED TO:

NAVY CLOTHING & TEXTILE RESEARCH FACILITY (NCTRS)
 BUILDING 7
 US ARMY NATICK SOLDIER RESEARCH,
 DEVELOPMENT & ENGINEERING CENTER
 KANSAS STREET, NATICK, MA 01760

| REVISIONS | | | | |
|-----------|---------------------------------|-----------|-------|----------|
| LTR | DESCRIPTION | PROJ OFCR | APVD | DATE |
| - | INITIAL RELEASE PER DR-S-010-11 | T. S. | T. S. | 11-05-20 |
| A | REVISED PER DR-S-005-16 | T. S. | T. S. | 16-03-25 |

THIS DRAWING HAS BEEN GENERATED AND IS MAINTAINED BY A CAD SYSTEM. CHANGES SHALL ONLY BE INCORPORATED AS DIRECTED BY THE DESIGN ACTIVITY.

| PART OR IDENTIFYING NUMBER | NOMENCLATURE OR DESCRIPTION |
|----------------------------|-----------------------------|
| 2-6-0922-1 | BACK PANEL |
| 2-6-0922-2 | BACK PANEL INNER POCKET |
| 2-6-0922-3 | FRONT PANEL |
| 2-6-0922-4 | ZIPPER PANEL |
| 2-6-0922-5 | ZIPPER STRIP |
| 2-6-0922-6 | SIDE LOOPS |
| 2-6-0922-7 | VERTICLE WEBBING |
| 2-6-0922-8 | WEBBING |
| 2-6-0922-9 | INSIDE WEBBING |

| | | | | | | | | |
|-------------|----------|--|-----------------------|--------------|------|--|-------------|--------------|
| | | UNLESS OTHERWISE SPECIFIED DIMENSIONS ARE IN INCHES TOLERANCES: ANGLES ± FRACTIONS ± 2 PLACE DIM ± 3 PLACE DIM ± | DATE | 11-05-20 | | U.S. ARMY NATICK SOLDIER RESEARCH, DEVELOPMENT & ENGINEERING CENTER KANSAS STREET, NATICK MA. 01760-5056 | | |
| | | | DRAWN BY | C. KRIKORIAN | | PATTERN LIST, ASSAULT POUCH | | |
| | | | CHECKED | F. W. K. | | | | |
| | | | PROJECT OFFICER | T. SCOTT | | | | |
| | | | APPROVED | K. RYAN | | | | |
| 2-6-0889 | 2-6-0889 | | APPVL DESIGN ACTIVITY | | SIZE | CAGE | DRAWING NO. | |
| NEXT ASSY | USED ON | INTERPRET THIS DRAWING IN ACCORDANCE WITH ASME Y14.100 | | J. CONNOR | B | 81337 | 2-6-0922 | |
| APPLICATION | | APPLICABLE SPEC | | SCALE | | N/A | UNIT WT. | SHEET 1 OF 1 |

DISTRIBUTION STATEMENT A
 THIS DOCUMENT IS APPROVED FOR PUBLIC RELEASE; DISTRIBUTION IS UNLIMITED.

NOTES:

1. REQUESTS FOR ACCUMARK PATTERN FILES SHALL BE DIRECTED TO:

NAVY CLOTHING & TEXTILE RESEARCH FACILITY (NCTRS)
 BUILDING 7
 US ARMY NATICK SOLDIER RESEARCH,
 DEVELOPMENT & ENGINEERING CENTER
 KANSAS STREET, NATICK, MA 01760

| REVISIONS | | | | |
|-----------|---------------------------------|-----------|-------|----------|
| LTR | DESCRIPTION | PROJ OFCR | APVD | DATE |
| - | INITIAL RELEASE PER DR-S-010-11 | T. S. | T. S. | 11-05-20 |
| A | REVISED PER DR-S-005-16 | T. S. | T. S. | 16-03-25 |

THIS DRAWING HAS BEEN GENERATED AND IS MAINTAINED BY A CAD SYSTEM. CHANGES SHALL ONLY BE INCORPORATED AS DIRECTED BY THE DESIGN ACTIVITY.

PART OR IDENTIFYING NUMBER NOMENCLATURE OR DESCRIPTION

| | |
|-------------|---------------------------|
| 2-6-0923-1 | MAIN PANEL |
| 2-6-0923-2 | INNER PLASTIC |
| 2-6-0923-3 | CENTER PAD |
| 2-6-0923-4 | BACK SIDE |
| 2-6-0923-5 | CENTER PAD OUTER |
| 2-6-0923-6 | CENTER PAD INNER |
| 2-6-0923-7 | BACK PLASTIC SIDE |
| 2-6-0923-8 | CENTER PAD D-RING WEBBING |
| 2-6-0923-9 | CENTER PAD STRAP WEBBING |
| 2-6-0923-10 | BOTTOM TOP WEBBING STRAP |
| 2-6-0923-11 | FOLDED WEBBING |
| 2-6-0923-12 | BOTTOM TOP WEBBING |
| 2-6-0923-13 | FRONT CENTER WEBBING |
| 2-6-0923-14 | HIP BUCKLE |
| 2-6-0923-15 | SIDE WEBBING |

| | | | | | | | | | |
|-------------------|----------|---|-----------------|--------------|-----------------|---|----------|--------------|-------------|
| | | UNLESS OTHERWISE SPECIFIED DIMENSIONS ARE IN INCHES TOLERANCES: ANGLES ± FRACTIONS ± 2 PLACE DIM ± 3 PLACE DIM ± | DATE | 11-05-20 | | U.S. ARMY NATICK SOLDIER RESEARCH, DEVELOPMENT & ENGINEERING CENTER KANSAS STREET, NATICK MA. 01760-5056 | | | |
| | | | DRAWN BY | C. KRIKORIAN | | PATTERN LIST, HIP BELT | | | |
| | | | CHECKED | F. W. K. | | | | | |
| | | | PROJECT OFFICER | T. SCOTT | | | | | |
| | | | APPROVED | K. RYAN | | APPVL DESIGN ACTIVITY | SIZE | CAGE | DRAWING NO. |
| 2-6-0890 | 2-6-0890 | | J. CONNOR | | APPLICABLE SPEC | B | 81337 | 2-6-0923 | |
| NEXT ASSY USED ON | | INTERPRET THIS DRAWING IN ACCORDANCE WITH ASME Y14.100 | | SCALE | | N/A | UNIT WT. | SHEET 1 OF 1 | |
| APPLICATION | | | | | | | | | |

DISTRIBUTION STATEMENT A
 THIS DOCUMENT IS APPROVED FOR PUBLIC RELEASE; DISTRIBUTION IS UNLIMITED.

NOTES:

1. REQUESTS FOR ACCUMARK PATTERN FILES SHALL BE DIRECTED TO:

NAVY CLOTHING & TEXTILE RESEARCH FACILITY (NCTRS)
 BUILDING 7
 US ARMY NATICK SOLDIER RESEARCH,
 DEVELOPMENT & ENGINEERING CENTER
 KANSAS STREET, NATICK, MA 01760

| REVISIONS | | | | |
|-----------|---------------------------------|-----------|-------|----------|
| LTR | DESCRIPTION | PROJ OFCR | APVD | DATE |
| - | INITIAL RELEASE PER DR-S-010-11 | T. S. | T. S. | 11-05-20 |
| A | REVISED PER DR-S-005-16 | T. S. | T. S. | 16-03-25 |

THIS DRAWING HAS BEEN GENERATED AND IS MAINTAINED BY A CAD SYSTEM. CHANGES SHALL ONLY BE INCORPORATED AS DIRECTED BY THE DESIGN ACTIVITY.

| PART OR IDENTIFYING NUMBER | NOMENCLATURE OR DESCRIPTION |
|----------------------------|-----------------------------|
| 2-6-0924-1 | LID |
| 2-6-0924-2 | INSIDE WEB REINFORCEMENT |
| 2-6-0924-3 | BACK PANEL |
| 2-6-0924-4 | GARMENT STRAP |
| 2-6-0924-5 | WEBBING STRAP |
| 2-6-0924-6 | FLAP BUCKLE |
| 2-6-0924-7 | WEBBING GUILD |
| 2-6-0924-8 | POUCH TOP |
| 2-6-0924-9 | MAIN BUCKLE |
| 2-6-0924-10 | MAIN BAG |

| | | | | | | | | |
|-------------|----------|--|-----------------------|--------------|---|--|----------|--------------|
| | | UNLESS OTHERWISE SPECIFIED DIMENSIONS ARE IN INCHES TOLERANCES: ANGLES ± FRACTIONS ± 2 PLACE DIM ± 3 PLACE DIM ± | DATE | 11-05-20 | | U.S. ARMY NATICK SOLDIER RESEARCH, DEVELOPMENT & ENGINEERING CENTER KANSAS STREET, NATICK MA. 01760-5056 | | |
| | | | DRAWN BY | C. KRIKORIAN | | PATTERN LIST, SUSTAINMENT POUCH | | |
| | | | CHECKED | F. W. K. | | | | |
| | | | PROJECT OFFICER | T. SCOTT | | | | |
| | | | APPROVED | K. RYAN | | SIZE | CAGE | DRAWING NO. |
| 2-6-0891 | 2-6-0891 | | APPVL DESIGN ACTIVITY | | B | 81337 | 2-6-0924 | |
| NEXT ASSY | USED ON | INTERPRET THIS DRAWING IN ACCORDANCE WITH ASME Y14.100 | | J. CONNOR | | | | |
| APPLICATION | | APPLICABLE SPEC | | | | SCALE | N/A | UNIT WT. |
| | | | | | | | | SHEET 1 OF 1 |

DISTRIBUTION STATEMENT A
 THIS DOCUMENT IS APPROVED FOR PUBLIC RELEASE; DISTRIBUTION IS UNLIMITED.

NOTES:

1. REQUESTS FOR ACCUMARK PATTERN FILES SHALL BE DIRECTED TO:

NAVY CLOTHING & TEXTILE RESEARCH FACILITY (NCTRS)
 BUILDING 7
 US ARMY NATICK SOLDIER RESEARCH,
 DEVELOPMENT & ENGINEERING CENTER
 KANSAS STREET, NATICK, MA 01760

| REVISIONS | | | | |
|-----------|---------------------------------|-----------|-------|----------|
| LTR | DESCRIPTION | PROJ OFCR | APVD | DATE |
| - | INITIAL RELEASE PER DR-S-010-11 | T. S. | T. S. | 11-05-20 |
| A | REVISED PER DR-S-005-16 | T. S. | T. S. | 16-03-25 |

THIS DRAWING HAS BEEN GENERATED AND IS MAINTAINED BY A CAD SYSTEM. CHANGES SHALL ONLY BE INCORPORATED AS DIRECTED BY THE DESIGN ACTIVITY.

| PART OR IDENTIFYING NUMBER | NOMENCLATURE OR DESCRIPTION |
|----------------------------|----------------------------------|
| 2-6-0925-1 | MAIN UPPER |
| 2-6-0925-2 | SIDE LEFT |
| 2-6-0925-3 | SIDE OUTER LEFT |
| 2-6-0925-4 | SIDE RIGHT |
| 2-6-0925-5 | SIDE OUTER RIGHT |
| 2-6-0925-6 | MAIN, LOWER FRONT |
| 2-6-0925-7 | LOWER COMPARTMENT ZIPPER STRAP |
| 2-6-0925-8 | MAIN BODY BACK |
| 2-6-0925-9 | OUTER BOTTOM |
| 2-6-0925-10 | INNER BOTTOM |
| 2-6-0925-11 | SHROUD |
| 2-6-0925-12 | SHROUD GROMMET STRIP |
| 2-6-0925-13 | LID, UPPER |
| 2-6-0925-14 | MUD FLAP SIDE LID |
| 2-6-0925-15 | LID FRONT POCKET |
| 2-6-0925-16 | LID BOTTOM MAIN |
| 2-6-0925-17 | LID BOTTOM ZIPPER STRIP |
| 2-6-0925-18 | LID BOTTOM FRONT |
| 2-6-0925-19 | WATER BOTTLE POCKET BASE RIGHT |
| 2-6-0925-20 | WATER BOTTLE POCKET BASE LEFT |
| 2-6-0925-21 | WATER BOTTLE POCKET BOTTOM RIGHT |
| 2-6-0925-22 | WATER BOTTLE BOTTOM LEFT |
| 2-6-0925-23 | WATER BOTTLE POCKET MAIN RIGHT |
| 2-6-0925-24 | WATER BOTTLE POCKET MAIN LEFT |
| 2-6-0925-25 | WATER BOTTLE POCKET TOP RIGHT |
| 2-6-0925-26 | WATER BOTTLE POCKET TOP LEFT |
| 2-6-0925-27 | RADIO POCKET FRONT |
| 2-6-0925-28 | RADIO POCKET LEFT SIDE |

| PART OR IDENTIFYING NUMBER | NOMENCLATURE OR DESCRIPTION |
|----------------------------|--|
| 2-6-0925-29 | RADIO POCKET RIGHT SIDE |
| 2-6-0925-30 | RADIO ACCESS ZIPPER STRIP BOTTOM |
| 2-6-0925-31 | RADIO ACCESS ZIPPER STRIP |
| 2-6-0925-32 | INTERNAL DIVIDER |
| 2-6-0925-33 | INTERNAL DIVIDER STRAP |
| 2-6-0925-34 | COLLAR INNER |
| 2-6-0925-35 | COLLAR OUTER |
| 2-6-0925-36 | SPEED ZIPPER COMPARTMENT TRIANGLE |
| 2-6-0925-37 | SUPERMAN |
| 2-6-0925-38 | FEMALE BUCKLE WEBBING |
| 2-6-0925-39 | FRONT FEMALE BUCKLE WEBBING |
| 2-6-0925-40 | HANDLE |
| 2-6-0925-41 | BACK FEMALE BUCKLE WEBBING |
| 2-6-0925-42 | BACKSIDE WEBBING |
| 2-6-0925-43 | BACK VERTICAL WEBBING |
| 2-6-0925-44 | BACK HORIZONTAL RING STRAP |
| 2-6-0925-45 | SIDE OUTER BUCKLE TAB |
| 2-6-0925-46 | MUD FLAP END FEMALE BUCKLE |
| 2-6-0925-47 | MUD FLAP SIDE FEMALE BUCKLE |
| 2-6-0925-48 | FRONT INSIDE WEBBING |
| 2-6-0925-49 | RADIO STRAP INSIDE FEMALE BUCKLE |
| 2-6-0925-50 | RADIO FRONT BUCKLE |
| 2-6-0925-51 | RADIO POCKET CROSS STRAP |
| 2-6-0925-52 | DIVIDER FEMALE BUCKLE |
| 2-6-0925-53 | SPEED ZIPPER COMPARTMENT MALE BUCKLE WEBBING |
| 2-6-0925-54 | SUPERMAN D-RING WEBBING |
| 2-6-0925-55 | HOOK-LOOP TEMPLATE |
| 2-6-0925-56 | MUDFLAP ELASTIC |
| 2-6-0925-57 | WATER BOTTLE ELASTIC |

| | | | | | | | | |
|-------------|----------|--|--|---|--------------|-------|--|--------------|
| | | UNLESS OTHERWISE SPECIFIED DIMENSIONS ARE IN INCHES | | DATE | 11-05-20 | | U.S. ARMY NATICK SOLDIER RESEARCH, DEVELOPMENT & ENGINEERING CENTER KANSAS STREET, NATICK MA. 01760-5056 | |
| | | TOLERANCES: | | DRAWN BY | C. KRIKORIAN | | PATTERN LIST, MAIN PACK | |
| | | ANGLES ± | | CHECKED | F. W. K. | | | |
| | | FRACTIONS ± | | PROJECT OFFICER | T. SCOTT | | | |
| 2-6-0894 | 2-6-0894 | 2 PLACE DIM ± | | APPROVED | K. RYAN | | DRAWING NO. 2-6-0925 | |
| 2-6-0903 | 2-6-0903 | 3 PLACE DIM ± | | APPVL DESIGN ACTIVITY J. CONNOR | | SIZE | CAGE | UNIT WT. |
| NEXT ASSY | | USED ON | | APPLICABLE SPEC | | B | 81337 | |
| APPLICATION | | | | INTERPRET THIS DRAWING IN ACCORDANCE WITH ASME Y14.100 | | SCALE | | SHEET 1 OF 1 |

DISTRIBUTION STATEMENT A
 THIS DOCUMENT IS APPROVED FOR PUBLIC RELEASE; DISTRIBUTION IS UNLIMITED.

NOTES:

1. REQUESTS FOR ACCUMARK PATTERN FILES SHALL BE DIRECTED TO:

NAVY CLOTHING & TEXTILE RESEARCH FACILITY (NCTRS)
 BUILDING 7
 US ARMY NATICK SOLDIER RESEARCH,
 DEVELOPMENT & ENGINEERING CENTER
 KANSAS STREET, NATICK, MA 01760

REVISIONS

| LTR | DESCRIPTION | PROJ OFFICER | APVD | DATE |
|-----|---------------------------------|--------------|-------|----------|
| - | INITIAL RELEASE PER DR-S-010-11 | T. S. | T. S. | 11-05-20 |
| A | REVISED PER DR-S-005-16 | T. S. | T. S. | 16-03-25 |

THIS DRAWING HAS BEEN GENERATED AND IS MAINTAINED BY A CAD SYSTEM. CHANGES SHALL ONLY BE INCORPORATED AS DIRECTED BY THE DESIGN ACTIVITY.

| PART OR IDENTIFYING NUMBER | NOMENCLATURE OR DESCRIPTION |
|----------------------------|-----------------------------|
| 2-6-0926-01 | BACK PANEL UPPER |
| 2-6-0926-02 | BACK POCKET ZIPPER STRIP |
| 2-6-0926-03 | HIGHSIDE |
| 2-6-0926-04 | BACK PANEL LINER |
| 2-6-0926-05 | BACK POCKET BOTTOM OUTER |
| 2-6-0926-06 | BACK PANEL INNER FACE |
| 2-6-0926-07 | BACK PANEL OVER FACE |
| 2-6-0926-08 | BACK POCKET BASE |
| 2-6-0926-09 | BACK POCKET MAIN |
| 2-6-0926-10 | BACK TOP WEBBING |
| 2-6-0926-11 | BACK PANEL PLASTIC |
| 2-6-0926-12 | ZIPPER LUG WEBBING |
| 2-6-0926-13 | BACK POCKET FRONT LOOP |
| 2-6-0926-14 | BACK POCKET FRONT WEBBING |
| 2-6-0926-15 | BACK POCKET LOWER WEBBING |
| 2-6-0926-16 | ZIPPER STRIP WEBBING |
| 2-6-0926-17 | BACK INNER POCKET LOWER |
| 2-6-0926-18 | BODY PANEL MAIN |
| 2-6-0926-19 | BOTTOM WEB |
| 2-6-0926-20 | BUCKLE STRAP |
| 2-6-0926-21 | BUCKLE TAB |
| 2-6-0926-22 | HIGHSIDE INNER POCKET |
| 2-6-0926-23 | INNER BOTTOM |
| 2-6-0926-24 | INNER STRAP LEFT |
| 2-6-0926-25 | INNER STRAP RIGHT |
| 2-6-0926-26 | INNER BACK POCKET UPPER |
| 2-6-0926-27 | LEFT STRAP FOAM |
| 2-6-0926-28 | LEFT SIDE BACK FOAM COVER |
| 2-6-0926-29 | LOWER SIDE INNER POCKET |
| 2-6-0926-30 | LOWER STRAP BUCKLE |

| PART OR IDENTIFYING NUMBER | NOMENCLATURE OR DESCRIPTION |
|----------------------------|------------------------------|
| 2-6-0926-31 | OUTER BOTTOM |
| 2-6-0926-32 | OUTER BACK UPPER |
| 2-6-0926-33 | OUTER STRAP LEFT |
| 2-6-0926-34 | OUTER STRAP RIGHT |
| 2-6-0926-35 | POCKET INNER LINER LOWER |
| 2-6-0926-36 | RADIO POCKET STRIP |
| 2-6-0926-37 | RADIO POCKET WEBBING |
| 2-6-0926-38 | RADIO POCKET STRIP 2 |
| 2-6-0926-39 | RADIO POCKET MAIN |
| 2-6-0926-40 | RIGHT SIDE BACK FOAM |
| 2-6-0926-41 | RIGHT STRAP FOAM |
| 2-6-0926-42 | SHOULDER SPT GUILD WEBBING |
| 2-6-0926-43 | SHOULDER STRAP HORIZONTAL |
| 2-6-0926-44 | SHOULDER WEBBING GUILD |
| 2-6-0926-45 | ZIPPER STRIP |
| 2-6-0926-46 | ZIPPER STRIP LINER |
| 2-6-0926-47 | STRAP WRAP HOOK |
| 2-6-0926-48 | WRAP STRAP LOOP |
| 2-6-0926-49 | SUPERMAN |
| 2-6-0926-50 | SUPERMAN STRAP |
| 2-6-0926-51 | TOP HANDLE |
| 2-6-0926-52 | TOP HANDLE HOOK |
| 2-6-0926-53 | TOP LOOP |
| 2-6-0926-54 | HANDLE REINFORCEMENT |
| 2-6-0926-55 | ZIPPER PLUG LOWER SIDE |
| 2-6-0926-56 | FASTENER STRAP TEMPLATE |
| 2-6-0926-57 | BACK POCKET TOP ZIPPER STRAP |
| 2-6-0926-58 | WRAP STRAP LONG |
| 2-6-0926-59 | SUPERMAN TAB |
| 2-6-0926-60 | BACK POCKET BOTTOM INNER |

| | | | | | | | | |
|---|----------|---|--------------|-----------------------|---|----------|--------------|-------------|
| UNLESS OTHERWISE SPECIFIED DIMENSIONS ARE IN INCHES | | DATE | 11-05-20 | | U.S. ARMY NATICK SOLDIER RESEARCH, DEVELOPMENT & ENGINEERING CENTER KANSAS STREET, NATICK MA. 01760-5056 | | | |
| 2-6-0905 | 2-6-0905 | DRAWN BY | C. KRIKORIAN | | PATTERN LIST, ASSAULT PACK | | | |
| 2-6-0902 | 2-6-0902 | CHECKED | F. W. K. | | | | | |
| 2-6-0898 | 2-6-0898 | PROJECT OFFICER | T. SCOTT | | | | | |
| 2-6-0897 | 2-6-0897 | APPROVED | K. RYAN | | | | | |
| 2-6-0892 | 2-6-0892 | INTERPRET THIS DRAWING IN ACCORDANCE WITH ASME Y14. 100 | | APPVL DESIGN ACTIVITY | J. CONNOR | SIZE | CAGE | DRAWING NO. |
| NEXT ASSY | USED ON | APPLICATION | | APPLICABLE SPEC | | B | 81337 | 2-6-0926 |
| | | | | SCALE | N/A | UNIT WT. | SHEET 1 OF 1 | |

DISTRIBUTION STATEMENT A

THIS DOCUMENT IS APPROVED FOR PUBLIC RELEASE; DISTRIBUTION IS UNLIMITED.

NOTES:

1. REQUESTS FOR ACCUMARK PATTERN FILES SHALL BE DIRECTED TO:

NAVY CLOTHING & TEXTILE RESEARCH FACILITY (NCTRS)
 BUILDING 7
 US ARMY NATICK SOLDIER RESEARCH,
 DEVELOPMENT & ENGINEERING CENTER
 KANSAS STREET, NATICK, MA 01760

| REVISIONS | | | | |
|-----------|---------------------------------|-----------|-------|----------|
| LTR | DESCRIPTION | PROJ OFCR | APVD | DATE |
| - | INITIAL RELEASE PER DR-S-010-11 | T. S. | T. S. | 11-05-20 |
| A | REVISED PER DR-S-005-16 | T. S. | T. S. | 16-03-25 |

THIS DRAWING HAS BEEN GENERATED AND IS MAINTAINED BY A CAD SYSTEM. CHANGES SHALL ONLY BE INCORPORATED AS DIRECTED BY THE DESIGN ACTIVITY.

| PART OR IDENTIFYING NUMBER | NOMENCLATURE OR DESCRIPTION |
|----------------------------|-----------------------------|
| 2-6-0927-1 | STRAP UPPER RIGHT |
| 2-6-0927-2 | STRAP UPPER LEFT |
| 2-6-0927-3 | STRAP LOWER RIGHT |
| 2-6-0927-4 | STRAP LOWER LEFT |
| 2-6-0927-5 | STRAP FOAM RIGHT |
| 2-6-0927-6 | STRAP FOAM LEFT |
| 2-6-0927-7 | LOWER FRONT OUTER |
| 2-6-0927-8 | STRAP YOKE SHANK |
| 2-6-0927-9 | PLASTIC |
| 2-6-0927-10 | BACK |
| 2-6-0927-11 | UPPER FRONT |
| 2-6-0927-12 | LOWER FRONT INNER |

| PART OR IDENTIFYING NUMBER | NOMENCLATURE OR DESCRIPTION |
|----------------------------|-----------------------------|
| 2-6-0927-13 | LOWER FRONT FOAM RIGHT |
| 2-6-0927-14 | LOWER FRONT FOAM LEFT |
| 2-6-0927-15 | BOTTOM WEBBING |
| 2-6-0927-16 | LOWER SIDE WEBBING |
| 2-6-0927-17 | SIDE RING WEBBING |
| 2-6-0927-18 | HORIZONTAL D-RING WEBBING |
| 2-6-0927-19 | VERTICLE D-RING WEBBING |
| 2-6-0927-20 | TOP BUCKLE WEBBING |
| 2-6-0927-21 | STRAP REINFORCEMENT WEBBING |
| 2-6-0927-22 | BUCKLE RELEASE STRAP |
| 2-6-0927-23 | WRAP STRAP WEBBING |
| 2-6-0927-24 | STRAP BUCKLE WEBBING |
| 2-6-0927-25 | LONG WRAP STRAP |
| 2-6-0927-26 | GUILD WEBBING |

| | | | | | | | | |
|-------------|----------|---|-----------------------|--------------|---|---|----------|--------------|
| | | UNLESS OTHERWISE SPECIFIED DIMENSIONS ARE IN INCHES TOLERANCES: ANGLES ± FRACTIONS ± 2 PLACE DIM ± 3 PLACE DIM ± | DATE | 11-05-20 | | U.S. ARMY NATICK SOLDIER RESEARCH, DEVELOPMENT & ENGINEERING CENTER KANSAS STREET, NATICK MA. 01760-5056 | | |
| | | | DRAWN BY | C. KRIKORIAN | | PATTERN LIST, SHOULDER HARNESS | | |
| | | | CHECKED | F. W. K. | | | | |
| | | | PROJECT OFFICER | T. SCOTT | | | | |
| | | | APPROVED | K. RYAN | | SIZE | CAGE | DRAWING NO. |
| 2-6-0906 | 2-6-0906 | | APPVL DESIGN ACTIVITY | | B | 81337 | 2-6-0927 | |
| NEXT ASSY | USED ON | INTERPRET THIS DRAWING IN ACCORDANCE WITH ASME Y14.100 | | J. CONNOR | | | | |
| APPLICATION | | APPLICABLE SPEC | | | | SCALE | N/A | UNIT WT. |
| | | | | | | | | SHEET 1 OF 1 |

DISTRIBUTION STATEMENT A
 THIS DOCUMENT IS APPROVED FOR PUBLIC RELEASE; DISTRIBUTION IS UNLIMITED.

↓

REVISIONS

| REV | DESCRIPTION | PROJ DFCR | APVD | DATE |
|-----|---------------------------------|-----------|------|----------|
| - | INITIAL RELEASE PER DR-S-010-11 | T.S. | T.S | 11/05/20 |
| A | REVISED PER DR-S-009-15 | T.S. | T.S | 15/10/19 |
| B | REVISED PER DR-S-013-15 | T.S. | T.S | 15/12/04 |
| C | REVISED PER DR-S-005-16 | T.S. | T.S | 16/03/25 |

THIS DRAWING HAS BEEN GENERATED AND IS MAINTAINED BY A CAD SYSTEM. CHANGES SHALL ONLY BE INCORPORATED AS DIRECTED BY THE DESIGN ACTIVITY.

1. REFER TO DETAIL SPECIFICATION:
SYSTEM SPECIFICATION FOR THE FAMILY
OF IMPROVED LOAD BEARING EQUIPMENT.

2. CUT LENGTHS ARE FOR REFERENCE ONLY












DISTRIBUTION STATEMENT A

THIS DOCUMENT IS APPROVED FOR PUBLIC RELEASE; DISTRIBUTION IS UNLIMITED.

| | | | | | | | | | | | | | | | | | | |
|-----------|---|---|---|--|--|--|--|--|--|--|--|--|--|--|--|--|--|--|
| REV LEVEL | C | C | C | | | | | | | | | | | | | | | |
| SHEET NO. | 1 | 2 | 3 | | | | | | | | | | | | | | | |

| | | | | | | | | | | | | | | | | | | | |
|--|---------|---------------------------|---------------|---|-------|-------------|--|--------------|--|--|--|--|--|--|--|--|--|--|--|
| INTERPRET THIS DRAWING IN ACCORDANCE WITH ASME Y14.100 | | REVISION STATUS OF SHEETS | | | | | | | | | | | | | | | | | |
| UNLESS OTHERWISE SPECIFIED: DIMENSIONS ARE IN INCHES TOLERANCES: ANGLES ± FRACTIONS ± 2 PLACE DIM ± NA 3 PLACE DIM ± | | DATE 11-05-17 | | U.S. ARMY NATICK SOLDIER RESEARCH, DEVELOPMENT & ENGINEERING CENTER KANSAS STREET, NATICK MA. 01760-5056 HYDRATION POUCH, ASSEMBLY, USMC PACK | | | | | | | | | | | | | | | |
| | | DRAWN BY | C. KRICKORIAN | | | | | | | | | | | | | | | | |
| | | CHECKED | K. VARNEY | | | | | | | | | | | | | | | | |
| | | PROJ DFCR | T. SCOTT | | | | | | | | | | | | | | | | |
| | | APPROVED | T. SCOTT | | | | | | | | | | | | | | | | |
| | | APPROVAL DESIGN ACTIVITY | T. SCOTT | SIZE | CAGE | DRAWING NO. | | | | | | | | | | | | | |
| | | | | A | 81337 | PL2-6-0887 | | | | | | | | | | | | | |
| NEXT ASSY | USED ON | APPLICABLE SPEC | | SCALE: NONE | | UNIT WT. | | SHEET 1 OF 3 | | | | | | | | | | | |
| APPLICATION | | | | | | | | | | | | | | | | | | | |










↑

| PARTS LIST | | U.S. ARMY NATICK SOLDIER RESEARCH, DEVELOPMENT & ENGINEERING CENTER KANSAS STREET, NATICK MA. 01760-5056 | | | CAGE 81337 | PL2-6-0887 | REVISION LTR C DATE 16/03/25 | |
|---|---------------|--|--|----------|----------------------------|-------------------------------------|-----------------------------------|------------------------|
| LIST TITLE HYDRATION POUCH ASSEMBLY, USMC PACK | | | | | APPROVED T. S. T. S. | REV AUTH NO. DR-S-005-16 | SHEET <u>2</u> OF _____ SHEETS | |
| FIND NO. | QTY RQD -1 | CAGE | DRAWING OR DOCUMENT NUMBER | DWG SIZE | PART OR IDENTIFYING NUMBER | NOMENCLATURE OR DESCRIPTION | | MATERIAL SPECIFICATION |
| 1 | 1 | | 2-6-0921  | | 2-6-0921-4 | BAG MAIN | | PARA 3.9.7.2 |
| 2 | 1 | | 2-6-0921  | | 2-6-0921-8 | BOTTOM | | PARA 3.9.7.2 |
| 3 | 1 | | 2-6-0921  | | 2-6-0921-9 | BACK PANEL | | PARA 3.9.7.2 |
| 4 | AR | |  | | | TAPE, BINDING, 1" WIDE | | PARA 3.9.4.8 |
| 5 | 1 | |  | | | ONE INCH MALE SIDE RELEASE BUCKLE | | PARA 3.9.1.2.10 |
| 6 | 1 | |  | | | ONE INCH FEMALE SIDE RELEASE BUCKLE | | PARA 3.9.1.2.16 |
| 7 | 1 | |  | | | GROMMET | | PARA 3.9.1.6.1 |
| 8 | 1 | | 2-6-0921  | | 2-6-0921-2 | FLAP BUCKLE | | PARA 3.9.4.1 |
| 9 | 1 | | 2-6-0921  | | 2-6-0921-1 | BAG MAIN BUCKLE | | PARA 3.9.4.1 |
| 10 | 1 | | 2-6-0921  | | 2-6-0921-5 | INSIDE FLAP WEBBING | | PARA 3.9.4.5 |
| 11 | 4 | | 2-6-0921  | | 2-6-0921-7 | WEBBING STRAP | | PARA 3.9.4.1 |

DISTRIBUTION STATEMENT A
THIS DOCUMENT IS APPROVED FOR PUBLIC RELEASE; DISTRIBUTION IS UNLIMITED.

| | | | | |
|------------|--|---------------|------------|---------------------------------|
| PARTS LIST | U.S. ARMY NATICK SOLDIER RESEARCH, DEVELOPMENT & ENGINEERING CENTER KANSAS STREET, NATICK MA. 01760-5056 | CAGE 81337 | PL2-6-0887 | REVISION LTR C DATE 16/03/25 |
|------------|--|---------------|------------|---------------------------------|

| | | | |
|---|----------------------------|-----------------------------|-----------------------------------|
| LIST TITLE HYDRATION POUCH ASSEMBLY, USMC PACK | APPROVED T. S. T. S. | REV AUTH NO. DR-S-005-16 | SHEET <u>3</u> OF _____ SHEETS |
|---|----------------------------|-----------------------------|-----------------------------------|

| FIND NO. | QTY RQD -1 | CAGE | DRAWING OR DOCUMENT NUMBER | DWG SIZE | PART OR IDENTIFYING NUMBER | NOMENCLATURE OR DESCRIPTION | MATERIAL SPECIFICATION |
|----------|---------------|-------|--|----------|----------------------------|---|------------------------|
| 12 | 4 | | 2-6-0921  | | 2-6-0921-3 | WEBBING GUILD | PARA 3.9.4.1 |
| 13 | 1 | |  | | | CORD, CUT LENGTH 4 3/4"  | PARA 3.9.10.3 |
| 14 | 4 | |  | | | SNAP FASTENER | PARA 3.9.15.1 |
| 15 | AR | |  | | | THREAD, SIZE E | PARA 3.9.8.2 |
| 16 | 4 | | 2-6-0921  | | 2-6-0921-6 | INSIDE WEBBING REINFORCEMENT | PARA 3.9.4.1 |
| 17 | AR | |  | | | THREAD, SIZE F | PARA 3.9.8.1 |
| 18 | 4 | |  | | | STIFFENER, PLASTIC, CUT LENGTH 3"  | PARA 3.9.3.5 |
| 19 | 1 | 81337 | 2-6-0904 | D | 2-6-0904-1 | IDENTIFICATION & INSTRUCTION LABEL | PARA 3.13.1 |

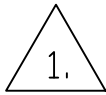
DISTRIBUTION STATEMENT A
THIS DOCUMENT IS APPROVED FOR PUBLIC RELEASE; DISTRIBUTION IS UNLIMITED.

↓

REVISIONS

| REV | DESCRIPTION | PROJ DFCR | APVD | DATE |
|-----|---------------------------------|-----------|------|----------|
| - | INITIAL RELEASE PER DR-S-010-11 | T.S. | T.S. | 11-05-20 |
| A | REVISED PER DR-S-022-11 | T.S. | T.S. | 11-10-11 |
| B | REVISED PER DR-S-009-15 | T.S. | T.S. | 15-10-19 |
| C | REVISED PER DR-S-005-16 | T.S. | T.S. | 16/03/25 |

THIS DRAWING HAS BEEN GENERATED AND IS MAINTAINED BY A CAD SYSTEM. CHANGES SHALL ONLY BE INCORPORATED AS DIRECTED BY THE DESIGN ACTIVITY.



1. REFER TO DETAIL SPECIFICATION:
SYSTEM SPECIFICATION FOR THE FAMILY
OF IMPROVED LOAD BEARING EQUIPMENT.












2. CUT LENGTHS ARE FOR REFERENCE ONLY

DISTRIBUTION STATEMENT A

THIS DOCUMENT IS APPROVED FOR PUBLIC RELEASE; DISTRIBUTION IS UNLIMITED.

| | | | | | | | | | | | | | | | | | | |
|-----------|---|---|---|--|--|--|--|--|--|--|--|--|--|--|--|--|--|--|
| REV LEVEL | C | C | C | | | | | | | | | | | | | | | |
| SHEET NO. | 1 | 2 | 3 | | | | | | | | | | | | | | | |

| | | | | | | | | | | | | | | | | | | | |
|--|---------|---------------------------|-----------|---|-------|-------------|--|--------------|--|--|--|--|--|--|--|--|--|--|--|
| INTERPRET THIS DRAWING IN ACCORDANCE WITH ASME Y14.100 | | REVISION STATUS OF SHEETS | | | | | | | | | | | | | | | | | |
| UNLESS OTHERWISE SPECIFIED: DIMENSIONS ARE IN INCHES TOLERANCES: ANGLES ± FRACTIONS ± 2 PLACE DIM ± NA 3 PLACE DIM ± | | DATE | | U.S. ARMY NATICK SOLDIER RESEARCH, DEVELOPMENT & ENGINEERING CENTER KANSAS STREET, NATICK MA. 01760-5056 <h2 style="text-align: center;">ASSAULT POUCH, ASSEMBLY, USMC PACK</h2> | | | | | | | | | | | | | | | |
| | | 11-05-18 | | | | | | | | | | | | | | | | | |
| | | DRAWN BY | E. TAMSKY | | | | | | | | | | | | | | | | |
| | | CHECKED | K. VARNEY | | | | | | | | | | | | | | | | |
| | | PROJ DFCR | T. SCOTT | | | | | | | | | | | | | | | | |
| | | APPROVED | K. RYAN | | | | | | | | | | | | | | | | |
| | | APPROVAL DESIGN ACTIVITY | J. CONNOR | SIZE | CAGE | DRAWING NO. | | | | | | | | | | | | | |
| - | | - | | A | 81337 | PL2-6-0889 | | | | | | | | | | | | | |
| NEXT ASSY | USED ON | APPLICABLE SPEC | | SCALE: NONE | | UNIT WT. | | SHEET 1 OF 3 | | | | | | | | | | | |
| APPLICATION | | | | | | | | | | | | | | | | | | | |

| PARTS LIST | | U.S. ARMY NATICK SOLDIER RESEARCH, DEVELOPMENT & ENGINEERING CENTER KANSAS STREET, NATICK MA. 01760-5056 | | | CAGE 81337 | PL2-6-0889 | REVISION LTR C DATE 16-03-25 | |
|--|----------------|--|--|----------|----------------------------|-----------------------------|---------------------------------|-----------------------------------|
| LIST TITLE ASSAULT POUCH, ASSEMBLY, USMC PACK | | | | | APPROVED T. S. T. S. | | REV AUTH NO. DR-S-005-16 | SHEET <u>2</u> OF _____ SHEETS |
| FIND NO. | QTY RQD - 1 | CAGE | DRAWING OR DOCUMENT NUMBER | DWG SIZE | PART OR IDENTIFYING NUMBER | NOMENCLATURE OR DESCRIPTION | MATERIAL SPECIFICATION | |
| 1 | 1 | | 2-6-0922  | | 2-6-0922-3 | FRONT PANEL | PARA 3.9.7.2 | |
| 2 | 1 | | 2-6-0922  | | 2-6-0922-1 | BACK PANEL | PARA 3.9.7.2 | |
| 3 | 2 | | 2-6-0922  | | 2-6-0922-5 | ZIPPER STRIP | PARA 3.9.7.2 | |
| 4 | 1 | | 2-6-0922  | | 2-6-0922-4 | ZIPPER PANEL | PARA 3.9.7.2 | |
| 5 | 1 | | 2-6-0922  | | 2-6-0922-2 | BACK PANEL INNER POCKET | PARA 3.9.7.2 | |
| 6 | 2 | | 2-6-0922  | | 2-6-0922-8 | WEBBING | PARA 3.9.4.1 | |
| 7 | 4 | | 2-6-0922  | | 2-6-0922-7 | VERTICLE WEBBING | PARA 3.9.4.1 | |
| 8 | 1 | | 2-6-0922  | | 2-6-0922-9 | INSIDE WEBBING | PARA 3.9.4.1 | |
| 9 | AR | |  | | | TAPE, BINDING, 1" WIDE | PARA 3.9.4.8 | |

DISTRIBUTION STATEMENT A
THIS DOCUMENT IS APPROVED FOR PUBLIC RELEASE; DISTRIBUTION IS UNLIMITED.

| PARTS LIST | | U.S. ARMY NATICK SOLDIER RESEARCH, DEVELOPMENT & ENGINEERING CENTER KANSAS STREET, NATICK MA. 01760-5056 | | | CAGE 81337 | PL2-6-0889 | REVISION LTR C DATE 16-03-25 | |
|--|----------------|--|----------------------------|----------|----------------------------|---|---------------------------------|------------------------|
| LIST TITLE ASSAULT POUCH, ASSEMBLY, USMC PACK | | | | | APPROVED T. S. T. S. | | REV AUTH NO. DR-S-005-16 | SHEET 3 OF SHEETS |
| FIND NO. | QTY RQD - 1 | CAGE | DRAWING OR DOCUMENT NUMBER | DWG SIZE | PART OR IDENTIFYING NUMBER | NOMENCLATURE OR DESCRIPTION | | MATERIAL SPECIFICATION |
| 10 | | | DELETED | | DELETED | | | |
| 11 | 1 | | ①. | | | FASTENER, SLIDE, ②. CUT LENGTH 18 1/2" | | PARA 3.9.9.9 |
| 12 | 2 | | ①. | | | CORD, CUT LENGTH 9" ②. | | PARA 3.9.10.3 |
| 13 | 1 | | ①. | | | GROMMET | | PARA 3.9.16.1 |
| 14 | 4 | | ①. | | | SNAP FASTENER | | PARA 3.9.15.1 |
| 15 | 4 | | ①. | | | STIFFENER, PLASTIC, ②. CUT SIZE 4 1/4" | | PARA 3.9.3.5 |
| 16 | AR | | ①. | | | THREAD, SIZE E | | PARA 3.9.8.2 |
| 17 | AR | | ①. | | | THREAD, SIZE F | | PARA 3.9.8.1 |
| 18 | 1 | | ①. | | | CORD, CUT LENGTH 4 1/2" ②. | | PARA 3.9.10.3 |
| 19 | 1 | 81337 | 2-6-0904 | D | 2-6-0904-1 | IDENTIFICATION & INSTRUCTION LABEL | | PARA 3.13.1 |

DISTRIBUTION STATEMENT A
THIS DOCUMENT IS APPROVED FOR PUBLIC RELEASE; DISTRIBUTION IS UNLIMITED.

↓

REVISIONS

| REV | DESCRIPTION | PROJ DFCR | APVD | DATE |
|-----|---------------------------------|-----------|------|----------|
| - | INITIAL RELEASE PER DR-S-010-11 | T.S. | T.S. | 11-05-20 |
| A | REVISED PER DR-S-009-15 | T.S. | T.S. | 15-10-19 |
| B | REVISED PER DR-S-005-16 | T.S. | T.S. | 16/03/25 |

THIS DRAWING HAS BEEN GENERATED AND IS MAINTAINED BY A CAD SYSTEM. CHANGES SHALL ONLY BE INCORPORATED AS DIRECTED BY THE DESIGN ACTIVITY.

1. REFER TO DETAIL SPECIFICATION: SYSTEM SPECIFICATION FOR THE FAMILY OF IMPROVED LOAD BEARING EQUIPMENT.

DISTRIBUTION STATEMENT A














THIS DOCUMENT IS APPROVED FOR PUBLIC RELEASE; DISTRIBUTION IS UNLIMITED.

| | | | | | | | | | | | | | | | | | | |
|-----------|---|---|---|--|--|--|--|--|--|--|--|--|--|--|--|--|--|--|
| REV LEVEL | B | B | B | | | | | | | | | | | | | | | |
| SHEET NO. | 1 | 2 | 3 | | | | | | | | | | | | | | | |













| | | | | | | | | | | | | | | | | | | | |
|---|--|------------------------------------|--|--|--|--------------|--|--|--|--|--|--|--|--|--|--|--|--|--|
| INTERPRET THIS DRAWING IN ACCORDANCE WITH ASME Y14.100 | | REVISION STATUS OF SHEETS | | | | | | | | | | | | | | | | | |
| UNLESS OTHERWISE SPECIFIED: DIMENSIONS ARE IN INCHES TOLERANCES: ANGLES ± FRACTIONS ± 2 PLACE DIM ± NA 3 PLACE DIM ± | | DATE 11-05-20 | | U.S. ARMY NATICK SOLDIER RESEARCH, DEVELOPMENT & ENGINEERING CENTER KANSAS STREET, NATICK MA. 01760-5056 HIP BELT ASSEMBLY, USMC PACK | | | | | | | | | | | | | | | |
| | | DRAWN BY E. TAMSKY | | | | | | | | | | | | | | | | | |
| | | CHECKED K. VARNEY | | | | | | | | | | | | | | | | | |
| | | PROJ DFCR T. SCOTT | | | | | | | | | | | | | | | | | |
| | | APPROVED K. RYAN | | SIZE CAGE | | DRAWING NO. | | | | | | | | | | | | | |
| | | APPROVAL DESIGN ACTIVITY J. CONNOR | | A 81337 | | PL2-6-0890 | | | | | | | | | | | | | |
| NEXT ASSY USED ON APPLICATION | | APPLICABLE SPEC | | SCALE: NONE UNIT WT. | | SHEET 1 OF 3 | | | | | | | | | | | | | |

| PARTS LIST | | U.S. ARMY NATICK SOLDIER RESEARCH, DEVELOPMENT & ENGINEERING CENTER KANSAS STREET, NATICK MA. 01760-5056 | | | CAGE 81337 | PL2-6-0890 | REVISION LTR B DATE 16/03/25 | |
|--|---------------|--|----------------------------|----------|----------------------------|-----------------------------|--|-----------------------------------|
| LIST TITLE HIP BELT ASSEMBLY, USMC PACK | | | | | APPROVED T. S. T. S. | | REV AUTH NO. DR-S-005-16 | SHEET <u>2</u> OF _____ SHEETS |
| FIND NO. | QTY RQD -1 | CAGE | DRAWING OR DOCUMENT NUMBER | DWG SIZE | PART OR IDENTIFYING NUMBER | NOMENCLATURE OR DESCRIPTION | MATERIAL SPECIFICATION | |
| 1 | 1 | | ① | | | FOAM, MOLDED HIP BELT | PARA 3.9.2.5 | |
| 2 | 1 | | 2-6-0923 ① | | 2-6-0923-1 | MAIN PANEL | PARA 3.9.7.1 CLOTH, NYLON, 1000D | |
| 3 | 2 | | 2-6-0923 ① | | 2-6-0923-4 | BACK SIDE | PARA 3.9.7.2 CLOTH, NYLON, 500D | |
| 4 | 1 | | 2-6-0923 ① | | 2-6-0923-2 | INNER PLASTIC | PARA 3.9.3.3 | |
| 5 | 2 | | 2-6-0923 ① | | 2-6-0923-7 | BACK PLASTIC SIDE | PARA 3.9.3.3 | |
| 6 | 2 | | 2-6-0923 ① | | 2-6-0923-15 | SIDE WEBBING | PARA 3.9.4.3 | |
| 7 | 2 | | 2-6-0923 ① | | 2-6-0923-14 | HIP BUCKLE | PARA 3.9.4.3 | |
| 8 | 4 | | 2-6-0923 ① | | 2-6-0923-10 | BOTTOM TOP WEBBING STRAP | PARA 3.9.4.1 | |
| 9 | 1 | | 2-6-0923 ① | | 2-6-0923-13 | FRONT CENTER WEBBING | PARA 3.9.4.1 | |
| 10 | 2 | | 2-6-0923 ① | | 2-6-0923-12 | BOTTOM TOP WEBBING | PARA 3.9.4.1 | |

DISTRIBUTION STATEMENT A
THIS DOCUMENT IS APPROVED FOR PUBLIC RELEASE; DISTRIBUTION IS UNLIMITED.

| PARTS LIST | | U.S. ARMY NATICK SOLDIER RESEARCH, DEVELOPMENT & ENGINEERING CENTER KANSAS STREET, NATICK MA. 01760-5056 | | | CAGE 81337 | PL2-6-0890 | REVISION LTR B DATE 16/03/25 | |
|--|---------------|--|--|----------|----------------------------|------------------------------------|---------------------------------------|--|
| LIST TITLE HIP BELT ASSEMBLY, USMC PACK | | | | | APPROVED T. S. T. S. | REV AUTH NO. DR-S-005-16 | SHEET <u>3</u> OF _____ SHEETS | |
| FIND NO. | QTY RQD -1 | CAGE | DRAWING OR DOCUMENT NUMBER | DWG SIZE | PART OR IDENTIFYING NUMBER | NOMENCLATURE OR DESCRIPTION | MATERIAL SPECIFICATION | |
| 11 | 1 | | 2-6-0923  | | 2-6-0923-8 | CENTER PAD D-RING WEBBING | PARA 3.9.4.1 | |
| 12 | 1 | | 2-6-0923  | | 2-6-0923-9 | CENTER PAD STRAP WEBBING | PARA 3.9.4.1 | |
| 13 | AR | |  | | | TAPE, BINDING, 1" WIDE | PARA 3.9.4.8 | |
| 14 | 1 | |  | | | BUCKLE, SIDE RELEASE, 2" | PARA 3.9.1.2.7 | |
| 15 | 4 | |  | | | BUCKLE, LOCK, 1" | PARA 3.9.1.9.6 | |
| 16 | AR | |  | | | THREAD, SIZE F | PARA 3.9.8.1 | |
| 17 | AR | |  | | | THREAD, SIZE E | PARA 3.9.8.2 | |
| 18 | 2 | |  | | | BUCKLE, LOCK, 2" | PARA 3.9.1.9.4 | |
| 19 | 4 | |  | | | RING, OVAL | PARA 3.9.1.8.1 | |
| 20 | 1 | | 2-6-0923  | | 2-6-0923-3 | CENTER PAD | PARA 3.9.7.2 CLOTH, NYLON, 500D | |
| 21 | 1 | | 2-6-0923  | | 2-6-0923-5 | CENTER PAD OUTER | PARA 3.9.2.6 | |
| 22 | 1 | | 2-6-0923  | | 2-6-0923-6 | CENTER PAD INNER | PARA 3.9.2.7 | |
| 23 | 1 | | 2-6-0923  | | 2-6-0923-11 | FOLDED WEBBING | PARA 3.9.4.3 | |
| 24 | 1 | 81337 | 2-6-0904 | D | 2-6-0904-1 | IDENTIFICATION & INSTRUCTION LABEL | PARA 3.13.1 | |

DISTRIBUTION STATEMENT A
THIS DOCUMENT IS APPROVED FOR PUBLIC RELEASE; DISTRIBUTION IS UNLIMITED.

| PARTS LIST | | U.S. ARMY NATICK SOLDIER RESEARCH, DEVELOPMENT & ENGINEERING CENTER KANSAS STREET, NATICK MA. 01760-5056 | | | CAGE 81337 | PL2-6-0891 | REVISION LTR B DATE 16/03/25 | |
|---|----------------|--|--|----------|----------------------------|--|---------------------------------|--|
| LIST TITLE SUSTAINMENT POUCH ASSEMBLY, USMC PACK | | | | | APPROVED T. S. T. S. | REV AUTH NO. DR-S-005-16 | SHEET 2 OF SHEETS | |
| FIND NO. | QTY RQD - 1 | CAGE | DRAWING OR DOCUMENT NUMBER | DWG SIZE | PART OR IDENTIFYING NUMBER | NOMENCLATURE OR DESCRIPTION | MATERIAL SPECIFICATION | |
| 1 | 1 | | 2-6-0924  | | 2-6-0924-10 | BAG MAIN | PARA 3.9.7.2 | |
| 2 | 1 | | 2-6-0924  | | 2-6-0924-8 | POUCH TOP | PARA 3.9.7.3 | |
| 3 | 1 | | 2-6-0924  | | 2-6-0924-3 | BACK PANEL | PARA 3.9.7.2 | |
| 4 | 1 | | 2-6-0924  | | 2-6-0924-1 | LID | PARA 3.9.7.2 | |
| 5 | 1 | | 2-6-0924  | | 2-6-0924-4 | GARMENT STRAP | PARA 3.9.7.2 | |
| 6 | 1 | |  | | | ONE INCH FEMALE SIDE RELEASE BUCKLE | PARA 3.9.1.2.16 | |
| 7 | 1 | |  | | | GROMMET | PARA 3.9.1.6.1 | |
| 8 | 1 | | 2-6-0924  | | 2-6-0924-9 | MAIN BUCKLE | PARA 3.9.4.1 | |
| 9 | 1 | | 2-6-0924  | | 2-6-0924-6 | FLAP BUCKLE | PARA 3.9.4.1 | |
| 10 | 1 | |  | | | CORD, CUT LENGTH 28"  | PARA 3.9.10.3 | |
| 11 | AR | |  | | | TAPE, BINDING, 1" WIDE | PARA 3.9.4.8 | |

DISTRIBUTION STATEMENT A
THIS DOCUMENT IS APPROVED FOR PUBLIC RELEASE; DISTRIBUTION IS UNLIMITED.

| PARTS LIST | | U.S. ARMY NATICK SOLDIER RESEARCH, DEVELOPMENT & ENGINEERING CENTER KANSAS STREET, NATICK MA. 01760-5056 | | | CAGE 81337 | PL2-6-0891 | REVISION LTR B DATE 16/03/25 | |
|---|---------------|--|----------------------------|----------|----------------------------|--------------------------------------|---------------------------------|--|
| LIST TITLE SUSTAINMENT POUCH ASSEMBLY, USMC PACK | | | | | APPROVED T. S. T. S. | REV AUTH NO. DR-S-005-16 | SHEET 3 OF SHEETS | |
| FIND NO. | QTY RQD -1 | CAGE | DRAWING OR DOCUMENT NUMBER | DWG SIZE | PART OR IDENTIFYING NUMBER | NOMENCLATURE OR DESCRIPTION | MATERIAL SPECIFICATION | |
| 12 | 4 | | 1. | | | SNAP FASTENER | PARA 3.9.1.5.1 | |
| 13 | 1 | | 1. | | | ONE INCH MALE SIDE RELEASE BUCKLE | PARA 3.9.1.2.10 | |
| 14 | 4 | | 2-6-0924 1. | | 2-6-0924-7 | WEBBING GUILD | PARA 3.9.4.1 | |
| 15 | 4 | | 2-6-0924 1. | | 2-6-0924-5 | WEBBING STRAP | PARA 3.9.4.1 | |
| 16 | 4 | | 2-6-0924 1. | | 2-6-0924-2 | INSIDE WEBBING REINFORCEMENT | PARA 3.9.4.1 | |
| 17 | AR | | 1. | | | TAPE, BINDING, 1" WIDE | PARA 3.9.4.8 | |
| 18 | 1 | | 1. | | | BARREL LOCK | PARA 3.9.1.1.2 | |
| 19 | 1 | | 1. | | | GROMMET | PARA 3.9.1.6.1 | |
| 20 | 4 | | 1. | | | STIFFENER, PLASTIC, CUT LENGTH 3" 2. | PARA 3.9.3.5 | |
| 21 | AR | | 1. | | | THREAD, SIZE E | PARA 3.9.8.2 | |
| 22 | AR | | 1. | | | THREAD, SIZE F | PARA 3.9.8.1 | |
| 23 | 1 | 81337 | 2-6-0904 | D | 2-6-0904-1 | IDENTIFICATION & INSTRUCTION LABEL | PARA 3.13.1 | |

DISTRIBUTION STATEMENT A
THIS DOCUMENT IS APPROVED FOR PUBLIC RELEASE; DISTRIBUTION IS UNLIMITED.

↓

REVISIONS

| REV | DESCRIPTION | PROJ DFCR | APVD | DATE |
|-----|---------------------------------|-----------|------|----------|
| - | INITIAL RELEASE PER DR-S-010-11 | T.S. | T.S. | 11-05-05 |
| A | REVISED PER DR-S-022-11 | T.S. | T.S. | 11-10-11 |
| B | REVISED PER DR-S-009-15 | T.S. | T.S. | 15-10-19 |
| C | REVISED PER DR-S-005-16 | T.S. | T.S. | 16/03/25 |

THIS DRAWING HAS BEEN GENERATED AND IS MAINTAINED BY A CAD SYSTEM. CHANGES SHALL ONLY BE INCORPORATED AS DIRECTED BY THE DESIGN ACTIVITY.










1. REFER TO DETAIL SPECIFICATION:
SYSTEM SPECIFICATION FOR THE FAMILY
OF IMPROVED LOAD BEARING EQUIPMENT.












DISTRIBUTION STATEMENT A
THIS DOCUMENT IS APPROVED FOR PUBLIC RELEASE; DISTRIBUTION IS UNLIMITED.

| | | | | | | | | | | | | | | | | | |
|-----------|---|---|---|---|---|---|--|--|--|--|--|--|--|--|--|--|--|
| REV LEVEL | C | C | C | C | C | C | | | | | | | | | | | |
| SHEET NO. | 1 | 2 | 3 | 4 | 5 | 6 | | | | | | | | | | | |

| | | | | | | | | | | | | | | | |
|---|---------|--------------------------------------|--|-------------------------------------|-------|--|--|--------------|--|--|--|--|--|--|--|
| INTERPRET THIS DRAWING IN ACCORDANCE WITH ASME Y14.100 | | REVISION STATUS OF SHEETS | | | | | | | | | | | | | |
| UNLESS OTHERWISE SPECIFIED: DIMENSIONS ARE IN INCHES TOLERANCES: ANGLES ± - FRACTIONS ± - 2 PLACE DIM ± - 3 PLACE DIM ± - | | DATE 11-05-05 | | | | U.S. ARMY NATICK SOLDIER RESEARCH, DEVELOPMENT & ENGINEERING CENTER KANSAS STREET, NATICK MA. 01760-5056 | | | | | | | | | |
| | | DRAWN BY H. WELCH | | ASSAULT PACK ASSEMBLY, USMC PACK | | | | | | | | | | | |
| | | CHECKED F. KERRIGAN | | | | | | | | | | | | | |
| | | PROJ DFCR T. SCOTT | | | | | | | | | | | | | |
| | | APPROVED T. SCOTT | | | | | | | | | | | | | |
| | | APPROVAL DESIGN ACTIVITY T. SCOTT | | SIZE | CAGE | DRAWING NO. | | | | | | | | | |
| - - | | | | A | 81337 | PL 2-6-0892 | | | | | | | | | |
| NEXT ASSY | USED ON | APPLICABLE SPEC | | SCALE: N/A | | UNIT WT. | | SHEET 1 OF 6 | | | | | | | |
| APPLICATION | | - | | | | | | | | | | | | | |

| PARTS LIST | | U.S. ARMY NATICK SOLDIER RESEARCH, DEVELOPMENT & ENGINEERING CENTER KANSAS STREET, NATICK MA. 01760-5056 | | | CAGE 81337 | PL2-6-0892 | REVISION LTR C DATE 16-03-25 | |
|--|----------------|--|--|----------|----------------------------|---|---------------------------------------|--|
| LIST TITLE ASSAULT PACK ASSEMBLY, USMC PACK | | | | | APPROVED T. S. T. S. | REV AUTH NO. DR-S-005-16 | SHEET 2 OF SHEETS | |
| FIND NO. | QTY RQD - 1 | CAGE | DRAWING OR DOCUMENT NUMBER | DWG SIZE | PART OR IDENTIFYING NUMBER | NOMENCLATURE OR DESCRIPTION | MATERIAL SPECIFICATION | |
| 1 | 1 | | 2-6-0897 | | 2-6-0897-1 | FRONT POCKET ASSEMBLY, ASSAULT PACK | | |
| 2 | 1 | | 2-6-0926  | | 2-6-0926-32 | OUTER BACK UPPER | PARA 3.9.7.2 CLOTH, NYLON, 500D | |
| 3 | | | | | | DELETED | | |
| 4 | 2 | | 2-6-0926  | | 2-6-0926-45 | ZIPPER STRIP | PARA 3.9.7.2 CLOTH, NYLON, 500D | |
| 5 | 1 | | 2-6-0926  | | 2-6-0926-1 | BACK PANEL UPPER | PARA 3.9.7.2 CLOTH, NYLON, 500D | |
| 6 | 1 | | 2-6-0926  | | 2-6-0926-18 | BODY PANEL MAIN | PARA 3.9.7.2 CLOTH, NYLON, 500D | |
| 7 | 1 | | 2-6-0902  | | 2-6-0902-1 | SHOULDER HARNESS POCKET ASSEMBLY, ASSAULT PACK | | |
| 8 | 1 | | 2-6-0926  | | 2-6-0926-46 | ZIPPER STRIP LINER | PARA 3.9.7.2 CLOTH, NYLON, 500D | |
| 9 | 1 | | 2-6-0926  | | 2-6-0926-4 | BACK PANEL LINER | PARA 3.9.7.2 CLOTH, NYLON, 500D | |











DISTRIBUTION STATEMENT A
THIS DOCUMENT IS APPROVED FOR PUBLIC RELEASE; DISTRIBUTION IS UNLIMITED.

| PARTS LIST | | U.S. ARMY NATICK SOLDIER RESEARCH, DEVELOPMENT & ENGINEERING CENTER KANSAS STREET, NATICK MA. 01760-5056 | | | CAGE 81337 | PL2-6-0892 | REVISION LTR C DATE 16-03-25 | |
|--|---------------|--|--|----------|----------------------------|--|---------------------------------------|--|
| LIST TITLE ASSAULT PACK ASSEMBLY, USMC PACK | | | | | APPROVED T. S. T. S. | REV AUTH NO. DR-S-005-16 | SHEET 3 OF SHEETS | |
| FIND NO. | QTY RQD -1 | CAGE | DRAWING OR DOCUMENT NUMBER | DWG SIZE | PART OR IDENTIFYING NUMBER | NOMENCLATURE OR DESCRIPTION | MATERIAL SPECIFICATION | |
| 10 | 1 | | 2-6-0926  | | 2-6-0926-36 | RADIO POCKET STRIP | PARA 3.9.7.2 CLOTH, NYLON, 500D | |
| 11 | 1 | | 2-6-0926  | | 2-6-0926-39 | RADIO POCKET MAIN | PARA 3.9.7.2 CLOTH, NYLON, 500D | |
| 12 | 1 | | 2-6-0926  | | 2-6-0926-26 | INNER BACK POCKET UPPER | PARA 3.9.7.5 | |
| 13 | 1 | | 2-6-0926  | | 2-6-0926-35 | POCKET INNER LINER LOWER | PARA 3.9.7.5 | |
| 14 | 1 | | 2-6-0926  | | 2-6-0926-31 | OUTER BOTTOM | PARA 3.9.7.2 CLOTH, NYLON, 500D | |
| 15 | 1 | | 2-6-0926  | | 2-6-0926-3 | HIGHSIDE | PARA 3.9.7.2 CLOTH, NYLON, 500D | |
| 16 | 1 | | 2-6-0926  | | 2-6-0926-55 | ZIPPER PLUG LOWER SIDE | PARA 3.9.7.2 CLOTH, NYLON, 500D | |
| 17 | 1 | | 2-6-0898  | | 2-6-0898-1 | SHOULDER HARNESS ASSEMBLY, ASSAULT PACK | | |
| 18 | 3 | | 2-6-0926  | | 2-6-0926-10 | BACK TOP WEBBING | PARA 3.9.4.1 | |
| 19 | 8 | | 2-6-0926  | | 2-6-0926-12 | ZIPPER LUG WEBBING | PARA 3.9.4.1 | |
| 20 | 8 | | 2-6-0926  | | 2-6-0926-15 | BACK POCKET LOWER WEBBING | PARA 3.9.4.1 | |









DISTRIBUTION STATEMENT A
THIS DOCUMENT IS APPROVED FOR PUBLIC RELEASE; DISTRIBUTION IS UNLIMITED.

| PARTS LIST | | U.S. ARMY NATICK SOLDIER RESEARCH, DEVELOPMENT & ENGINEERING CENTER KANSAS STREET, NATICK MA. 01760-5056 | | | CAGE 81337 | PL2-6-0892 | REVISION LTR C DATE 16-03-25 | |
|--|---------------|--|----------------------------|----------|----------------------------|-------------------------------------|---------------------------------|--|
| LIST TITLE ASSAULT PACK ASSEMBLY, USMC PACK | | | | | APPROVED T. S. T. S. | REV AUTH NO. DR-S-005-16 | SHEET 4 OF SHEETS | |
| FIND NO. | QTY RQD -1 | CAGE | DRAWING OR DOCUMENT NUMBER | DWG SIZE | PART OR IDENTIFYING NUMBER | NOMENCLATURE OR DESCRIPTION | MATERIAL SPECIFICATION | |
| 21 | 1 | | ① | | | FASTENER, SLIDE, CUT LENGTH 11 3/4" | PARA 3.9.9.7 | |
| 22 | 2 | | 2-6-0926 ① | | 2-6-0926-19 | BOTTOM WEB | PARA 3.9.4.1 | |
| 23 | 6 | | 2-6-0926 ① | | 2-6-0926-21 | BUCKLE TAB | PARA 3.9.4.1 | |
| 24 | 6 | | ① | | | BUCKLE, SIDE RELEASE, FEMALE, 1" | PARA 3.9.1.2.16 | |
| 25 | 6 | | ① | | | BUCKLE, SIDE RELEASE, MALE, 1" | PARA 3.9.1.2.10 | |
| 26 | 6 | | 2-6-0926 ① | | 2-6-0926-20 | BUCKLE STRAP | PARA 3.9.4.1 | |
| 27 | | | | | | DELETED | | |
| 28 | AR | | ① | | | TAPE BINDING, 1" WIDE | PARA 3.9.4.8 | |
| 29 | 1 | | ① | | | FASTENER, SLIDE, CUT LENGTH 13" | PARA 3.9.9.7 | |
| 30 | 1 | | ① | | | FASTENER, SLIDE, CUT LENGTH 29 1/2" | PARA 3.9.9.5 | |
| 31 | 1 | | 2-6-0926 ① | | 2-6-0926-11 | BACK PANEL PLASTIC | PARA 3.9.3.3 | |
| 32 | 2 | | 2-6-0926 ① | | 2-6-0926-30 | LOWER STRAP BUCKLE | PARA 3.9.4.2 | |
| 33 | | | | | | DELETED | | |
| 34 | 1 | | ① | | | BUCKLE, SIDE RELEASE, MALE, 1.5" | PARA 3.9.1.2.22 | |
| 35 | 1 | | ① | | | BUCKLE, SIDE RELEASE, FEMALE, 1.5" | PARA 3.9.1.2.22 | |

DISTRIBUTION STATEMENT A
THIS DOCUMENT IS APPROVED FOR PUBLIC RELEASE; DISTRIBUTION IS UNLIMITED.

| PARTS LIST | | U.S. ARMY NATICK SOLDIER RESEARCH, DEVELOPMENT & ENGINEERING CENTER KANSAS STREET, NATICK MA. 01760-5056 | | | CAGE 81337 | PL2-6-0892 | REVISION LTR C DATE 16-03-25 | |
|--|---------------|--|--|----------|----------------------------|-------------------------------|---------------------------------|---------------------------------------|
| LIST TITLE ASSAULT PACK ASSEMBLY, USMC PACK | | | | | APPROVED T. S. T. S. | REV AUTH NO. DR-S-005-16 | SHEET 5 OF SHEETS | |
| FIND NO. | QTY RQD -1 | CAGE | DRAWING OR DOCUMENT NUMBER | DWG SIZE | PART OR IDENTIFYING NUMBER | NOMENCLATURE OR DESCRIPTION | | MATERIAL SPECIFICATION |
| 36 | 2 | | 2-6-0926  | | 2-6-0926-49 | SUPERMAN | | PARA 3.9.7.2 CLOTH, NYLON, 500D |
| 37 | 2 | | 2-6-0926  | | 2-6-0926-60 | BACK POCKET BOTTOM INNER | | PARA 3.9.4.1 |
| 38 | 2 | |  | | | D-RING, METAL | | PARA 3.9.1.3.2 |
| 39 | 1 | | 2-6-0905 | | 2-6-0905-1 | HANDLE ASSEMBLY, ASSAULT PACK | | |
| 40 | 2 | | 2-6-0926  | | 2-6-0926-53 | TOP LOOP | | PARA 3.9.6 |
| 41 | AR | |  | | | THREAD, SIZE E | | PARA 3.9.8.2 |
| 42 | AR | |  | | | THREAD, SIZE F | | PARA 3.9.8.1 |
| 43 | 2 | | 2-6-0926  | | 2-6-0926-54 | HANDLE REINFORCEMENT | | PARA 3.9.4.1 |
| 44 | 4 | |  | | | CORD, ROUND, CUT LENGTH 9" | | PARA 3.9.10.3 |
| 45 | 1 | | 2-6-0926  | | 2-6-0926-22 | HIGHSIDE INNER POCKET | | PARA 3.9.7.2 CLOTH, NYLON, 500D |
| 46 | 1 | | 2-6-0926  | | 2-6-0926-29 | LOWER SIDE INNER POCKET | | PARA 3.9.7.2 CLOTH, NYLON, 500D |

THIS DOCUMENT IS DISTRIBUTION STATEMENT A
APPROVED FOR PUBLIC RELEASE; DISTRIBUTION IS UNLIMITED.

| PARTS LIST | | U.S. ARMY NATICK SOLDIER RESEARCH, DEVELOPMENT & ENGINEERING CENTER KANSAS STREET, NATICK MA. 01760-5056 | | | CAGE 81337 | PL2-6-0892 | REVISION LTR C DATE 16-03-25 | |
|--|---------------|--|--|----------|----------------------------|--|-----------------------------------|---------------------------------------|
| LIST TITLE ASSAULT PACK ASSEMBLY, USMC PACK | | | | | APPROVED T. S. T. S. | REV AUTH NO. DR-S-005-16 | SHEET <u>6</u> OF _____ SHEETS | |
| FIND NO. | QTY RQD -1 | CAGE | DRAWING OR DOCUMENT NUMBER | DWG SIZE | PART OR IDENTIFYING NUMBER | NOMENCLATURE OR DESCRIPTION | | MATERIAL SPECIFICATION |
| 47 | 1 | | 2-6-0926  | | 2-6-0926-38 | RADIO POCKET STRAP 2 | | PARA 3.9.4.1 |
| 48 | 1 | | 2-6-0926  | | 2-6-0926-37 | RADIO POCKET WEBBING | | PARA 3.9.4.1 |
| 49 | 1 | |  | | | BUCKLE, LOCK, 1" | | PARA 3.9.1.9.7 |
| 50 | 3 | |  | | | GROMMET | | PARA 3.9.1.6.1 |
| 51 | 1 | 81337 | 2-6-0904 | D | 2-6-0904-1 | IDENTIFICATION & INSTRUCTION LABEL | | PARA 3.13.1 |
| 52 | 8 | |  | | | FASTENER, HOOK, 1" WIDE, CUT LENGTH 2 1/2" | | PARA 3.9.6 |
| 53 | 8 | |  | | | FASTENER, LOOP, 1" WIDE, CUT LENGTH 2 1/2" | | PARA 3.9.6 |
| 54 | 8 | | 2-6-0892  | | 2-6-0892-5 | STRAP FASTENER, HOOK AND LOOP, 1" | | PARA 3.9.6 |
| 55 | 1 | | 2-6-0892  | | 2-6-0892-23 | PATTERN INNER BOTTOM | | PARA 3.9.7.2 CLOTH, NYLON, 500D |

DISTRIBUTION STATEMENT A
THIS DOCUMENT IS APPROVED FOR PUBLIC RELEASE; DISTRIBUTION IS UNLIMITED.

↓

REVISIONS

| REV | DESCRIPTION | PROJ DFCR | APVD | DATE |
|-----|---------------------------------|-----------|------|----------|
| - | INITIAL RELEASE PER DR-S-010-11 | T.S. | T.S. | 11-05-20 |
| A | REVISED PER DR-S-022-11 | T.S. | T.S. | 11-10-11 |
| B | REVISED PER DR-S-009-15 | T.S. | T.S. | 15-10-19 |
| C | REVISED PER DR-S-005-16 | T.S. | T.S. | 16/03/25 |

THIS DRAWING HAS BEEN GENERATED AND IS MAINTAINED BY A CAD SYSTEM. CHANGES SHALL ONLY BE INCORPORATED AS DIRECTED BY THE DESIGN ACTIVITY.

1. REFER TO DETAIL SPECIFICATION: SYSTEM SPECIFICATION FOR THE FAMILY OF IMPROVED LOAD BEARING EQUIPMENT.











2. CUT LENGTHS ARE FOR REFERENCE ONLY















DISTRIBUTION STATEMENT A
THIS DOCUMENT IS APPROVED FOR PUBLIC RELEASE; DISTRIBUTION IS UNLIMITED.

| | | | | | | | | | | | | | | | |
|-----------|---|---|---|---|---|---|---|---|--|--|--|--|--|--|--|
| REV LEVEL | C | C | C | C | C | C | B | C | | | | | | | |
| SHEET NO. | 1 | 2 | 3 | 4 | 5 | 6 | 7 | 8 | | | | | | | |











| | | | | | | | | | | | | | | | |
|---|---------|------------------------------------|--|---|------------|------------------------|--|----------|--|--|--|--------------|--|--|--|
| INTERPRET THIS DRAWING IN ACCORDANCE WITH ASME Y14.100 | | REVISION STATUS OF SHEETS | | | | | | | | | | | | | |
| UNLESS OTHERWISE SPECIFIED: DIMENSIONS ARE IN INCHES TOLERANCES: ANGLES ± FRACTIONS ± 2 PLACE DIM ± NA 3 PLACE DIM ± | | DATE 11-05-20 | | U.S. ARMY NATICK SOLDIER RESEARCH, DEVELOPMENT & ENGINEERING CENTER KANSAS STREET, NATICK MA. 01760-5056 | | | | | | | | | | | |
| | | DRAWN BY C. KRICKORIAN | | HYDRATION CARRIER ASSEMBLY, USMC PACK | | | | | | | | | | | |
| | | CHECKED K. VARNEY | | | | | | | | | | | | | |
| | | PROJ DFCR T. SCOTT | | | | | | | | | | | | | |
| | | APPROVED K. RYAN | | | | | | | | | | | | | |
| | | APPROVAL DESIGN ACTIVITY J. CONNOR | | SIZE A | CAGE 81337 | DRAWING NO. PL2-6-0893 | | | | | | | | | |
| NEXT ASSY | USED ON | APPLICABLE SPEC | | SCALE: NONE | | | | UNIT WT. | | | | SHEET 1 OF 8 | | | |
| APPLICATION | | | | | | | | | | | | | | | |













| PARTS LIST | | U.S. ARMY NATICK SOLDIER RESEARCH, DEVELOPMENT & ENGINEERING CENTER KANSAS STREET, NATICK MA. 01760-5056 | | | CAGE 81337 | PL2-6-0893 | REVISION LTR C DATE 16-03-25 | |
|---|----------------|--|--|----------|----------------------------|-----------------------------------|-----------------------------------|---------------------------------------|
| LIST TITLE HYDRATION CARRIER ASSEMBLY, USMC PACK | | | | | APPROVED T. S. T. S. | REV AUTH NO. DR-S-005-16 | SHEET <u>2</u> OF _____ SHEETS | |
| FIND NO. | QTY RQD - 1 | CAGE | DRAWING OR DOCUMENT NUMBER | DWG SIZE | PART OR IDENTIFYING NUMBER | NOMENCLATURE OR DESCRIPTION | | MATERIAL SPECIFICATION |
| 1 | 1 | DISTRIBUTION STATEMENT A THIS DOCUMENT IS APPROVED FOR PUBLIC RELEASE; DISTRIBUTION IS UNLIMITED. | 2-6-0920  | | 2-6-0920-8 | FRONT FLAP OUTER CENTER | | PARA 3.9.7.2 CLOTH, NYLON, 500D |
| 2 | 1 | | 2-6-0920  | | 2-6-0920-14 | FRONT FLAP INSIDE CENTER | | PARA 3.9.7.4 CLOTH, NYLON |
| 3 | 1 | | 2-6-0920  | | 2-6-0920-7 | FRONT FLAP OUTER LEFT | | PARA 3.9.7.2 CLOTH, NYLON, 500D |
| 4 | 1 | | 2-6-0920  | | 2-6-0920-10 | FRONT FLAP ZIPPER RIGHT TOP | | PARA 3.9.7.2 CLOTH, NYLON, 500D |
| 5 | 1 | | 2-6-0920  | | 2-6-0920-11 | FRONT FLAP ZIPPER RIGHT BOTTOM | | PARA 3.9.7.2 CLOTH, NYLON, 500D |
| 6 | 2 | | 2-6-0920  | | 2-6-0920-13 | FRONT FLAP GUSSET | | PARA 3.9.7.2 CLOTH, NYLON, 500D |
| 7 | 2 | | 2-6-0920  | | 2-6-0920-15 | FRONT FLAP INNER SIDE | | PARA 3.9.7.2 CLOTH, NYLON, 500D |
| 8 | 1 | | 2-6-0920  | | 2-6-0920-12 | FRONT FLAP RIGHT ZIPPER END | | PARA 3.9.7.2 CLOTH, NYLON, 500D |
| 9 | 1 | | 2-6-0920  | | 2-6-0920-9 | FRONT FLAP OUTER BOTTOM | | PARA 3.9.7.2 CLOTH, NYLON, 500D |
| 10 | 1 | | 2-6-0920  | | 2-6-0920-42 | TOP HANDLE | | PARA 3.9.4.2 |

| PARTS LIST | | U.S. ARMY NATICK SOLDIER RESEARCH, DEVELOPMENT & ENGINEERING CENTER KANSAS STREET, NATICK MA. 01760-5056 | | | CAGE 81337 | PL2-6-0893 | REVISION LTR C DATE 16-03-25 | |
|---|----------------|--|--|----------|----------------------------|---|---------------------------------|--|
| LIST TITLE HYDRATION CARRIER ASSEMBLY, USMC PACK | | | | | APPROVED T. S. T. S. | REV AUTH NO. DR-S-005-16 | SHEET 3 OF SHEETS | |
| FIND NO. | QTY RQD - 1 | CAGE | DRAWING OR DOCUMENT NUMBER | DWG SIZE | PART OR IDENTIFYING NUMBER | NOMENCLATURE OR DESCRIPTION | MATERIAL SPECIFICATION | |
| 11 | 1 | | 2-6-0920  | | 2-6-0920-43 | FRONT FEMALE BUCKLE | PARA 3.9.4.1 | |
| 12 | 1 | |  | | | FASTENER TAPE, 1" LOOP, CUT LENGTH 5 1/2"  | PARA 3.9.6 | |
| 13 | 1 | |  | | | SIDE RELEASE BUCKLE, FEMALE | PARA 3.9.1.2.1 | |
| 14 | 1 | |  | | | SLIDE FASTENER, CUT LENGTH 9"  | PARA 3.9.9.2 | |
| 15 | 1 | |  | | | SLIDE FASTENER, CUT LENGTH 9 1/2"  | PARA 3.9.9.2 | |
| 16 | AR | |  | | | TAPE, BINDING, 1" | PARA 3.9.4.8 | |
| 17 | AR | |  | | | THREAD, SIZE E | PARA 3.9.8.2 | |
| 18 | AR | |  | | | THREAD, SIZE F | PARA 3.9.8.1 | |
| 19 | 1 | | 2-6-0893  | | 2-6-0893-5 | HANDLE ASSEMBLY, WEBBING, 1 1/2" WIDE  | PARA 3.9.4.2 | |
| 20 | 1 | | 2-6-0893  | | 2-6-0893-6 | LID ASSEMBLY | | |











DISTRIBUTION STATEMENT A
THIS DOCUMENT IS APPROVED FOR PUBLIC RELEASE; DISTRIBUTION IS UNLIMITED.

| PARTS LIST | | U.S. ARMY NATICK SOLDIER RESEARCH, DEVELOPMENT & ENGINEERING CENTER KANSAS STREET, NATICK MA. 01760-5056 | | | CAGE 81337 | PL2-6-0893 | REVISION LTR C DATE 16-03-25 | |
|---|----------------|--|--|----------|----------------------------|-----------------------------|---------------------------------|---------------------------------------|
| LIST TITLE HYDRATION CARRIER ASSEMBLY, USMC PACK | | | | | APPROVED T. S. T. S. | REV AUTH NO. DR-S-005-16 | SHEET 4 OF SHEETS | |
| FIND NO. | QTY RQD - 1 | CAGE | DRAWING OR DOCUMENT NUMBER | DWG SIZE | PART OR IDENTIFYING NUMBER | NOMENCLATURE OR DESCRIPTION | | MATERIAL SPECIFICATION |
| 21 | 1 | | 2-6-0920  | | 2-6-0920-23 | FRONT BODY TOP | | PARA 3.9.7.2 CLOTH, NYLON, 500D |
| 22 | 1 | | 2-6-0920  | | 2-6-0920-25 | FRONT BODY INSERT | | PARA 3.9.2.9 FOAM |
| 23 | 1 | | 2-6-0920  | | 2-6-0920-2 | BACK BODY SHELL | | PARA 3.9.7.4 CLOTH, NYLON |
| 24 | 1 | | 2-6-0920  | | 2-6-0920-5 | BACK BODY INSERT | | PARA 3.9.2.9 FOAM |
| 25 | 1 | | 2-6-0920  | | 2-6-0920-6 | BACK BODY LINER | | PARA 3.9.7.4 CLOTH, NYLON |
| 26 | 1 | | 2-6-0920  | | 2-6-0920-1 | BACK SLEEVE POCKET | | PARA 3.9.7.4 CLOTH, NYLON |
| 27 | 1 | | 2-6-0920  | | 2-6-0920-33 | LEFT SIDE BODY | | PARA 3.9.7.2 CLOTH, NYLON, 500D |
| 28 | 1 | | 2-6-0920  | | 2-6-0920-34 | LEFT SIDE BODY INSERT | | PARA 3.9.2.9 FOAM |
| 29 | 1 | | 2-6-0920  | | 2-6-0920-35 | LEFT SIDE BODY LINER | | PARA 3.9.7.4 CLOTH, NYLON |
| 30 | 1 | | 2-6-0920  | | 2-6-0920-17 | FRONT MESH POCKET INSIDE | | PARA 3.9.7.5 CLOTH, MESH |

DISTRIBUTION STATEMENT A
THIS DOCUMENT IS APPROVED FOR PUBLIC RELEASE; DISTRIBUTION IS UNLIMITED.

| PARTS LIST | | U.S. ARMY NATICK SOLDIER RESEARCH, DEVELOPMENT & ENGINEERING CENTER KANSAS STREET, NATICK MA. 01760-5056 | | | CAGE 81337 | PL2-6-0893 | REVISION LTR C DATE 16-03-25 | |
|---|---------------|--|--|----------|----------------------------|------------------------------|---------------------------------|---------------------------------------|
| LIST TITLE HYDRATION CARRIER ASSEMBLY, USMC PACK | | | | | APPROVED T. S. T. S. | REV AUTH NO. DR-S-005-16 | SHEET 5 OF SHEETS | |
| FIND NO. | QTY RQD -1 | CAGE | DRAWING OR DOCUMENT NUMBER | DWG SIZE | PART OR IDENTIFYING NUMBER | NOMENCLATURE OR DESCRIPTION | | MATERIAL SPECIFICATION |
| 31 | 1 | | 2-6-0920  | | 2-6-0920-27 | RIGHT SIDE BODY SIDE | | PARA 3.9.7.2 CLOTH, NYLON, 500D |
| 32 | 1 | | 2-6-0920  | | 2-6-0920-28 | RIGHT SIDE BODY INSERT | | PARA 3.9.2.9 FOAM |
| 33 | 1 | | 2-6-0920  | | 2-6-0920-29 | RIGHT SIDE BODY LINER | | PARA 3.9.7.4 CLOTH, NYLON |
| 34 | 1 | | 2-6-0920  | | 2-6-0920-30 | RIGHT SIDE BODY ZIPPER COVER | | PARA 3.9.7.2 CLOTH, NYLON, 500D |
| 35 | 1 | | 2-6-0920  | | 2-6-0920-31 | RIGHT SIDE ZIPPER END TOP | | PARA 3.9.7.2 CLOTH, NYLON, 500D |
| 36 | 1 | | 2-6-0920  | | 2-6-0920-32 | RIGHT SIDE ZIPPER END BOTTOM | | PARA 3.9.7.2 CLOTH, NYLON, 500D |
| 37 | 1 | | 2-6-0920  | | 2-6-0920-24 | FRONT BODY LOWER | | PARA 3.9.7.2 CLOTH, NYLON, 500D |
| 38 | 1 | | 2-6-0920  | | 2-6-0920-46 | BOTTOM EYELET COVER | | PARA 3.9.4.5 |
| 39 | 2 | | 2-6-0920  | | 2-6-0920-4 | SHOULDER YOKE | | PARA 3.9.7.2 CLOTH, NYLON, 500D |
| 40 | 2 | | 2-6-0920  | | 2-6-0920-36 | BACK TOP SIDE STRAP | | PARA 3.9.4.2 |

DISTRIBUTION STATEMENT A
THIS DOCUMENT IS APPROVED FOR PUBLIC RELEASE; DISTRIBUTION IS UNLIMITED.

| PARTS LIST | | U.S. ARMY NATICK SOLDIER RESEARCH, DEVELOPMENT & ENGINEERING CENTER KANSAS STREET, NATICK MA. 01760-5056 | | | CAGE 81337 | PL2-6-0893 | REVISION LTR C DATE 16-03-25 | |
|---|---------------|--|--|----------|----------------------------|-----------------------------|-----------------------------------|------------------------------|
| LIST TITLE HYDRATION CARRIER ASSEMBLY, USMC PACK | | | | | APPROVED T. S. T. S. | REV AUTH NO. DR-S-005-16 | SHEET <u>6</u> OF _____ SHEETS | |
| FIND NO. | QTY RQD -1 | CAGE | DRAWING OR DOCUMENT NUMBER | DWG SIZE | PART OR IDENTIFYING NUMBER | NOMENCLATURE OR DESCRIPTION | | MATERIAL SPECIFICATION |
| 41 | 2 | | 2-6-0920  | | 2-6-0920-45 | D-RING SHOULDER | | PARA 3.9.4.1 |
| 42 | 6 | | 2-6-0920  | | 2-6-0920-38 | SIDE PULL TAB | | PARA 3.9.4.1 |
| 43 | 2 | | 2-6-0920  | | 2-6-0920-39 | BACK BOTTOM SIDE STRAP | | PARA 3.9.4.1 |
| 44 | 1 | | 2-6-0920  | | 2-6-0920-47 | RIGHT STRAP ELASTIC | | PARA 3.9.5.5 |
| 45 | 1 | | 2-6-0920  | | 2-6-0920-40 | RIGHT CROSS STRAP | | PARA 3.9.4.5 |
| 46 | 1 | | 2-6-0920  | | 2-6-0920-3 | TUBE OPENING FACING | | PARA 3.9.7.4 CLOTH, NYLON |
| 47 | 1 | | 2-6-0920  | | 2-6-0920-41 | LEFT CROSS STRAP | | PARA 3.9.4.5 |
| 48 | 2 | | 2-6-0920  | | 2-6-0920-37 | BACK TOP STRAP ATTACHMENT | | PARA 3.9.4.1 |
| 49 | 1 | | 2-6-0920  | | 2-6-0920-26 | FRONT BODY LINER | | PARA 3.9.7.4 CLOTH, NYLON |
| 50 | 1 | |  | | | HOOK, PLASTIC | | PARA 3.9.1.9.13 |

DISTRIBUTION STATEMENT A
THIS DOCUMENT IS APPROVED FOR PUBLIC RELEASE; DISTRIBUTION IS UNLIMITED.

U.S. ARMY NATICK SOLDIER
RESEARCH, DEVELOPMENT & ENGINEERING CENTER
KANSAS STREET, NATICK MA. 01760-5056

CAGE
81337

PL2-6-0893

REVISION
DATE 15-10-19
LTR B
REV AUTH NO.
DR-S-009-15

LIST TITLE
HYDRATION CARRIER ASSEMBLY, USMC PACK

APPROVED
T. S.
T. S.

SHEET 7
OF SHEETS

| FIND NO. | QTY REQD -1 | CAGE | DRAWING OR DOCUMENT NUMBER | DWG SIZE | PART OR IDENTIFYING NUMBER | NOMENCLATURE OR DESCRIPTION | MATERIAL SPECIFICATION |
|-------------|----------------|------|-------------------------------|-------------|-------------------------------|--|---------------------------|
| | | | | | | | |
| 51 | 1 | | △1. | | | WEBBING, RIBBON, CUT LENGTH, 4 1/2" △2. | PARA 3.9.4.9 |
| 52 | 2 | | △1. | | | FASTENER, SLIDE, CUT LENGTH 9 1/4" △2. | PARA 3.9.9.2 |
| 53 | 2 | | △1. | | | SIDE RELEASE BUCKLE, FEMALE | PARA 3.9.1.2.16 |
| 54 | 2 | | △1. | | | BUCKLE, STERNUM | PARA 3.9.1.9.3 |
| 55 | 1 | | △1. | | | SIDE RELEASE BUCKLE, 3/4", FEMALE | PARA 3.9.1.2.20 |
| 56 | 2 | | △1. | | | SIDE RELEASE BUCKLE, 1", MALE | PARA 3.6.1.2.10 |
| 57 | 1 | | △1. | | | SIDE RELEASE BUCKLE, 3/4", MALE | PARA 3.9.1.2.20 |
| 58 | 4 | | △1. | | | D-RING, PLASTIC | PARA 3.9.1.3.1 |
| 59 | AR | | △1. | | | TAPE, BINDING, 1" WIDE | PARA 3.9.4.8 |
| 60 | AR | | △1. | | | TAPE, BINDING, 7/8" WIDE | PARA 3.9.4.10 |
| 61 | 1 | | △1. | | | BUCKLE, LOCK, 1/2" WIDE | PARA 3.9.1.9.10 |

| PARTS LIST | | U.S. ARMY NATICK SOLDIER RESEARCH, DEVELOPMENT & ENGINEERING CENTER KANSAS STREET, NATICK MA. 01760-5056 | | | CAGE 81337 | PL2-6-0893 | REVISION LTR C DATE 16-03-25 | |
|---|---------------|--|----------------------------|----------|----------------------------|--|---------------------------------|--------------|
| LIST TITLE HYDRATION CARRIER ASSEMBLY, USMC PACK | | | | | APPROVED T. S. T. S. | REV AUTH NO. DR-S-005-16 | SHEET 8 | OF SHEETS |
| FIND NO. | QTY RQD -1 | CAGE | DRAWING OR DOCUMENT NUMBER | DWG SIZE | PART OR IDENTIFYING NUMBER | NOMENCLATURE OR DESCRIPTION | MATERIAL SPECIFICATION | |
| 62 | 1 | | △1. | | | WEBBING, 1/2" WIDE, CUT LENGTH 8 1/2" △2. | PARA 3.9.4.7 | |
| 63 | 2 | | 2-6-0893 △1. | | 2-6-0893-7 | STRAP FASTENER ASSEMBLY | PARA 3.9.6 | |
| 64 | 2 | | △1. | | | FASTENER, HOOK, 1" WIDE, CUT LENGTH 2 1/2" △2. | PARA 3.9.6 | |
| 65 | 2 | | △1. | | | FASTENER, LOOP, 1" WIDE, CUT LENGTH 2 1/2" △2. | PARA 3.9.6 | |
| 66 | 4 | | △1. | | | CORD, CUT LENGTH 8" △2. | PARA 3.9.10.3 | |
| 67 | 1 | | 2-6-0908 △1. | | 2-6-0908-1 | FRONT POCKET, HYDRATION CARRIER | | |
| 68 | 1 | | △1. | | | ELASTIC 1" WIDE, CUT LENGTH 6 1/2" △2. | PARA 3.9.5.1 | |
| 69 | 1 | | △1. | | | WEBBING, 1" WIDE, CUT LENGTH 10" △2. | PARA 3.9.4.1 | |
| 70 | 1 | | △1. | | | WEBBING, 1/2" WIDE, CUT LENGTH 2" △2. | PARA 3.9.4.7 | |
| 71 | 1 | | △1. | | | FASTENER, SLIDE, CUT LENGTH 8 1/2" △2. | PARA 3.9.9.2 | |
| 72 | 1 | 81337 | 2-6-0904 | D | 2-6-0904-1 | IDENTIFICATION & INSTRUCTION LABEL | PARA 3.13.1 | |

DISTRIBUTION STATEMENT A
THIS DOCUMENT IS APPROVED FOR PUBLIC RELEASE; DISTRIBUTION IS UNLIMITED.

↓

REVISIONS

| REV | DESCRIPTION | PROJ DFCR | APVD | DATE |
|-----|---------------------------------|-----------|------|----------|
| - | INITIAL RELEASE PER DR-S-010-11 | T.S. | T.S. | 11-05-20 |
| A | REVISED PER DR-S-022-11 | T.S. | T.S. | 11-10-11 |
| B | REVISED PER DR-S-009-15 | T.S. | T.S. | 15-10-19 |
| C | REVISED PER DR-S-005-16 | T.S. | T.S. | 16/03/25 |

THIS DRAWING HAS BEEN GENERATED AND IS MAINTAINED BY A CAD SYSTEM. CHANGES SHALL ONLY BE INCORPORATED AS DIRECTED BY THE DESIGN ACTIVITY.



1. REFER TO DETAIL SPECIFICATION: SYSTEM SPECIFICATION FOR THE FAMILY OF IMPROVED LOAD BEARING EQUIPMENT.









2. CUT LENGTHS ARE FOR REFERENCE ONLY

DISTRIBUTION STATEMENT A
THIS DOCUMENT IS APPROVED FOR PUBLIC RELEASE; DISTRIBUTION IS UNLIMITED.








| | | | | | | | | | | | | | | | | |
|-----------|---|---|---|---|---|---|---|---|---|----|--|--|--|--|--|--|
| REV LEVEL | C | C | C | C | C | C | C | C | C | C | | | | | | |
| SHEET NO. | 1 | 2 | 3 | 4 | 5 | 6 | 7 | 8 | 9 | 10 | | | | | | |

| | | | | | | | | | | | | | | | | | |
|---|--|------------------------------------|--|-------------------|--|--------------------|--|------------------|--|----------------------------|--|--|--|------------------------|--|--|--|
| INTERPRET THIS DRAWING IN ACCORDANCE WITH ASME Y14.100 | | REVISION STATUS OF SHEETS | | | | | | | | | | | | | | | |
| UNLESS OTHERWISE SPECIFIED: DIMENSIONS ARE IN INCHES TOLERANCES: ANGLES ± FRACTIONS ± 2 PLACE DIM ± NA 3 PLACE DIM ± | | DATE <u>11-04-28</u> | | | | | | | | | | U.S. ARMY NATICK SOLDIER RESEARCH, DEVELOPMENT & ENGINEERING CENTER KANSAS STREET, NATICK MA. 01760-5056 | | | | | |
| | | DRAWN BY E. TAMSKY | | CHECKED K. VARNEY | | PROJ DFCR T. SCOTT | | APPROVED K. RYAN | | USMC MAIN PACK ASSEMBLY | | | | | | | |
| | | APPROVAL DESIGN ACTIVITY J. CONNOR | | | | | | | | | | SIZE CAGE A 81337 | | DRAWING NO. PL2-6-0894 | | | |
| NEXT ASSY USED ON APPLICATION | | APPLICABLE SPEC | | | | | | | | | | SCALE: NONE UNIT WT. | | SHEET 1 OF 10 | | | |










| PARTS LIST | | U.S. ARMY NATICK SOLDIER RESEARCH, DEVELOPMENT & ENGINEERING CENTER KANSAS STREET, NATICK MA. 01760-5056 | | | CAGE 81337 | PL2-6-0894 | REVISION LTR C DATE 16-03-25 | |
|---------------------------------------|----------------|--|--|----------|----------------------------|------------------------------|---------------------------------------|-----------------------------------|
| LIST TITLE USMC MAIN PACK ASSEMBLY | | | | | APPROVED T. S. T. S. | | REV AUTH NO. DR-S-005-16 | SHEET <u>2</u> OF _____ SHEETS |
| FIND NO. | QTY RQD - 1 | CAGE | DRAWING OR DOCUMENT NUMBER | DWG SIZE | PART OR IDENTIFYING NUMBER | NOMENCLATURE OR DESCRIPTION | MATERIAL SPECIFICATION | |
| 1 | 1 | 81337 | 2-6-0903 | E | 2-6-0903-1 | LID, USMC MAIN PACK ASSEMBLY | | |
| 2 | 1 | | 2-6-0925  | | 2-6-0925-1 | MAIN UPPER | PARA 3.9.7.2 CLOTH, NYLON, 500D | |
| 3 | 1 | | 2-6-0925  | | 2-6-0925-2 | SIDE LEFT | PARA 3.9.7.2 CLOTH, NYLON, 500D | |
| 4 | 1 | | 2-6-0925  | | 2-6-0925-4 | SIDE RIGHT | PARA 3.9.7.2 CLOTH, NYLON, 500D | |
| 5 | 1 | | 2-6-0925  | | 2-6-0925-3 | SIDE OUTER LEFT | PARA 3.9.7.2 CLOTH, NYLON, 500D | |
| 6 | 1 | | 2-6-0925  | | 2-6-0925-5 | SIDE OUTER RIGHT | PARA 3.9.7.2 CLOTH, NYLON, 500D | |
| 7 | 1 | | 2-6-0925  | | 2-6-0925-8 | MAIN BODY BACK | PARA 3.9.7.2 CLOTH, NYLON, 500D | |








DISTRIBUTION STATEMENT A
THIS DOCUMENT IS APPROVED FOR PUBLIC RELEASE; DISTRIBUTION IS UNLIMITED.

| PARTS LIST | | U.S. ARMY NATICK SOLDIER RESEARCH, DEVELOPMENT & ENGINEERING CENTER KANSAS STREET, NATICK MA. 01760-5056 | | | CAGE 81337 | PL2-6-0894 | REVISION LTR C DATE 16-03-25 | |
|---------------------------------------|----------------|--|--|----------|----------------------------|-------------------------------------|---------------------------------|---------------------------------------|
| LIST TITLE USMC MAIN PACK ASSEMBLY | | | | | APPROVED T. S. T. S. | | REV AUTH NO. DR-S-005-16 | SHEET <u>3</u> OF _____ SHEETS |
| FIND NO. | QTY RQD - 1 | CAGE | DRAWING OR DOCUMENT NUMBER | DWG SIZE | PART OR IDENTIFYING NUMBER | NOMENCLATURE OR DESCRIPTION | | MATERIAL SPECIFICATION |
| 8 | 1 | | 2-6-0925  | | 2-6-0925-27 | RADIO POCKET FRONT | | PARA 3.9.7.2 CLOTH, NYLON, 500D |
| 9 | 1 | | 2-6-0925  | | 2-6-0925-35 | COLLAR OUTER | | PARA 3.9.7.2 CLOTH, NYLON, 500D |
| 10 | 1 | | 2-6-0925  | | 2-6-0925-31 | RADIO ACCESS ZIPPER STRIP | | PARA 3.9.7.2 CLOTH, NYLON, 500D |
| 11 | 1 | | 2-6-0925  | | 2-6-0925-30 | RADIO ACCESS ZIPPER STRIP BOTTOM | | PARA 3.9.7.2 CLOTH, NYLON, 500D |
| 12 | 1 | | 2-6-0925  | | 2-6-0925-32 | INTERNAL DIVIDER | | PARA 3.9.7.2 CLOTH, NYLON, 500D |
| 13 | 1 | | 2-6-0925  | | 2-6-0925-33 | INTERNAL DIVIDER STRAP | | PARA 3.9.7.2 CLOTH, NYLON, 500D |
| 14 | 1 | | 2-6-0925  | | 2-6-0925-7 | LOWER COMPARTMENT ZIPPER STRAP | | PARA 3.9.7.2 CLOTH, NYLON, 500D |

DISTRIBUTION STATEMENT A
THIS DOCUMENT IS APPROVED FOR PUBLIC RELEASE; DISTRIBUTION IS UNLIMITED.

| PARTS LIST | | U.S. ARMY NATICK SOLDIER RESEARCH, DEVELOPMENT & ENGINEERING CENTER KANSAS STREET, NATICK MA. 01760-5056 | | | CAGE 81337 | PL2-6-0894 | REVISION LTR C DATE 16-03-25 | |
|---------------------------------------|----------------|--|--|----------|----------------------------|--------------------------------|---------------------------------|---------------------------------------|
| LIST TITLE USMC MAIN PACK ASSEMBLY | | | | | APPROVED T. S. T. S. | | REV AUTH NO. DR-S-005-16 | SHEET 4 OF SHEETS |
| FIND NO. | QTY RQD - 1 | CAGE | DRAWING OR DOCUMENT NUMBER | DWG SIZE | PART OR IDENTIFYING NUMBER | NOMENCLATURE OR DESCRIPTION | | MATERIAL SPECIFICATION |
| 15 | 1 | | 2-6-0925  | | 2-6-0925-6 | MAIN LOWER FRONT | | PARA 3.9.7.2 CLOTH, NYLON, 500D |
| 16 | 1 | | 2-6-0925  | | 2-6-0925-9 | OUTER BOTTOM | | PARA 3.9.7.2 CLOTH, NYLON, 500D |
| 17 | 1 | | 2-6-0925  | | 2-6-0925-20 | WATER BOTTLE POCKET BASE LEFT | | PARA 3.9.7.2 CLOTH, NYLON, 500D |
| 18 | 1 | | 2-6-0925  | | 2-6-0925-19 | WATER BOTTLE POCKET BASE RIGHT | | PARA 3.9.7.2 CLOTH, NYLON, 500D |
| 19 | 1 | | 2-6-0925  | | 2-6-0925-26 | WATER BOTTLE POCKET TOP LEFT | | PARA 3.9.7.2 CLOTH, NYLON, 500D |
| 20 | 1 | | 2-6-0925  | | 2-6-0925-25 | WATER BOTTLE POCKET TOP RIGHT | | PARA 3.9.7.2 CLOTH, NYLON, 500D |
| 21 | 1 | | 2-6-0925  | | 2-6-0925-24 | WATER BOTTLE MAIN LEFT | | PARA 3.9.7.2 CLOTH, NYLON, 500D |


















DISTRIBUTION STATEMENT A
THIS DOCUMENT IS APPROVED FOR PUBLIC RELEASE; DISTRIBUTION IS UNLIMITED.

| PARTS LIST | | U.S. ARMY NATICK SOLDIER RESEARCH, DEVELOPMENT & ENGINEERING CENTER KANSAS STREET, NATICK MA. 01760-5056 | | | CAGE 81337 | PL2-6-0894 | REVISION LTR C DATE 16-03-25 | |
|---------------------------------------|---------------|--|--|----------|----------------------------|-----------------------------------|---------------------------------|---------------------------------------|
| LIST TITLE USMC MAIN PACK ASSEMBLY | | | | | APPROVED T. S. T. S. | | REV AUTH NO. DR-S-005-16 | SHEET 5 OF SHEETS |
| FIND NO. | QTY RQD -1 | CAGE | DRAWING OR DOCUMENT NUMBER | DWG SIZE | PART OR IDENTIFYING NUMBER | NOMENCLATURE OR DESCRIPTION | | MATERIAL SPECIFICATION |
| 22 | 1 | | 2-6-0925  | | 2-6-0925-23 | WATER BOTTLE POCKET MAIN RIGHT | | PARA 3.9.7.2 CLOTH, NYLON, 500D |
| 23 | 1 | | 2-6-0925  | | 2-6-0925-22 | WATER BOTTLE POCKET BOTTOM LEFT | | PARA 3.9.7.2 CLOTH, NYLON, 500D |
| 24 | 4 | | 2-6-0925  | | 2-6-0925-45 | SIDE OUTER BUCKLE TAB | | PARA 3.9.4.1 |
| 25 | 2 | | 2-6-0925  | | 2-6-0925-36 | SPEED ZIPPER COMPARTMENT TRIANGLE | | PARA 3.9.7.2 CLOTH, NYLON, 500D |
| 26 | 2 | | 2-6-0925  | | 2-6-0925-37 | SUPERMAN | | PARA 3.9.7.2 CLOTH, NYLON, 500D |
| 27 | 1 | | 2-6-0925  | | 2-6-0925-11 | SHROUD | | PARA 3.9.7.2 CLOTH, NYLON, 500D |
| 28 | 1 | | 2-6-0925  | | 2-6-0925-12 | SHROUD GROMMET STRIP | | PARA 3.9.7.2 CLOTH, NYLON, 500D |

DISTRIBUTION STATEMENT A
THIS DOCUMENT IS APPROVED FOR PUBLIC RELEASE; DISTRIBUTION IS UNLIMITED.

| PARTS LIST | | U.S. ARMY NATICK SOLDIER RESEARCH, DEVELOPMENT & ENGINEERING CENTER KANSAS STREET, NATICK MA. 01760-5056 | | | CAGE 81337 | PL2-6-0894 | REVISION LTR C DATE 16-03-25 | |
|---------------------------------------|----------------|--|----------------------------|----------|----------------------------|---|---------------------------------|-----------------------------------|
| LIST TITLE USMC MAIN PACK ASSEMBLY | | | | | APPROVED T. S. T. S. | | REV AUTH NO. DR-S-005-16 | SHEET <u>6</u> OF _____ SHEETS |
| FIND NO. | QTY RQD - 1 | CAGE | DRAWING OR DOCUMENT NUMBER | DWG SIZE | PART OR IDENTIFYING NUMBER | NOMENCLATURE OR DESCRIPTION | | MATERIAL SPECIFICATION |
| 29 | 1 | 81337 | 2-6-0894 | E | 2-6-0894-5 | SHROUD ASSEMBLY | | |
| 30 | 3 | 81337 | 2-6-0894 | E | 2-6-0894-6 | HANDLE ASSEMBLY | | |
| 31 | 1 | 81337 | 2-6-0894 | E | 2-6-0894-7 | COLLAR ASSEMBLY | | |
| 32 | 1 | 81337 | 2-6-0894 | E | 2-6-0894-8 | SUPERMAN (D-RING), ASSEMBLY | | |
| 33 | 1 | 81337 | 2-6-0894 | E | 2-6-0894-9 | SPEED ZIPPER COMPARTMENT TRIANGLE ASSEMBLY | | |
| 34 | 3 | | 2-6-0925 ^{1.} | | 2-6-0925-40 | HANDLE | | PARA 3.9.4.3 |
| 35 | 2 | | ^{1.} | | | WEBBING, 1.5", ^{2.} CUT LENGTH 10" | | PARA 3.9.4.2 |
| 36 | 6 | | ^{1.} | | | WEBBING, 1" WIDE, ^{2.} CUT LENGTH 18" | | PARA 3.9.4.1 |
| 37 | 12 | | ^{1.} | | | WEBBING, 1" WIDE, ^{2.} CUT LENGTH 12 1/2" | | PARA 3.9.4.1 |
| 38 | 2 | | 2-6-0925 ^{1.} | | 2-6-0925-43 | BACK VERTICLE WEBBING | | PARA 3.9.4.1 |
| 39 | 4 | | 2-6-0925 ^{1.} | | 2-6-0925-41 | BACK FEMALE BUCKLE WEBBING | | PARA 3.9.4.1 |

DISTRIBUTION STATEMENT A
THIS DOCUMENT IS APPROVED FOR PUBLIC RELEASE; DISTRIBUTION IS UNLIMITED.

| PARTS LIST | | U.S. ARMY NATICK SOLDIER RESEARCH, DEVELOPMENT & ENGINEERING CENTER KANSAS STREET, NATICK MA. 01760-5056 | | | CAGE 81337 | PL2-6-0894 | REVISION LTR C DATE 16-03-25 | |
|---------------------------------------|---------------|--|--|----------|----------------------------|--|-----------------------------------|--|
| LIST TITLE USMC MAIN PACK ASSEMBLY | | | | | APPROVED T. S. T. S. | REV AUTH NO. DR-S-005-16 | SHEET <u>7</u> OF _____ SHEETS | |
| FIND NO. | QTY RQD -1 | CAGE | DRAWING OR DOCUMENT NUMBER | DWG SIZE | PART OR IDENTIFYING NUMBER | NOMENCLATURE OR DESCRIPTION | MATERIAL SPECIFICATION | |
| 40 | 1 | | 2-6-0925  | | 2-6-0925-50 | RADIO FRONT BUCKLE | PARA 3.9.4.1 | |
| 41 | 2 | | 2-6-0925  | | 2-6-0925-44 | BACK HORIZONTAL RING STRAP | PARA 3.9.4.1 | |
| 42 | 4 | | 2-6-0925  | | 2-6-0925-42 | BACK SIDE WEBBING | PARA 3.9.4.1 | |
| 43 | 4 | | 2-6-0925  | | 2-6-0925-38 | FEMALE BUCKLE WEBBING | PARA 3.9.4.1 | |
| 44 | 2 | |  | | | WEBBING, 1",  CUT LENGTH 16" | PARA 3.9.4.1 | |
| 45 | 2 | |  | | | WEBBING, ELASTIC, 1",  CUT LENGTH 9" | PARA 3.9.5.1 | |
| 46 | 12 | |  | | | BUCKLE, SIDE-RELEASE, FEMALE, 1.0 INCH | PARA 3.9.12.16 | |
| 47 | 2 | |  | | | D-RING, METAL | PARA 3.9.1.3.2 | |
| 48 | 4 | |  | | | RING, OVAL | PARA 3.9.1.8.1 | |
| 49 | 1 | |  | | | FASTENER, SLIDE,  CUT LENGTH 16 1/2" | PARA 3.9.9.3 | |
| 50 | 1 | |  | | | FASTENER, SLIDE,  CUT LENGTH 13" | PARA 3.9.9.8 | |
| 51 | 1 | |  | | | FASTENER, SLIDE,  CUT LENGTH 39" | PARA 3.9.9.4 | |

DISTRIBUTION STATEMENT A
THIS DOCUMENT IS APPROVED FOR PUBLIC RELEASE; DISTRIBUTION IS UNLIMITED.

| PARTS LIST | | U.S. ARMY NATICK SOLDIER RESEARCH, DEVELOPMENT & ENGINEERING CENTER KANSAS STREET, NATICK MA. 01760-5056 | | | CAGE 81337 | PL2-6-0894 | REVISION LTR C DATE 16-03-25 | |
|---------------------------------------|---------------|--|----------------------------|----------|----------------------------|------------------------------------|---------------------------------------|----------------------|
| LIST TITLE USMC MAIN PACK ASSEMBLY | | | | | APPROVED T. S. T. S. | | REV AUTH NO. DR-S-005-16 | SHEET 8 OF SHEETS |
| FIND NO. | QTY RQD -1 | CAGE | DRAWING OR DOCUMENT NUMBER | DWG SIZE | PART OR IDENTIFYING NUMBER | NOMENCLATURE OR DESCRIPTION | MATERIAL SPECIFICATION | |
| 52 | 1 | | △1. | | | BUCKLE, LOCK, 1" | PARA 3.9.1.9.7 | |
| 53 | AR | | △1. | | | TAPE, 1" WIDE (BINDING) | PARA 3.9.4.5 | |
| 54 | 2 | | △1. | | | CORD LOCK, ROUND | PARA 3.9.1.1.2 | |
| 55 | 2 | | △1. | | | CORD, ROUND, △2. CUT LENGTH 58" | PARA 3.9.10.3 | |
| 56 | 7 | | △1. | | | GROMMET | PARA 3.9.1.6.1 | |
| 57 | AR | | △1. | | | THREAD, SIZE E | PARA 3.9.8.2 | |
| 58 | AR | | △1. | | | THREAD, SIZE F | PARA 3.9.8.1 | |
| 59 | 8 | | 2-6-0925 △1. | | 2-6-0925-55 | HOOK-LOOP TEMPLATE | PARA 3.9.6 | |
| 60 | 1 | 81337 | 2-6-0904 | C | 2-6-0904-1 | IDENTIFICATION & INSTRUCTION LABEL | PARA 3.13.1 | |
| 61 | 1 | | 2-6-0925 △1. | | 2-6-0925-28 | RADIO POCKET LEFT SIDE | PARA 3.9.7.2 CLOTH, NYLON, 500D | |
| 62 | 1 | | 2-6-0925 △1. | | 2-6-0925-29 | RADIO POCKET RIGHT SIDE | PARA 3.9.7.2 CLOTH, NYLON, 500D | |

DISTRIBUTION STATEMENT A
THIS DOCUMENT IS APPROVED FOR PUBLIC RELEASE; DISTRIBUTION IS UNLIMITED.

US. ARMY NATICK SOLDIER
RESEARCH, DEVELOPMENT & ENGINEERING CENTER
KANSAS STREET, NATICK MA. 01760-5056

CAGE
81337

PL2-6-0894

LTR C








REVISION
DATE 16-03-25

LIST TITLE
USMC MAIN PACK ASSEMBLY









APPROVED
T. S.
T. S.

REV AUTH NO.
DR-S-005-16

SHEET 9
OF SHEETS

| FIND NO. | QTY | CAGE | DRAWING OR DOCUMENT NUMBER | DWG SIZE | PART OR IDENTIFYING NUMBER | NOMENCLATURE OR DESCRIPTION | MATERIAL SPECIFICATION |
|-------------|-----|------|---|-------------|-------------------------------|---|---------------------------------------|
| | ROD | | | | | | |
| 63 | 1 | | 2-6-09225  | | 2-6-09225-34 | COLLAR INNER | PARA 3.9.7.2 CLOTH, NYLON, 500D |
| 64 | 1 | | 2-6-09225  | | 2-6-09225-10 | INNER BOTTOM | PARA 3.9.7.2 CLOTH, NYLON, 500D |
| 65 | 1 | | 2-6-09225  | | 2-6-09225-51 | RADIO POCKET CROSS STRAP | PARA 3.9.4.1 |
| 66 | 2 | | 2-6-09225  | | 2-6-09225-39 | FRONT FEMALE BUCKLE WEBBING | PARA 3.9.4.1 |
| 67 | 12 | |  | | | BUCKLE, SIDE-RELEASE, MALE, 1.0 INCH | PARA 3.9.1.2.10 |
| 68 | 1 | | 2-6-09225  | | 2-6-09225-48 | FRONT INSIDE WEBBING | PARA 3.9.4.1 |
| 69 | 1 | | 2-6-09225  | | 2-6-09225-49 | RADIO STRAP INSIDE FEMALE BUCKLE, | PARA 3.9.4.1 |

DISTRIBUTION STATEMENT A
THIS DOCUMENT IS APPROVED FOR PUBLIC RELEASE; DISTRIBUTION IS UNLIMITED.

| PARTS LIST | | U.S. ARMY NATICK SOLDIER RESEARCH, DEVELOPMENT & ENGINEERING CENTER KANSAS STREET, NATICK MA. 01760-5056 | | | CAGE 81337 | PL2-6-0894 | REVISION LTR C DATE 16-03-25 | |
|---------------------------------------|----------------|--|--|----------|----------------------------|---|---------------------------------------|--------------|
| LIST TITLE USMC MAIN PACK ASSEMBLY | | | | | APPROVED T. S. T. S. | REV AUTH NO. DR-S-005-16 | SHEET 10 | OF SHEETS |
| FIND NO. | QTY RQD - 1 | CAGE | DRAWING OR DOCUMENT NUMBER | DWG SIZE | PART OR IDENTIFYING NUMBER | NOMENCLATURE OR DESCRIPTION | MATERIAL SPECIFICATION | |
| 70 | 1 | | 2-6-0925  | | 2-6-0925-53 | SPEED ZIPPER COMPARTMENT MALE BUCKLE WEBBING | PARA 3.9.4.1 | |
| 71 | 1 | | 2-6-0925  | | 2-6-0925-54 | SUPERMAN D-RING WEBBING | PARA 3.9.4.1 | |
| 72 | 1 | | 2-6-0925  | | 2-6-0925-52 | DIVIDER FEMALE BUCKLE | PARA 3.9.4.1 | |
| 73 | 1 | | 2-6-0925  | | 2-6-0925-21 | WATER BOTTLE POCKET BOTTOM RIGHT | PARA 3.9.7.2 CLOTH, NYLON, 500D | |
| 74 | 2 | |  | | | WEBBING, 1" WIDE,  CUT LENGTH 50" | PARA 3.9.4.1 | |
| 75 | 4 | |  | | | CORD, ROUND,  CUT LENGTH 9" | PARA 3.9.10.3 | |

DISTRIBUTION STATEMENT A
THIS DOCUMENT IS APPROVED FOR PUBLIC RELEASE; DISTRIBUTION IS UNLIMITED.

↓

REVISIONS

| REV | DESCRIPTION | PROJ OFCR | APVD | DATE |
|-----|---------------------------------|-----------|------|----------|
| - | INITIAL RELEASE PER DR-S-010-11 | T.S. | T.S. | 11-05-20 |
| A | REVISED PER DR-S-005-16 | T.S. | T.S. | 16/03/25 |

THIS DRAWING HAS BEEN GENERATED AND IS MAINTAINED BY A CAD SYSTEM. CHANGES SHALL ONLY BE INCORPORATED AS DIRECTED BY THE DESIGN ACTIVITY.



1. REFER TO DETAIL SPECIFICATION:
SYSTEM SPECIFICATION FOR THE FAMILY
OF IMPROVED LOAD BEARING EQUIPMENT.

DISTRIBUTION STATEMENT A

THIS DOCUMENT IS APPROVED FOR PUBLIC RELEASE; DISTRIBUTION IS UNLIMITED.

| | | | | | | | | | | | | | | | | | | | |
|-----------|---|---|--|--|--|--|--|--|--|--|--|--|--|--|--|--|--|--|--|
| REV LEVEL | A | A | | | | | | | | | | | | | | | | | |
| SHEET NO. | 1 | 2 | | | | | | | | | | | | | | | | | |

INTERPRET THIS DRAWING IN ACCORDANCE WITH ASME Y14.100

REVISION STATUS OF SHEETS









| | | | | | |
|--|--------------------------|-----------------|--|-------------|--------------|
| UNLESS OTHERWISE SPECIFIED: DIMENSIONS ARE IN INCHES TOLERANCES: ANGLES ± FRACTIONS ± 2 PLACE DIM ± NA 3 PLACE DIM ± | DATE <u>11-05-16</u> | | U.S. ARMY NATICK SOLDIER RESEARCH, DEVELOPMENT & ENGINEERING CENTER KANSAS STREET, NATICK MA. 01760-5056 | | |
| | DRAWN BY | C. KRICKORIAN | SHOULDER HARNESS ASSEMBLY, USMC PACK | | |
| | CHECKED | K. VARNEY | | | |
| | PROJ OFCR | T. SCOTT | | | |
| | APPROVED | K. RYAN | | | |
| | APPROVAL DESIGN ACTIVITY | SIZE | CAGE | DRAWING NO. | |
| | J. CONNOR | A | 81337 | PL2-6-0896 | |
| NEXT ASSY | USED ON | APPLICABLE SPEC | SCALE: NONE | UNIT WT. | SHEET 1 OF 2 |
| APPLICATION | | | | | |



| | | | | |
|--|--|----------------------------|-----------------------------|------------------------------------|
| PARTS LIST | U.S. ARMY NATICK SOLDIER RESEARCH, DEVELOPMENT & ENGINEERING CENTER KANSAS STREET, NATICK MA. 01760-5056 | CAGE 81337 | PL2-6-0896 | REVISION LTR A DATE 16-03-25 |
| LIST TITLE SHOULDER HARNESS ASSEMBLY, USMC PACK | | APPROVED T. S. T. S. | REV AUTH NO. DR-S-005-16 | SHEET <u>2</u> OF _____ SHEETS |

| FIND NO. | QTY RQD - 1 | CAGE | DRAWING OR DOCUMENT NUMBER | DWG SIZE | PART OR IDENTIFYING NUMBER | NOMENCLATURE OR DESCRIPTION | MATERIAL SPECIFICATION |
|----------|----------------|------|----------------------------|----------|----------------------------|-----------------------------|------------------------|
| 1 | 1 | | 2-6-0906 | | 2-6-0906-1 | SHOULDER HARNESS, USMC PACK | PARA 3.3.1.2 |
| 2 | 1 | | 2-6-0805 | | 2-6-0805-1 | FRAME, USMC PACK | PARA 3.3.1.2 |

DISTRIBUTION STATEMENT A
 THIS DOCUMENT IS APPROVED FOR PUBLIC RELEASE; DISTRIBUTION IS UNLIMITED.

| PARTS LIST | | U.S. ARMY NATICK SOLDIER RESEARCH, DEVELOPMENT & ENGINEERING CENTER KANSAS STREET, NATICK MA. 01760-5056 | | | CAGE 81337 | PL2-6-0903 | REVISION LTR B DATE 16-03-25 | |
|--|----------------|--|--|----------|----------------------------|---|---------------------------------|---------------------------------------|
| LIST TITLE LID, USMC MAIN PACK ASSEMBLY | | | | | APPROVED T. S. T. S. | REV AUTH NO. DR-S-005-16 | SHEET 2 OF SHEETS | |
| FIND NO. | QTY RQD - 1 | CAGE | DRAWING OR DOCUMENT NUMBER | DWG SIZE | PART OR IDENTIFYING NUMBER | NOMENCLATURE OR DESCRIPTION | | MATERIAL SPECIFICATION |
| 1 | 1 | | 2-6-0925  | | 2-6-0925-18 | LID BOTTOM FRONT | | PARA 3.9.7.2 CLOTH, NYLON, 500D |
| 2 | 2 | | 2-6-0925  | | 2-6-0925-14 | MUD FLAP SIDE LID | | PARA 3.9.7.2 CLOTH, NYLON, 500D |
| 3 | 1 | | 2-6-0925  | | 2-6-0925-15 | LID FRONT POCKET | | PARA 3.9.7.2 CLOTH, NYLON, 500D |
| 4 | 1 | | 2-6-0925  | | 2-6-0925-13 | LID UPPER | | PARA 3.9.7.2 CLOTH, NYLON, 500D |
| 5 | 1 | | 2-6-0925  | | 2-6-0925-16 | LID BOTTOM MAIN | | PARA 3.9.7.5 CLOTH, MESH |
| 6 | 1 | | 2-6-0925  | | 2-6-0925-17 | LID BOTTOM ZIPPER STRIP | | PARA 3.9.7.5 CLOTH, MESH |
| 7 | 1 | |  | | | FASTENERS, LOOP, 1.0 INCH,  CUT LENGTH 8" | | PARA 3.9.6 |

DISTRIBUTION STATEMENT A
THIS DOCUMENT IS APPROVED FOR PUBLIC RELEASE; DISTRIBUTION IS UNLIMITED.

| PARTS LIST | | U.S. ARMY NATICK SOLDIER RESEARCH, DEVELOPMENT & ENGINEERING CENTER KANSAS STREET, NATICK MA. 01760-5056 | | | CAGE 81337 | PL2-6-0903 | REVISION LTR B DATE 16-03-25 | |
|--|---------------|--|----------------------------|----------|----------------------------|--|---------------------------------|--------------|
| LIST TITLE LID, USMC MAIN PACK ASSEMBLY | | | | | APPROVED T. S. T. S. | REV AUTH NO. DR-S-005-16 | SHEET 3 | OF SHEETS |
| FIND NO. | QTY RQD -1 | CAGE | DRAWING OR DOCUMENT NUMBER | DWG SIZE | PART OR IDENTIFYING NUMBER | NOMENCLATURE OR DESCRIPTION | MATERIAL SPECIFICATION | |
| 8 | 3 | | ① | | | WEBBING, 1.0 INCH, ② CUT LENGTH 15" | PARA 3.9.4.1 | |
| 9 | 2 | | 2-6-0925 ① | | 2-6-0925-46 | MUD FLAP END FEMALE BUCKLE | PARA 3.9.4.1 | |
| 10 | 2 | | 2-6-0925 ① | | 2-6-0925-47 | MUD FLAP SIDE FEMALE BUCKLE | PARA 3.9.4.1 | |
| 11 | | | DELETED | | DELETED | | | |
| 12 | 1 | | ① | | | FASTENER, SLIDE, ② CUT LENGTH 13" | PARA 3.9.9.7 | |
| 13 | 1 | | ① | | | FASTENER, SLIDE, ② CUT LENGTH 15" | PARA 3.9.9.6 | |
| 14 | AR | | ① | | | TAPE, 1.0 INCH (BINDING) | PARA 3.9.4.8 | |
| 15 | 2 | | ① | | | BUCKLE, SIDE RELEASE | PARA 3.9.1.2.16 | |
| 16 | 2 | | ① | | | BUCKLE, SIDE RELEASE | PARA 3.9.1.2.23 | |
| 17 | 2 | | ① | | | CORD, ROUND, CUT LENGTH 9" ② | PARA 3.9.10.3 | |
| 18 | AR | | ① | | | THREAD (SIZE E) | PARA 3.9.8.2 | |
| 19 | AR | | ① | | | THREAD (SIZE F) | PARA 3.9.8.1 | |
| 20 | 2 | | 2-6-0925 ① | | 2-6-0925-56 | MUD FLAP ELASTIC | PARA 3.9.5.1 | |

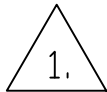
DISTRIBUTION STATEMENT A
THIS DOCUMENT IS APPROVED FOR PUBLIC RELEASE; DISTRIBUTION IS UNLIMITED.

↓

REVISIONS

| REV | DESCRIPTION | PROJ DFCR | APVD | DATE |
|-----|---------------------------------|-----------|------|----------|
| - | INITIAL RELEASE PER DR-S-010-11 | T.S. | T.S. | 11/05/20 |
| A | REVISED PER DR-S-022-11 | T.S. | T.S. | 11-10-11 |
| B | REVISED PER DR-S-009-15 | T.S. | T.S. | 15-10-19 |
| C | REVISED PER DR-S-005-16 | T.S. | T.S. | 16/03/25 |

THIS DRAWING HAS BEEN GENERATED AND IS MAINTAINED BY A CAD SYSTEM. CHANGES SHALL ONLY BE INCORPORATED AS DIRECTED BY THE DESIGN ACTIVITY.



1. REFER TO DETAIL SPECIFICATION; SYSTEM SPECIFICATION FOR THE FAMILY OF IMPROVED LOAD BEARING EQUIPMENT.














2. CUT LENGTHS ARE FOR REFERENCE ONLY.

DISTRIBUTION STATEMENT A













THIS DOCUMENT IS APPROVED FOR PUBLIC RELEASE; DISTRIBUTION IS UNLIMITED.

| | | | | | | | | | | | | | | | | | |
|-----------|---|---|---|---|---|--|--|--|--|--|--|--|--|--|--|--|--|
| REV LEVEL | C | C | C | C | B | | | | | | | | | | | | |
| SHEET NO. | 1 | 2 | 3 | 4 | 5 | | | | | | | | | | | | |














| | | | | | | | | | | | | | | | | | |
|---|----------|---------------------------|---------------|---|-------|-------------|--|--------------|--|--|--|--|--|--|--|--|--|
| INTERPRET THIS DRAWING IN ACCORDANCE WITH ASME Y14.100 | | REVISION STATUS OF SHEETS | | | | | | | | | | | | | | | |
| UNLESS OTHERWISE SPECIFIED: DIMENSIONS ARE IN INCHES TOLERANCES: ANGLES ± FRACTIONS ± 2 PLACE DIM ± NA 3 PLACE DIM ± | | DATE 11-05-16 | | U.S. ARMY NATICK SOLDIER RESEARCH, DEVELOPMENT & ENGINEERING CENTER KANSAS STREET, NATICK MA. 01760-5056 SHOULDER HARNESS, USMC PACK | | | | | | | | | | | | | |
| | | DRAWN BY | C. KRICKORIAN | | | | | | | | | | | | | | |
| | | CHECKED | K. VARNEY | | | | | | | | | | | | | | |
| | | PROJ DFCR | T. SCOTT | | | | | | | | | | | | | | |
| | | APPROVED | K. RYAN | | | | | | | | | | | | | | |
| | | APPROVAL DESIGN ACTIVITY | J. CONNOR | SIZE | CAGE | DRAWING NO. | | | | | | | | | | | |
| 2-6-0896 | 2-6-0896 | | | A | 81337 | PL2-6-0906 | | | | | | | | | | | |
| NEXT ASSY | USED ON | APPLICABLE SPEC | | SCALE: NONE | | UNIT WT. | | SHEET 1 OF 5 | | | | | | | | | |
| APPLICATION | | | | | | | | | | | | | | | | | |

| PARTS LIST | | U.S. ARMY NATICK SOLDIER RESEARCH, DEVELOPMENT & ENGINEERING CENTER KANSAS STREET, NATICK MA. 01760-5056 | | | CAGE 81337 | PL2-6-0906 | REVISION LTR C DATE 16-03-25 | |
|---|----------------|--|--|----------|----------------------------|------------------------------|--|--|
| LIST TITLE SHOULDER HARNESS, USMC PACK | | | | | APPROVED T. S. T. S. | REV AUTH NO. DR-S-005-16 | SHEET 2 OF SHEETS | |
| FIND NO. | QTY RQD - 1 | CAGE | DRAWING OR DOCUMENT NUMBER | DWG SIZE | PART OR IDENTIFYING NUMBER | NOMENCLATURE OR DESCRIPTION | MATERIAL SPECIFICATION | |
| 1 | 1 | | 2-6-0927  | | 2-6-0927-11 | UPPER FRONT | PARA 3.9.7.2 CLOTH, NYLON, 500D | |
| 2 | 1 | | 2-6-0927  | | 2-6-0927-7 | LOWER FRONT OUTER | PARA 3.9.7.2 CLOTH, NYLON, 500D | |
| 3 | 1 | | 2-6-0927  | | 2-6-0927-10 | BACK | PARA 3.9.7.2 CLOTH, NYLON, 500D | |
| 4 | 1 | | 2-6-0927  | | 2-6-0927-2 | STRAP UPPER LEFT | PARA 3.9.7.1 CLOTH, NYLON, 1000D | |
| 5 | 1 | | 2-6-0927  | | 2-6-0927-1 | STRAP UPPER RIGHT | PARA 3.9.7.1 CLOTH, NYLON, 1000D | |
| 6 | 1 | | 2-6-0927  | | 2-6-0927-3 | STRAP LOWER RIGHT | PARA 3.9.7.2 CLOTH, NYLON, 500D | |
| 7 | 1 | | 2-6-0927  | | 2-6-0927-4 | STRAP LOWER LEFT | PARA 3.9.7.2 CLOTH, NYLON, 500D | |
| 8 | 3 | |  | | | BUCKLE, SIDE RELEASE, FEMALE | PARA 3.9.1.2.6 | |
| 9 | 2 | | 2-6-0927  | | 2-6-0927-20 | TOP BUCKLE WEBBING | PARA 3.9.4.1 | |
| 10 | AR | |  | | | TAPE, BINDING, 1" WIDE | PARA 3.9.4.8 | |
| 11 | 14 | |  | | | RING, OVAL | PARA 3.9.1.8.1 | |

DISTRIBUTION STATEMENT A
THIS DOCUMENT IS APPROVED FOR PUBLIC RELEASE; DISTRIBUTION IS UNLIMITED.

| PARTS LIST | | U.S. ARMY NATICK SOLDIER RESEARCH, DEVELOPMENT & ENGINEERING CENTER KANSAS STREET, NATICK MA. 01760-5056 | | | CAGE 81337 | PL2-6-0906 | REVISION LTR C DATE 16-03-25 | |
|---|---------------|--|--|----------|----------------------------|------------------------------------|---------------------------------------|--------------|
| LIST TITLE SHOULDER HARNESS, USMC PACK | | | | | APPROVED T. S. T. S. | REV AUTH NO. DR-S-005-16 | SHEET 3 | OF SHEETS |
| FIND NO. | QTY RQD -1 | CAGE | DRAWING OR DOCUMENT NUMBER | DWG SIZE | PART OR IDENTIFYING NUMBER | NOMENCLATURE OR DESCRIPTION | MATERIAL SPECIFICATION | |
| 12 | 2 | | 2-6-0927  | | 2-6-0927-21 | STRAP REINFORCEMENT WEBBING | PARA 3.9.4.1 | |
| 13 | 3 | |  | | | BUCKLE, SIDE RELEASE, MALE | PARA 3.9.1.2.6 | |
| 14 | 2 | | 2-6-0927  | | 2-6-0927-24 | STRAP BUCKLE WEBBING | PARA 3.9.4.1 | |
| 15 | 2 | | 2-6-0927  | | 2-6-0927-19 | VERTICLE D-RING WEBBING | PARA 3.9.4.1 | |
| 16 | 2 | |  | | | BUCKLE, QUICK RELEASE, METAL | PARA 3.9.1.2.8/9 | |
| 17 | 2 | |  | | | BUCKLE, NONSLIP DOUBLE BAR | PARA 3.9.1.2.1 | |
| 18 | 2 | |  | | | SNAP FASTENER | PARA 3.9.1.5.1 | |
| 19 | 2 | |  | | | BUCKLE, STERNUM | PARA 3.9.1.9.2 | |
| 20 | 1 | | 2-6-0927  | | 2-6-0927-25 | LONG WRAP STRAP | PARA 3.9.4.1 | |
| 21 | 2 | |  | | | TRI-GLIDE | PARA 3.9.1.9.1 | |
| 22 | 2 | | 2-6-0927  | | 2-6-0927-8 | STRAP YOKE SHANK | PARA 3.9.3.3 | |
| 23 | 1 | | 2-6-0927  | | 2-6-0927-12 | LOWER FRONT INNER | PARA 3.9.7.2 CLOTH, NYLON, 500D | |
| 24 | 1 | 81337 | 2-6-0904 | D | 2-6-0904-1 | IDENTIFICATION & INSTRUCTION LABEL | PARA 3.3.1.1 | |

DISTRIBUTION STATEMENT A
THIS DOCUMENT IS APPROVED FOR PUBLIC RELEASE; DISTRIBUTION IS UNLIMITED.

| PARTS LIST | | U.S. ARMY NATICK SOLDIER RESEARCH, DEVELOPMENT & ENGINEERING CENTER KANSAS STREET, NATICK MA. 01760-5056 | | | CAGE 81337 | PL2-6-0906 | REVISION LTR C DATE 16-03-25 | |
|---|---------------|--|--|----------|----------------------------|-----------------------------|---------------------------------|--|
| LIST TITLE SHOULDER HARNESS, USMC PACK | | | | | APPROVED T. S. T. S. | REV AUTH NO. DR-S-005-16 | SHEET 4 OF SHEETS | |
| FIND NO. | QTY RQD -1 | CAGE | DRAWING OR DOCUMENT NUMBER | DWG SIZE | PART OR IDENTIFYING NUMBER | NOMENCLATURE OR DESCRIPTION | MATERIAL SPECIFICATION | |
| 25 | | | DELETED | | DELETED | | | |
| 26 | 2 | | 2-6-0927  | | 2-6-0927-16 | LOWER SIDE WEBBING | PARA 3.9.4.1 | |
| 27 | 1 | | 2-6-0927  | | 2-6-0927-6 | STRAP FOAM LEFT | PARA 3.9.2.4 | |
| 28 | 2 | | 2-6-0927  | | 2-6-0927-17 | SIDE RING WEBBING | PARA 3.9.4.1 | |
| 29 | 2 | | 2-6-0927  | | 2-6-0927-26 | GUILD WEBBING | PARA 3.9.4.1 | |
| 30 | 4 | | 2-6-0927  | | 2-6-0927-18 | HORIZONTAL D-RING WEBBING" | PARA 3.9.4.1 | |
| 31 | 2 | | 2-6-0927  | | 2-6-0927-15 | BOTTOM WEBBING | PARA 3.9.4.1 | |
| 32 | 1 | | 2-6-0927  | | 2-6-0927-5 | STRAP FOAM RIGHT | PARA 3.9.2.4 | |
| 33 | 1 | | 2-6-0927  | | 2-6-0927-13 | LOWER FRONT FOAM RIGHT | PARA 3.9.2.8 | |
| 34 | 1 | | 2-6-0927  | | 2-6-0927-23 | WRAP STRAP WEBBING | PARA 3.9.4.1 | |
| 35 | AR | |  | | | THREAD, SIZE E | PARA 3.9.8.2 | |
| 36 | 2 | | 2-6-0927  | | 2-6-0927-22 | BUCKLE RELEASE STRAP | PARA 3.9.4.5 | |
| 37 | 1 | | 2-6-0927  | | 2-6-0927-14 | LOWER FRONT FOAM LEFT | PARA 3.9.2.8 | |
| 38 | 1 | | 2-6-0927  | | 2-6-0927-9 | PLASTIC | PARA 3.9.3.3 | |

DISTRIBUTION STATEMENT A
THIS DOCUMENT IS APPROVED FOR PUBLIC RELEASE; DISTRIBUTION IS UNLIMITED.

PARTS LIST

U.S. ARMY NATICK SOLDIER
RESEARCH, DEVELOPMENT & ENGINEERING CENTER
KANSAS STREET, NATICK MA, 01760-5056

CAGE
81337

PL2-6-0906

REVISION
LTR B

DATE 15-10-19










LIST TITLE

SHOULDER HARNESS, USMC PACK

APPROVED T.S.
T.S.

REV AUTH NO.
DR-S-009-15

SHEET 5
OF SHEETS

| FIND NO. | QTY | CAGE | DRAWING OR DOCUMENT NUMBER | DWG SIZE | PART OR IDENTIFYING NUMBER | NOMENCLATURE OR DESCRIPTION | MATERIAL SPECIFICATION |
|----------|-----|------|---|----------|----------------------------|---|------------------------|
| | RQD | | | | | | |
| 39 | 3 | |  | | | WEBBING, 1 1/2" WIDE, CUT LENGTH 13"  | PARA 3.9.4.2 |
| 40 | 3 | |  | | | STIFFENER, FIBERGLASS, CUT LENGTH 8 1/2"  | PARA 3.9.3.6 |
| 41 | 2 | |  | | | WEBBING, 1" WIDE, CUT LENGTH 35"  | PARA 3.9.4.1 |
| 42 | 2 | |  | | | WEBBING, 1 1/2" WIDE, CUT LENGTH 3"  | PARA 3.9.4.2 |
| 43 | AR | |  | | | THREAD, SIZE F | PARA 3.9.8.1 |

↓

REVISIONS

| REV | DESCRIPTION | PROJ DFCR | APVD | DATE |
|-----|---------------------------------|-----------|------|----------|
| - | INITIAL RELEASE PER DR-S-010-11 | T.S. | T.S. | 11-05-20 |
| A | REVISED PER DR-S-009-15 | T.S. | T.S. | 15-10-19 |
| B | REVISED PER DR-S-005-16 | T.S. | T.S. | 16/03/25 |

THIS DRAWING HAS BEEN GENERATED AND IS MAINTAINED BY A CAD SYSTEM. CHANGES SHALL ONLY BE INCORPORATED AS DIRECTED BY THE DESIGN ACTIVITY.



1. REFER TO DETAIL SPECIFICATION: SYSTEM SPECIFICATION FOR THE FAMILY OF IMPROVED LOAD BEARING EQUIPMENT.




















2. CUT LENGTHS ARE FOR REFERENCE ONLY

DISTRIBUTION STATEMENT A

THIS DOCUMENT IS APPROVED FOR PUBLIC RELEASE; DISTRIBUTION IS UNLIMITED.

| | | | | | | | | | | | | | | | | | | | | |
|---|---|----------|-----------------------------------|-----------------|--|--|--|--|--|--|--|--|--|--|--|--|--|--|--|--|
| REV LEVEL | B | B | B | | | | | | | | | | | | | | | | | |
| SHEET NO. | 1 | 2 | 3 | | | | | | | | | | | | | | | | | |
| INTERPRET THIS DRAWING IN ACCORDANCE WITH ASME Y14.100 | | | REVISION STATUS OF SHEETS | | | | | | | | | | | | | | | | | |
| UNLESS OTHERWISE SPECIFIED: DIMENSIONS ARE IN INCHES TOLERANCES: ANGLES ± FRACTIONS ± 2 PLACE DIM ± NA 3 PLACE DIM ± | | | DATE 11-05-17 | | U.S. ARMY NATICK SOLDIER RESEARCH, DEVELOPMENT & ENGINEERING CENTER KANSAS STREET, NATICK MA. 01760-5056 | | | | | | | | | | | | | | | |
| | | | DRAWN BY C. KRICKORIAN | | FRONT POCKET, HYDRATION CARRIER, USMC PACK | | | | | | | | | | | | | | | |
| | | | CHECKED K. VARNEY | | DRAWING NO. A 81337 PL2-6-0908 | | | | | | | | | | | | | | | |
| | | | PROJ DFCR T. SCOTT | | | | | | | | | | | | | | | | | |
| | | | APPROVED T. SCOTT | | SCALE: NONE UNIT WT. SHEET 1 OF 3 | | | | | | | | | | | | | | | |
| | | | APPROVAL DESIGN ACTIVITY T. SCOTT | | | | | | | | | | | | | | | | | |
| 2-6-0893 | | 2-6-0893 | | APPLICABLE SPEC | | | | | | | | | | | | | | | | |
| NEXT ASSY | | USED ON | | APPLICATION | | | | | | | | | | | | | | | | |

| PARTS LIST | | U.S. ARMY NATICK SOLDIER RESEARCH, DEVELOPMENT & ENGINEERING CENTER KANSAS STREET, NATICK MA. 01760-5056 | | | CAGE 81337 | PL2-6-0908 | REVISION LTR B DATE 16-03-25 | |
|--|---------------|--|---|----------|----------------------------|---|---------------------------------|---------------------------------------|
| LIST TITLE FRONT POCKET, HYDRATION CARRIER, USMC PACK | | | | | APPROVED T. S. T. S. | | REV AUTH NO. DR-S-005-16 | SHEET 2 OF SHEETS |
| FIND NO. | QTY RQD -1 | CAGE | DRAWING OR DOCUMENT NUMBER | DWG SIZE | PART OR IDENTIFYING NUMBER | NOMENCLATURE OR DESCRIPTION | | MATERIAL SPECIFICATION |
| 1 | 1 | 81337 | 2-6-0920  | E | 2-6-0920-16 | FRONT LOWER POCKET | | PARA 3.9.7.2 CLOTH, NYLON, 500D |
| 2 | AR | |  | | | TAPE, 1.0 INCH (BINDING) | | PARA 3.9.4.8 |
| 3 | 1 | 81337 | 2-6-0920  | E | 2-6-0920-22 | FRONT POCKET ZIPPER BODY SL | | PARA 3.9.7.2 CLOTH, NYLON, 500D |
| 4 | 3 | |   | | | WEBBING, 1.0 INCH,  CUT LENGTH 6 1/4" | | PARA 3.9.4.1 |
| 5 | 1 | 81337 | 2-6-0920  | E | 2-6-0920-44 | FRONT MALE BUCKLE | | PARA 3.9.4.1 |
| 6 | 1 | |  | | | BUCKLE, SIDE-RELEASE (1.0 INCH) | | PARA 3.9.1.2.21 |
| 7 | | | | | | DELETED | | |
| 8 | 1 | |  | | | FASTENER, SLIDE | | PARA 3.9.9.1 |
| | | | | | | DISTRIBUTION STATEMENT A | | |
| | | | | | | THIS DOCUMENT IS APPROVED FOR PUBLIC RELEASE; DISTRIBUTION IS UNLIMITED. | | |

| PARTS LIST | | U.S. ARMY NATICK SOLDIER RESEARCH, DEVELOPMENT & ENGINEERING CENTER KANSAS STREET, NATICK MA. 01760-5056 | | | CAGE 81337 | PL2-6-0908 | REVISION LTR B DATE 16-03-25 | |
|--|---------------|--|--|----------|----------------------------|---|---------------------------------|---------------------------------------|
| LIST TITLE FRONT POCKET, HYDRATION CARRIER, USMC PACK | | | | | APPROVED T. S. T. S. | | REV AUTH NO. DR-S-005-16 | SHEET 3 OF SHEETS |
| FIND NO. | QTY RQD -1 | CAGE | DRAWING OR DOCUMENT NUMBER | DWG SIZE | PART OR IDENTIFYING NUMBER | NOMENCLATURE OR DESCRIPTION | | MATERIAL SPECIFICATION |
| 9 | 1 | 81337 | 2-6-0920  | E | 2-6-0920-18 | FRONT POCKET BOTTOM GUSSET | | PARA 3.9.7.2 CLOTH, NYLON, 500D |
| 10 | 2 | |  | | | CORD, ROUND,  CUT LENGTH 9" | | PARA 3.9.10.3 |
| 11 | 1 | 81337 | 2-6-0920  | E | 2-6-0920-19 | FRONT POCKET TOP GUSSET | | PARA 3.9.7.2 CLOTH, NYLON, 500D |
| 12 | 1 | 81337 | 2-6-0920  | E | 2-6-0920-21 | FRONT POCKET ZIPPER BODY SIDE | | PARA 3.9.7.2 CLOTH, NYLON, 500D |
| 13 | AR | |  | | | THREAD, SIZE E | | PARA 3.9.8.2 |
| 14 | AR | |  | | | THREAD, SIZE F | | PARA 3.9.8.1 |
| 15 | 1 | 81337 | 2-6-0920  | E | 2-6-0920-20 | FRONT POCKET ZIPPER POCKET SIDE | | PARA 3.9.7.2 CLOTH, NYLON, 500D |
| | | | | | | <u>DISTRIBUTION STATEMENT A</u> THIS DOCUMENT IS APPROVED FOR PUBLIC RELEASE; DISTRIBUTION IS UNLIMITED. | | |